



2020 NDOT Annual Work Program



Sondra Rosenberg
Assistant Director, Planning



What is the NDOT Annual Work Program


[Home](#) | [100 Years](#) | [Careers](#) | [About NDOT](#) | [Planning](#) | [Public Involvement](#) | [News](#) | [Documents](#) | [Contact Us](#)

2020 DRAFT WORK PROGRAM

Transportation projects utilizing federal highway funds, state gas tax or local funds

[APPROVED STIP](#) | [APPROVED WORK PROGRAM](#) | [AMENDMENTS](#) | [SEARCH](#) | [COUNTY DASHBOARD](#) | [MAP](#) | [FISCAL REPORT](#) | [ABOUT eSTIP](#) | [DRAFT ANNUAL WORK PROGRAM](#)

ID County Lead Agency County Project Type [Reset](#)

511 transportation project(s) [Export to Excel](#)

ID	COUNTY	LEAD AGENCY TITLE	PROJECT TYPE	AWP	TOTAL COST (ALL YEARS)			FED	STATE	LOC
					(ALL YEARS)	FED FUNDS	LOC			
XS20190006	CARSON CITY, DOUGLAS, LYON	Carson Area MPO	Carson Area Transportation System Management Plan	Study/Planning	AWP	\$684,211	STBG State-Wide	95%	5%	0%
CC20150011	CARSON CITY	Carson City	Preventive Maintenance	Transit-Maintenance	AWP	\$1,503,443	FTA 5307 Sm Urb Capital	80%	0%	20%
CC20180014	CARSON CITY	Carson City	Airport Road Sewer & Road Project	Rd Recons/Rehab/Resurf	AWP	\$2,600,000	STBG 5K-200K	7%	0%	93%
CC20180009	CARSON CITY	Carson City	Fairview Drive Reconstruction	Rd Recons/Rehab/Resurf	AWP	\$1,293,713	STBG 5K-200K	52%	0%	48%

How is the Program developed

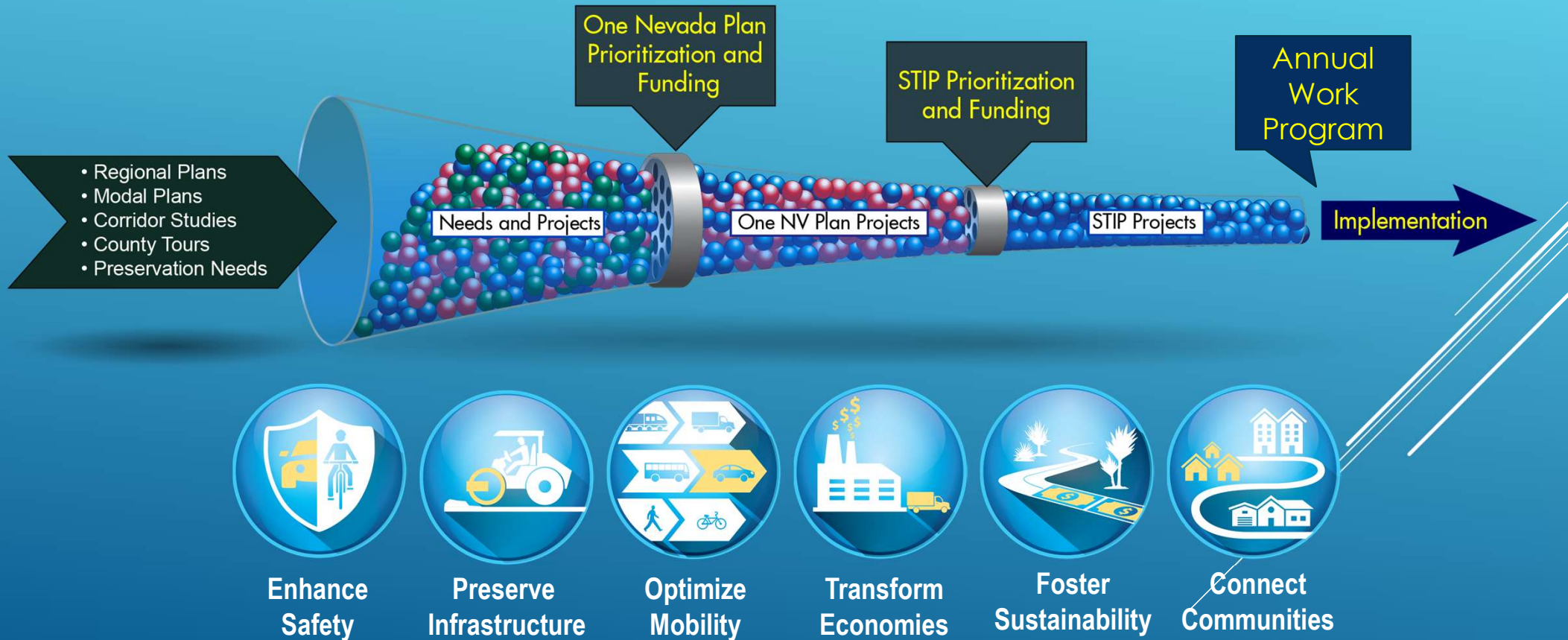
Performance metrics & needs identification – what are the identified needs and how do they help improve performance such as safety and asset condition?

Project readiness – how long will it take us to get a project ready and when do we start?

Funding identification – what federal and state funds are available and eligible?

A decorative graphic consisting of several parallel white lines of varying lengths, slanted diagonally from the top right towards the bottom left, located in the lower right quadrant of the slide.

One Nevada Transportation Plan Process



Federal Planning Documents

**RTP/
SLRTP**

Long
Range

Minimum required 20 year plan for MPOs and State.

TIPs

MPO
Short
Range

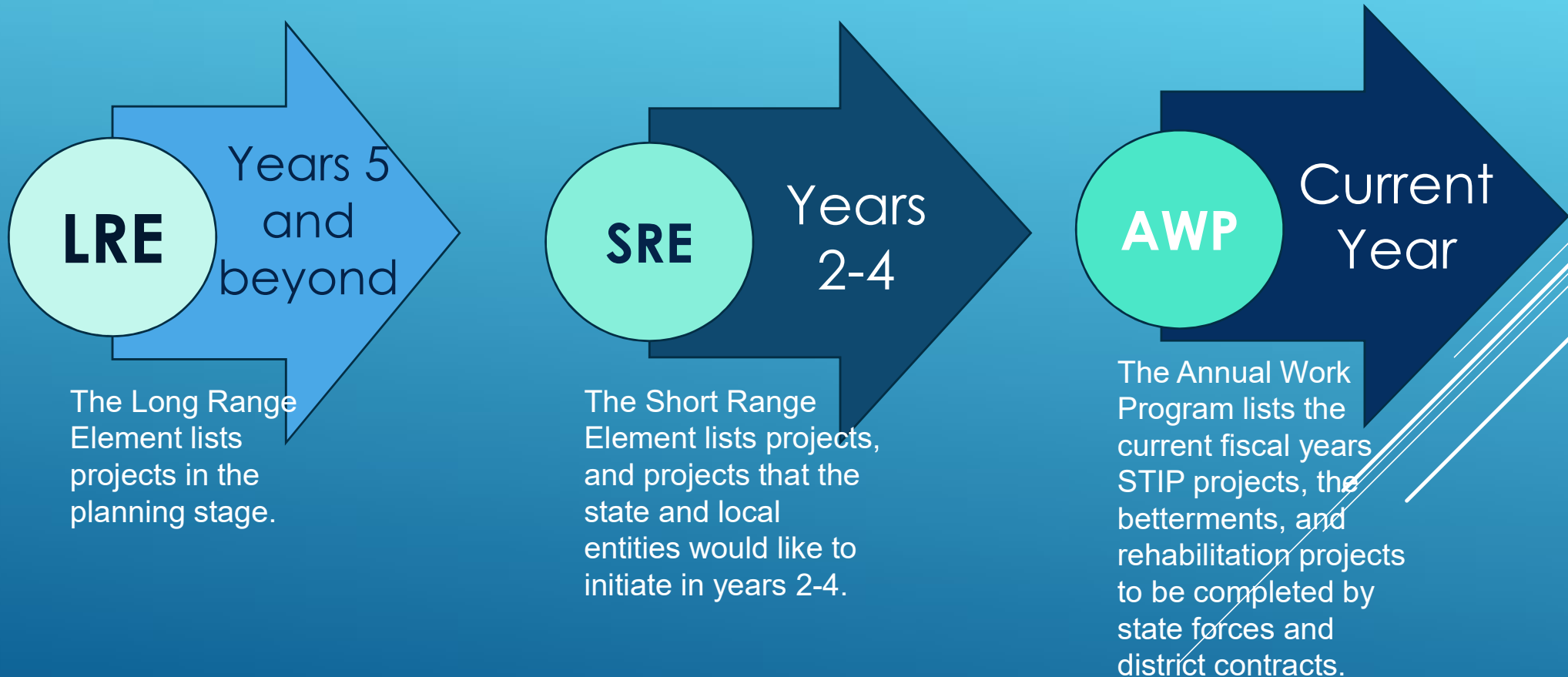
4 year fiscally constrained program of federally funded and regionally significant projects in metropolitan areas.

STIP

- MPO
- Non MPO

4 year fiscally constrained program of federally funded and regionally significant projects statewide

State Planning Documents – Work Program



STIP/WP Development

County Workshops
Oct-Dec

**Project Update/New
Projects**
Dec-Jun

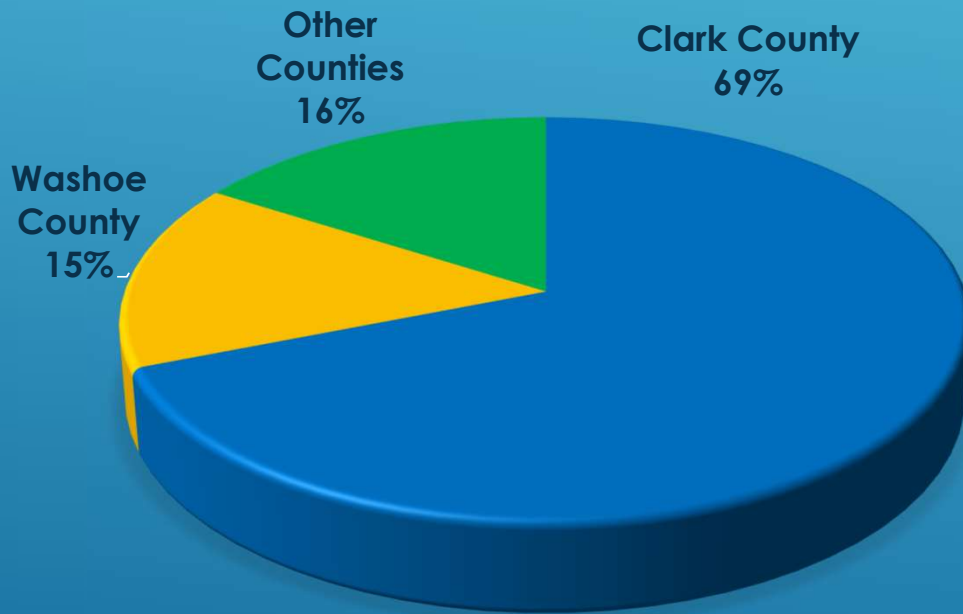
**County Tours
Draft WP Presentations**
May-Jul

**Draft STIP/Draft Work
Program**
Aug

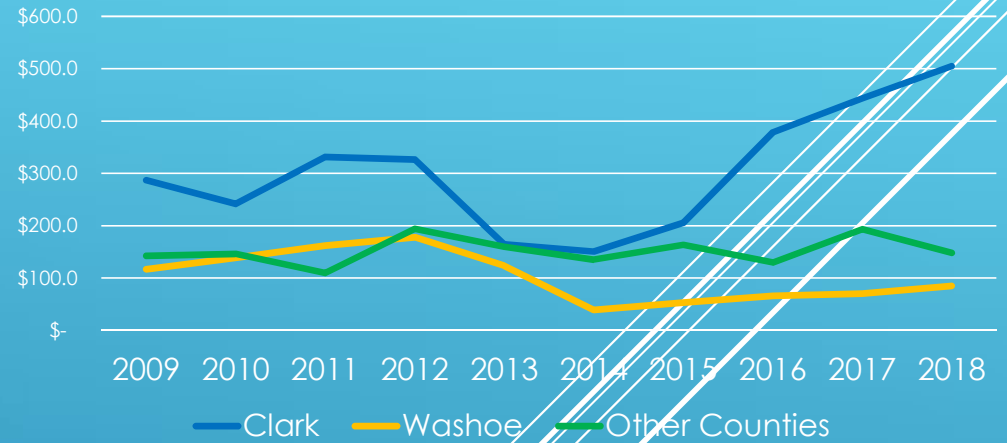
**State and Federal
Approval**
Sep-Oct

Contribution vs Spend by County

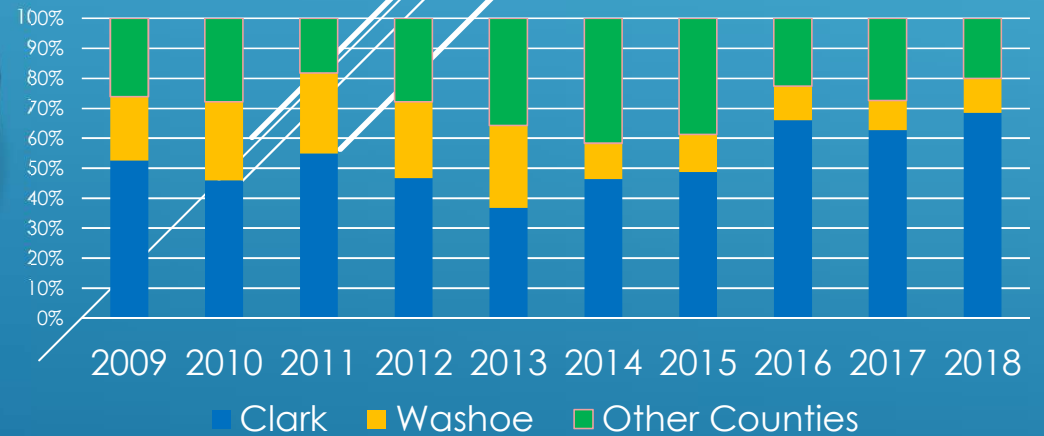
Percentage of Gasoline Gallons Sold 2013 – 2017



Expenditures (\$ in Millions)

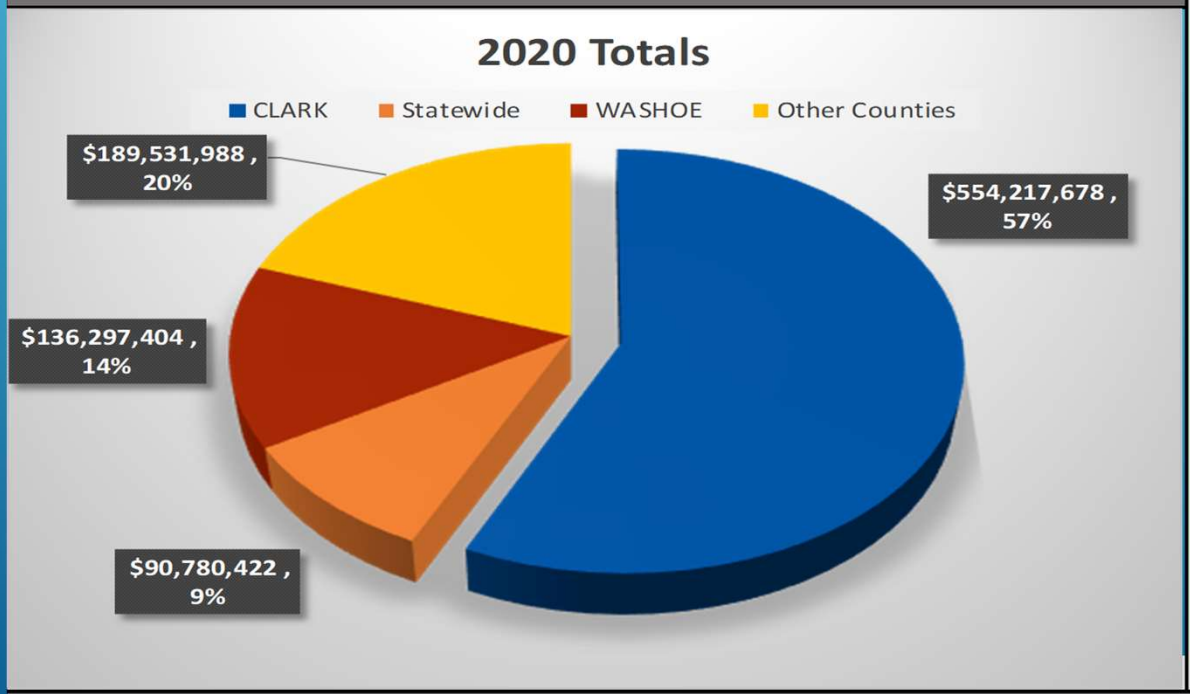


Percentage of Expenditures



2020 Draft AWP – fund distribution

COUNTY	2020 Total \$	2020 Total %	Federal/State \$	Federal/State %
CLARK	\$ 554,217,678	57%	\$ 449,263,249	55%
Statewide	\$ 90,780,422	9%	\$ 90,753,622	11.1%
WASHOE	\$ 136,297,404	14%	\$ 88,985,907	11%
Other Counties	\$ 189,531,988	20%	\$ 185,882,985	22.8%
2020 TOTALS	\$ 970,827,492	100%	\$ 814,885,763	100%



Requested Action from State Transportation Board:

Approval of 2020 Annual Work Program

Updates will be provided to the Board at regular intervals to track progress on approved plan, approve significant changes, and development of 2021 Annual Work Program and STIP



Questions?

