

NEVADA DEPARTMENT OF TRANSPORTATION
COORDINATED HUMAN SERVICES TRANSPORTATION PLAN
APPENDIX



Prepared for the Nevada Department of Transportation
by RLS & Associates, Inc.
3131 South Dixie Hwy., Suite 545
Dayton, Ohio 45439



Final Revision Prepared by the Nevada Department of Transportation
Project Manager: Matthew Bradley, Transportation Planner/Analyst

PART ONE

STATEWIDE DEMOGRAPHIC DATA

Statewide Population/Median Age, by County

County	Population	Median Age
Clark County	2,070,153	36.7
Washoe County	439,914	37.9
Carson City	54,412	43.1
Elko County	52,029	33.5
Lyon County	51,897	43.7
Douglas County	47,426	50.1
Nye County	43,198	51.2
Churchill County	24,148	38.8
Humboldt County	17,091	35.2
White Pine County	9,893	39.1
Pershing County	6,690	41.3
Lander County	5,907	37.0
Lincoln County	5,155	39.6
Mineral County	4,519	49.2
Storey County	3,941	54.4
Eureka County	1,730	47.1
Esmeralda County	1,069	42.0
Total	2,839,172	42.4

Source: 2016 ACS Five-Year Estimates

Statewide Population Density, by County

County	Population	Square Miles	Population Per Square Mile
Carson City	54,412	144.7	376.1
Clark County	2,070,153	7,891.4	262.3
Washoe County	439,914	6,302.4	69.8
Douglas County	47,426	709.7	66.8
Lyon County	51,897	2,001.2	25.9
Storey County	3,941	262.9	15
Churchill County	24,148	4,930.5	4.9
Elko County	52,029	17,169.8	3
Nye County	43,198	18,181.9	2.4
Humboldt County	17,091	9,640.8	1.8
Mineral County	4,519	3,752.8	1.2
Lander County	5,907	5,490.1	1.1
Pershing County	6,690	6,036.6	1.1
White Pine County	9,893	8,875.7	1.1
Lincoln County	5,155	10,633.2	0.5
Eureka County	1,730	4,175.7	0.4
Esmeralda County	1,069	3,581.9	0.3
Total	2,839,172	109,781	25.9

Source: 2016 ACS Five-Year Estimates

Rural and Urban Area and Population, by County

Geography	Square Miles Urban	Percent Urban Area	Percent Urban Population	Urban Population	Square Miles Rural	Percent Rural Area	Percent Rural Population	Rural Population
Esmeralda County	0	0.00%	0.00%	0	3,581.9	100.00%	100.00%	1,069
Eureka County	0	0.00%	0.00%	0	4,175.7	100.00%	100.00%	1,730
Lincoln County	0	0.00%	0.00%	0	10,633.2	100.00%	100.00%	5,155
Pershing County	0	0.00%	0.00%	0	6,036.6	100.00%	100.00%	6,690
Mineral County	1.2	0.03%	68.08%	3,077	3,751.6	99.97%	31.92%	1,442
White Pine County	2.6	0.03%	46.67%	4,617	8,873.1	99.97%	53.33%	5,276
Lander County	2.0	0.04%	60.95%	3,600	5,488.2	99.96%	39.05%	2,307
Humboldt County	9.1	0.09%	62.12%	10,617	9,631.6	99.91%	37.88%	6,474
Elko County	20.7	0.12%	62.15%	32,336	17,149.1	99.88%	37.85%	19,693
Storey County	0.4	0.14%	7.36%	290	262.6	99.86%	92.64%	3,651
Nye County	44.1	0.24%	64.73%	27,962	18,137.8	99.76%	35.27%	15,236
Churchill County	14.2	0.29%	65.29%	15,766	4,916.3	99.71%	34.71%	8,382
Lyon County	17.7	0.88%	63.06%	32,726	1,983.5	99.12%	36.94%	19,171
Washoe County	175.3	2.78%	95.73%	421,130	6,127.0	97.22%	4.27%	18,784
Douglas County	20.3	2.87%	68.45%	32,463	689.4	97.13%	31.55%	14,963
Clark County	439.4	5.57%	98.69%	2,043,034	7,452.0	94.43%	1.31%	27,119
Carson City	20.4	14.11%	95.16%	51,778	124.3	85.89%	4.84%	2,634

Source: 2016 ACS Five-Year Estimates

Population 65 and Over, by County

County	Population	Population 65 and over	Percentage 65 and Over
Storey County	3,941	1,135	28.80%
Nye County	43,198	11,793	27.30%
Esmeralda County	1,069	283	26.50%
Mineral County	4,519	1,121	24.80%
Douglas County	47,426	11,619	24.50%
Lyon County	51,897	10,328	19.90%
Carson City	54,412	10,393	19.10%
Lincoln County	5,155	954	18.50%
Churchill County	24,148	4,226	17.50%
Eureka County	1,730	272	15.70%
White Pine County	9,893	1,484	15.00%
Pershing County	6,690	990	14.80%
Washoe County	439,914	64,227	14.60%
Clark County	2,070,153	275,330	13.30%
Lander County	5,907	738	12.50%
Humboldt County	17,091	1,812	10.60%
Elko County	52,029	4,735	9.10%
Total	2,839,172	401,439	14.10%

Source: 2016 ACS Five-Year Estimates

Individuals with Disabilities, by County

County	Total Population	Total With a Disability	Percent With a Disability
Mineral County	4,440	1,096	24.70%
Nye County	42,783	10,384	24.30%
Storey County	3,918	919	23.50%
Carson City	52,488	11,975	22.80%
Lyon County	51,580	10,266	19.90%
White Pine County	8,449	1,685	19.90%
Pershing County	4,670	884	18.90%
Esmeralda County	1,064	198	18.60%
Churchill County	23,277	3,960	17.00%
Douglas County	47,119	7,456	15.80%
Lincoln County	4,681	697	14.90%
Eureka County	1,725	255	14.80%
Clark County	2,046,634	251,703	12.30%
Washoe County	437,176	53,215	12.20%
Elko County	51,382	5,947	11.60%
Humboldt County	16,864	1,931	11.50%
Lander County	5,866	655	11.20%
Total	2,810,116	363,226	12.90%

Source: 2016 ACS Five-Year Estimates

Household Income Percentages, by County

Geography	Total Households	Less than \$10,000	\$10,000 to \$14,999	\$15,000 to \$24,999	\$25,000 to \$34,999	\$35,000 to \$49,999	\$50,000 to \$74,999	\$75,000 to \$99,999	\$100,000 to \$149,999	\$150,000 to \$199,999	\$200,000 or more
Churchill County	9,491	9.3%	4.3%	9.9%	14.3%	16.3%	16.6%	11.2%	14.0%	3.0%	1.1%
Clark County	735,475	6.5%	4.3%	10.2%	11.3%	15.0%	19.8%	12.7%	12.3%	4.2%	3.7%
Douglas County	19,928	4.5%	4.1%	9.1%	9.4%	13.8%	21.5%	12.7%	14.6%	5.1%	5.2%
Elko County	17,618	3.8%	2.8%	6.4%	6.1%	11.1%	20.1%	17.3%	20.6%	6.8%	5.0%
Esmeralda County	454	3.1%	3.1%	22.0%	15.0%	15.6%	24.0%	6.6%	9.7%	0.9%	0.0%
Eureka County	766	12.8%	7.3%	1.3%	9.1%	3.8%	15.7%	16.4%	27.0%	3.7%	2.9%
Humboldt County	6,174	6.3%	2.6%	8.4%	9.5%	11.6%	19.7%	14.9%	19.7%	5.2%	2.1%
Lander County	2,102	5.2%	3.5%	7.9%	7.1%	8.0%	12.4%	19.9%	27.8%	6.8%	1.4%
Lincoln County	1,835	7.0%	3.2%	13.0%	13.7%	13.7%	26.3%	9.4%	9.6%	2.4%	1.7%
Lyon County	19,586	5.7%	5.1%	12.5%	9.4%	18.2%	21.1%	13.1%	11.6%	1.6%	1.7%
Mineral County	2,065	10.3%	10.4%	15.5%	12.2%	12.0%	17.8%	11.3%	8.3%	0.5%	1.7%
Nye County	17,464	7.6%	6.3%	14.2%	12.6%	16.2%	21.0%	9.2%	9.3%	2.8%	0.8%
Pershing County	2,016	8.6%	6.3%	10.9%	10.5%	19.6%	18.9%	10.5%	10.2%	1.8%	2.7%
Storey County	1,752	3.3%	1.0%	8.8%	7.2%	17.9%	20.4%	18.0%	15.5%	6.1%	1.8%
Washoe County	169,015	6.3%	5.0%	10.9%	9.8%	13.9%	18.5%	12.5%	13.6%	4.7%	4.8%
White Pine County	3,158	6.1%	4.3%	9.8%	8.3%	15.2%	23.2%	10.0%	16.1%	6.2%	0.8%
Carson City	21,802	6.3%	7.3%	11.2%	12.4%	14.3%	19.2%	12.2%	10.8%	3.8%	2.5%
Total	1,030,701	6.63%	4.76%	10.71%	10.46%	13.89%	19.78%	12.82%	14.75%	3.86%	2.35%

Source: 2016 ACS Five-Year Estimates

Median Household Income, by County

County	Median Income
Mineral County	\$37,750
Nye County	\$42,266
Esmeralda County	\$43,125
Pershing County	\$45,192
Churchill County	\$45,368
Carson City	\$47,948
Lyon County	\$49,007
Lincoln County	\$49,406
Clark County	\$52,629
Washoe County	\$54,955
White Pine County	\$58,156
Douglas County	\$59,769
Storey County	\$65,508
Humboldt County	\$67,295
Eureka County	\$70,000
Elko County	\$74,672
Lander County	\$78,077

Source: 2016 ACS Five-Year Estimates

Poverty Status, by County

County	Population for Whom Poverty Status is Determined	Total Below Poverty Level	Percent Below Poverty
Mineral County	4,438	941	21.20%
Nye County	42,622	7,346	17.20%
Carson City	52,450	8,744	16.70%
Pershing County	4,670	767	16.40%
Churchill County	23,686	3,851	16.30%
Lyon County	51,607	7,876	15.30%
Clark County	2,043,746	307,146	15.00%
Washoe County	434,524	65,024	15.00%
Lander County	5,853	757	12.90%
White Pine County	8,374	1,068	12.80%
Lincoln County	4,681	595	12.70%
Esmeralda County	1,061	126	11.90%
Humboldt County	16,847	1,997	11.90%
Douglas County	47,088	5,148	10.90%
Eureka County	1,725	186	10.80%
Elko County	51,246	5,401	10.50%
Storey County	3,925	284	7.20%
Total	2,798,543	417,257	14.9%

Source: 2016 ACS Five-Year Estimates

Zero and One Vehicle Households, by County

County	Total Households	Total Zero Vehicles	Total One Vehicle	Percent with Zero Vehicles	Percent with One Vehicle
Mineral County	2,065	220	677	10.70%	32.80%
Lander County	2,102	198	315	9.40%	15.00%
Clark County	735,475	62,412	284,899	8.50%	38.70%
Washoe County	169,015	13,306	56,067	7.90%	33.20%
Carson City	21,802	1,594	7,931	7.30%	36.40%
Pershing County	2,016	137	451	6.80%	22.40%
Churchill County	9,491	543	2,768	5.70%	29.20%
Lyon County	19,586	1,019	5,638	5.20%	28.80%
Humboldt County	6,174	245	1,538	4.00%	24.90%
Elko County	17,618	616	4,079	3.50%	23.20%
White Pine County	3,158	111	743	3.50%	23.50%
Nye County	17,464	600	6,262	3.40%	35.90%
Douglas County	19,928	567	5,506	2.80%	27.60%
Lincoln County	1,835	37	472	2.00%	25.70%
Storey County	1,752	23	483	1.30%	27.60%
Esmeralda County	454	4	159	0.90%	35.00%
Eureka County	766	0	178	0.00%	23.20%
Total	1,030,701	81,632	378,166	7.90%	36.70%

Source: 2016 ACS Five-Year Estimates

Minority Population, by County

County	Total Population	White Alone	Minority	Percent Minority
Clark County	2,070,153	931,097	1,139,056	55.00%
Mineral County	4,519	2,677	1,842	40.80%
Washoe County	439,914	282,598	157,316	35.80%
Humboldt County	17,091	11,192	5,899	34.50%
Pershing County	6,690	4,431	2,259	33.80%
Lander County	5,907	3,949	1,958	33.10%
Elko County	52,029	35,044	16,985	32.60%
Carson City	54,412	37,320	17,092	31.40%
White Pine County	9,893	7,242	2,651	26.80%
Churchill County	24,148	17,991	6,157	25.50%
Lyon County	51,897	39,674	12,223	23.60%
Nye County	43,198	33,375	9,823	22.70%
Douglas County	47,426	38,629	8,797	18.50%
Lincoln County	5,155	4,271	884	17.10%
Esmeralda County	1,069	907	162	15.20%
Storey County	3,941	3,411	530	13.40%
Eureka County	1,730	1,700	30	1.70%
Total	2,839,172	1,455,508	1,383,664	48.70%

Source: 2016 ACS Five-Year Estimates

Veteran Population, by County

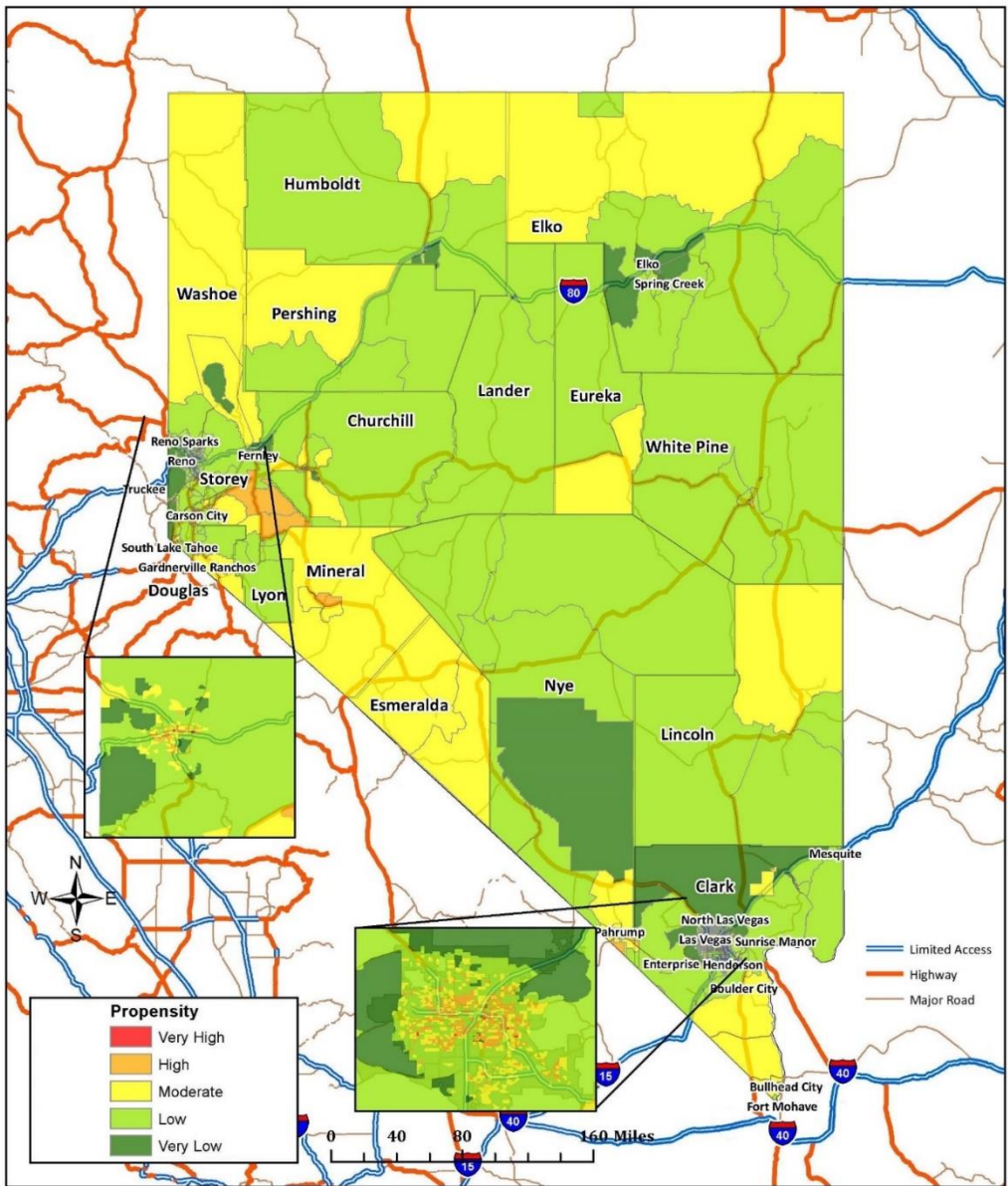
County	Civilian Population 18 years and over	Veterans	Percent Veterans
Mineral County	3,691	776	21.00%
Churchill County	17,816	3,085	17.30%
Nye County	35,582	6,138	17.30%
Lyon County	40,133	6,365	15.90%
Storey County	3,401	485	14.30%
Douglas County	38,715	5,394	13.90%
Eureka County	1,380	182	13.20%
Pershing County	5,525	665	12.00%
Carson City	43,131	5,107	11.80%
Esmeralda County	857	94	11.00%
Lincoln County	4,100	450	11.00%
White Pine County	7,797	831	10.70%
Lander County	4,218	440	10.40%
Washoe County	340,821	33,415	9.80%
Clark County	1,569,686	148,394	9.50%
Humboldt County	12,284	1,119	9.10%
Elko County	37,472	3,335	8.90%
Total	2,166,609	216,275	10%

Source: 2016 ACS Five-Year Estimates

Veterans make up approximately 10% of Nevada's population. Nevada's veteran population is slightly higher than the U.S. average (8%).

Transit Propensity

Transit Propensity					
Variable	Very Low	Low	Moderate	High	Very High
Population Density	All of the variables fell below the lower limit	2 of 3 variables fell below the lower limit	3387.91 - 9383.01	2 of 3 variables exceeded the upper limit	All of the variables exceeded the upper limit
Below Poverty			8.83% - 22.95%		
Population Age 65+			9.09% - 21.84%		



Major Trip Generators

◆ Battle Mountain

- Schools
- Parks
- Grocery and Pharmacy

◆ Beatty

- Family Dollar

◆ Carlin

- Post Office
- Grocery
- Doctor
- Bank

◆ Carson City

- Medical destinations

◆ Dayton

- Grocery and Pharmacy

◆ Elko

- Medical destinations
- Shopping
- Activities
- VA Hospital/Clinic
- Social Security Office

◆ Ely

- Medical destinations
- Shopping

◆ Eureka

- Senior Center

◆ Fallon

- Dialysis
- Medical destinations
- VA Clinic

◆ Fernley

- Shopping (Walmart)

◆ Gardnerville

- Employment
- Medical destinations

◆ Hawthorne

- Medical destinations

◆ Las Vegas

- Medical destinations
- VA Hospital

◆ Laughlin

- Employment

◆ Mesquite

- Employment

◆ Minden

- Connection with Tahoe Transit District

◆ Pahrump

- Medical destinations

◆ Reno

- Medical destinations
- VA Hospital/Medical Center
- Employment (Tahoe-Reno Industrial Center and others)

◆ Sparks

- Dialysis

◆ Lake Tahoe

- Employment
- Medical destinations

◆ Tonopah

- Employment
- Medical destinations
- Post Office
- Bank
- Clinics
- Shopping

◆ Wells

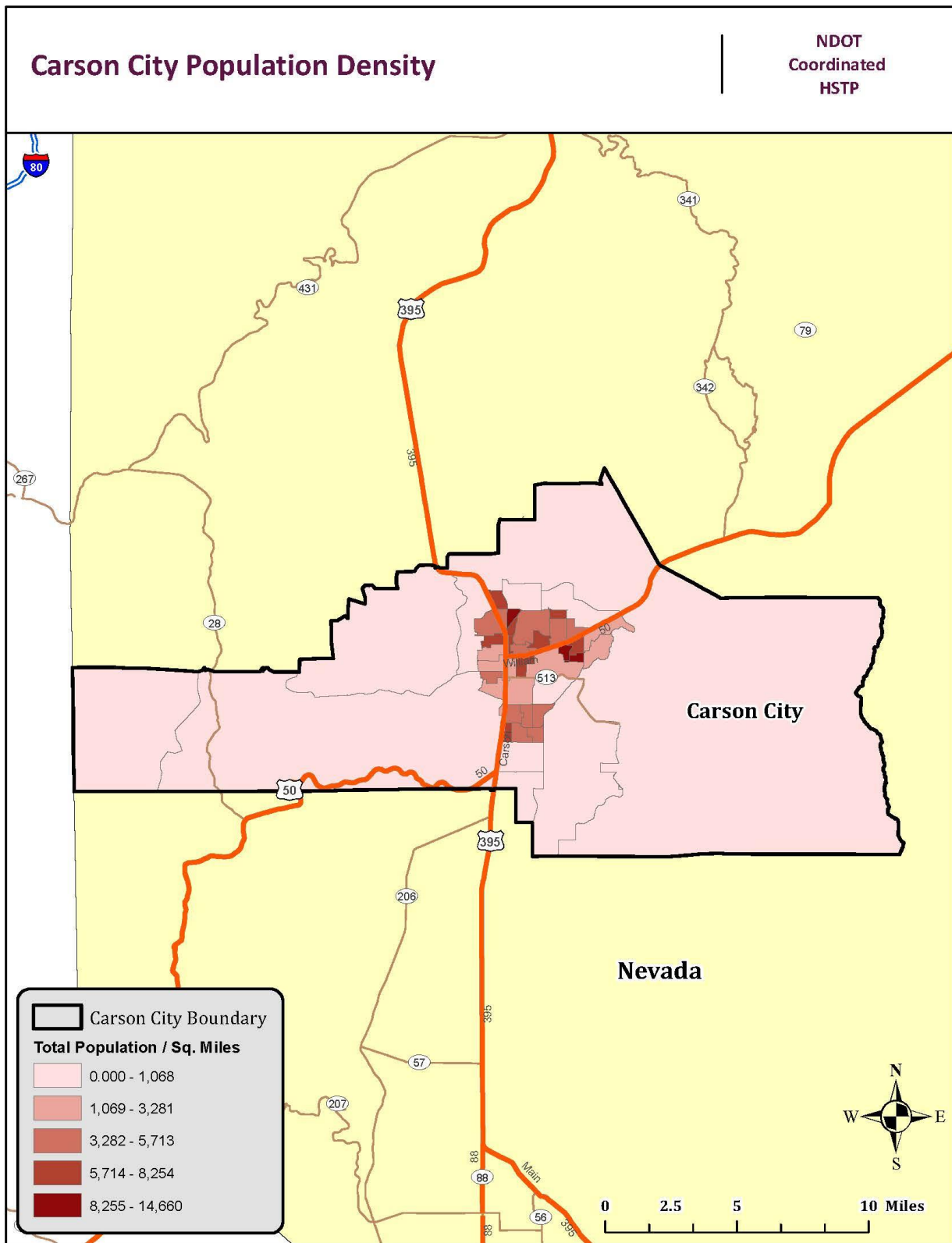
- Senior Center

◆ Winnemucca

- Senior Center

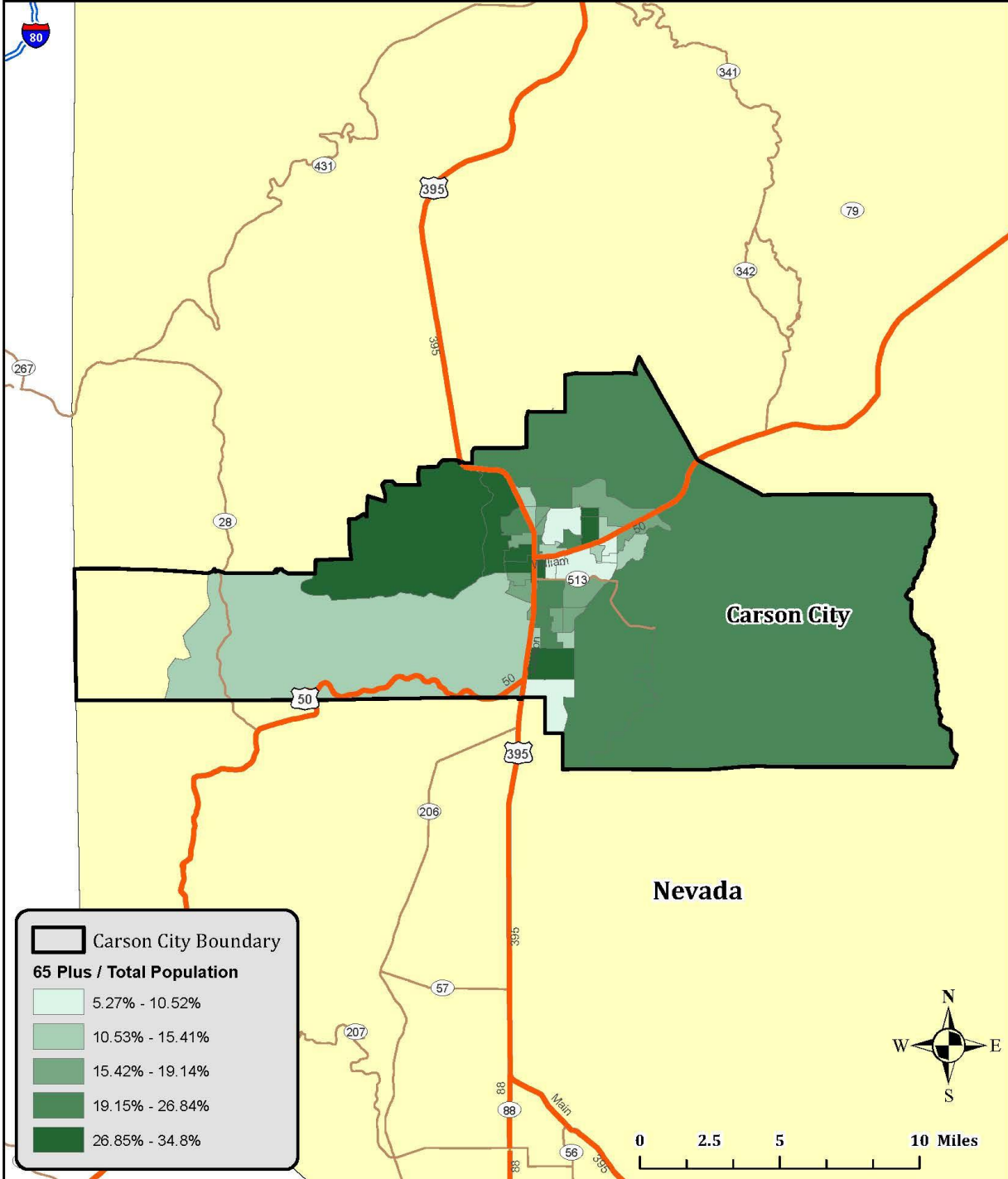
PART TWO

MAPS



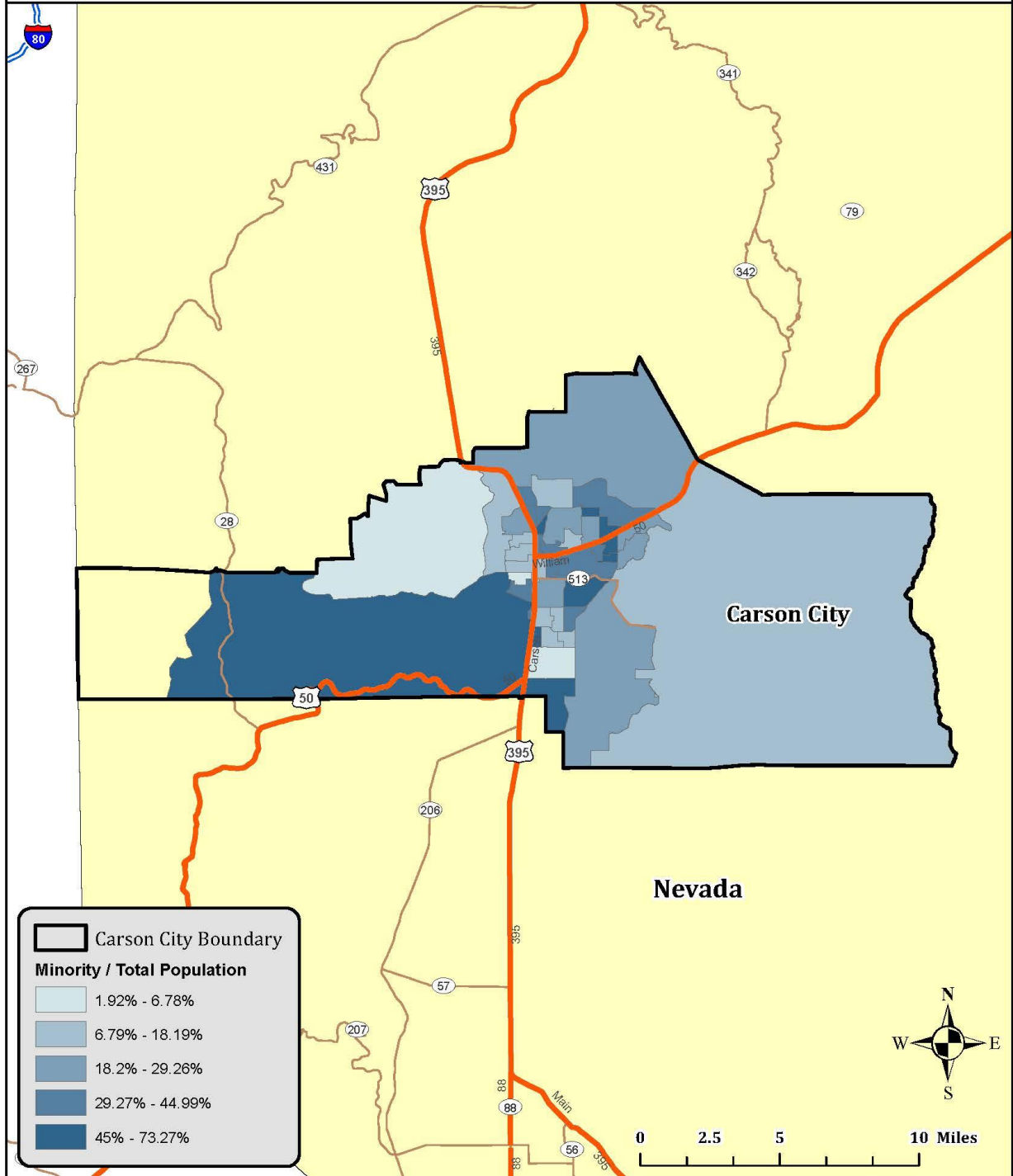
Carson City Percent Population 65 and Over

NDOT
Coordinated
HSTP



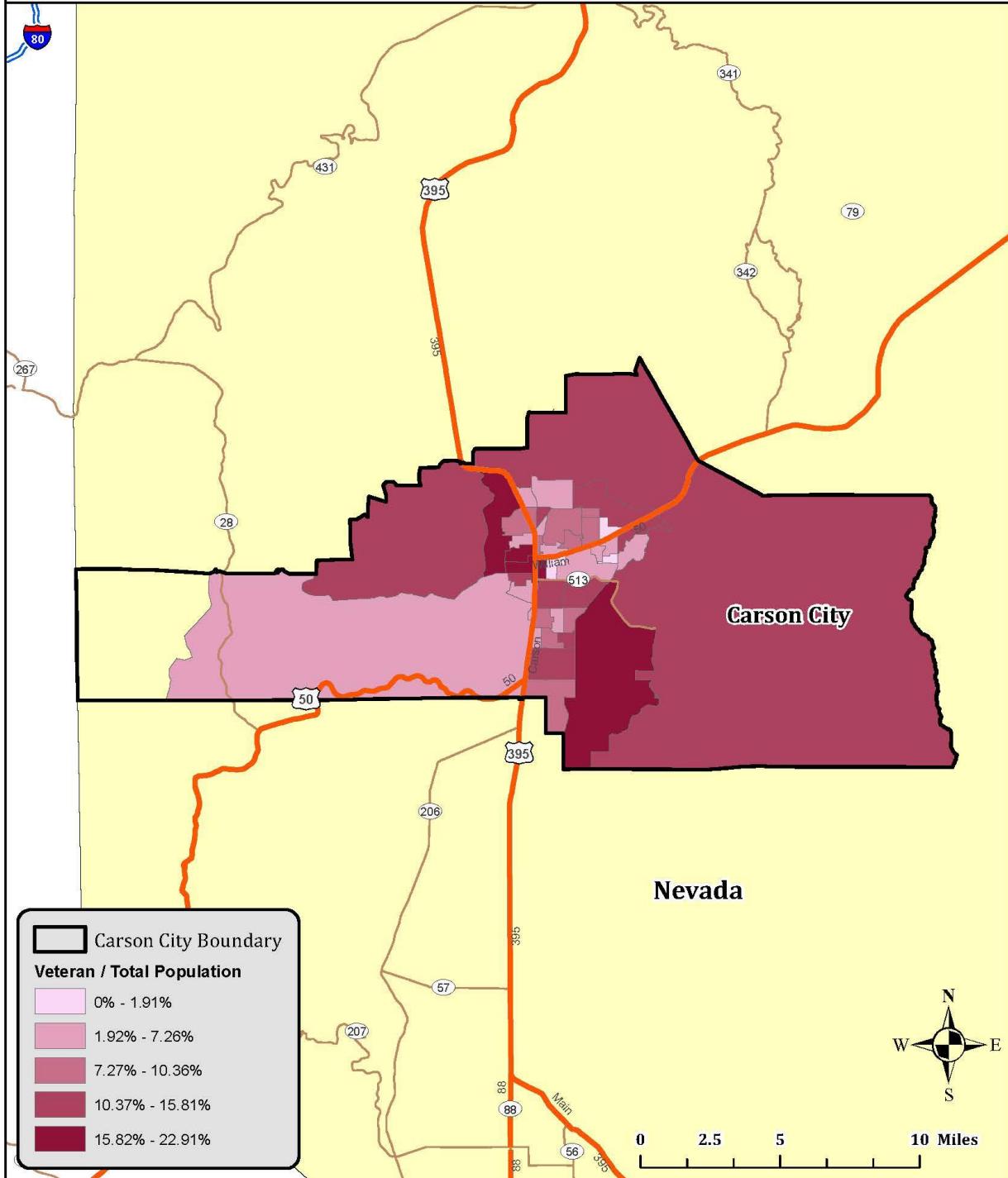
Carson City Percent Minority Population

NDOT
Coordinated
HSTP



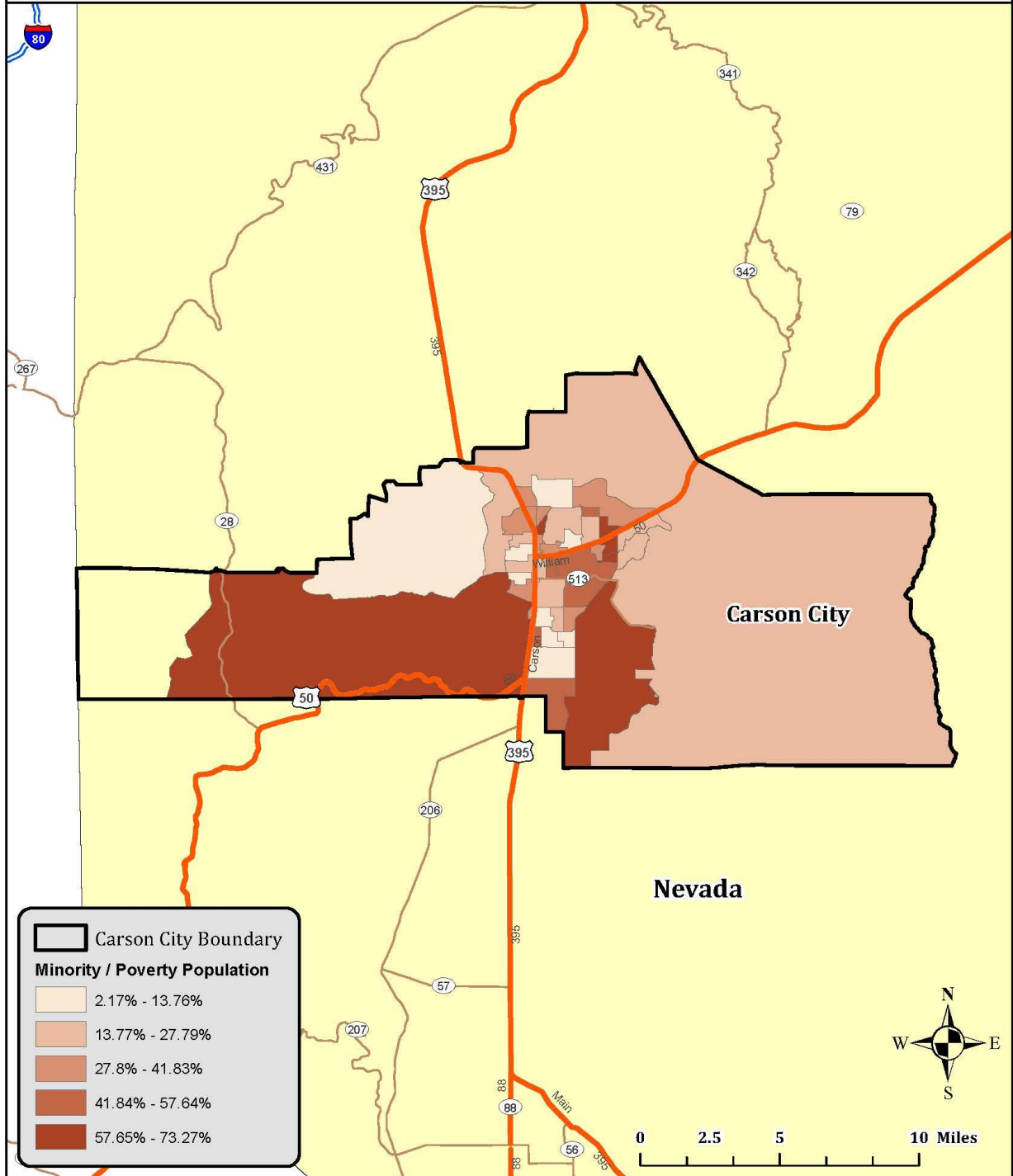
Carson City Percent Veteran Population

NDOT
Coordinated
HSTP



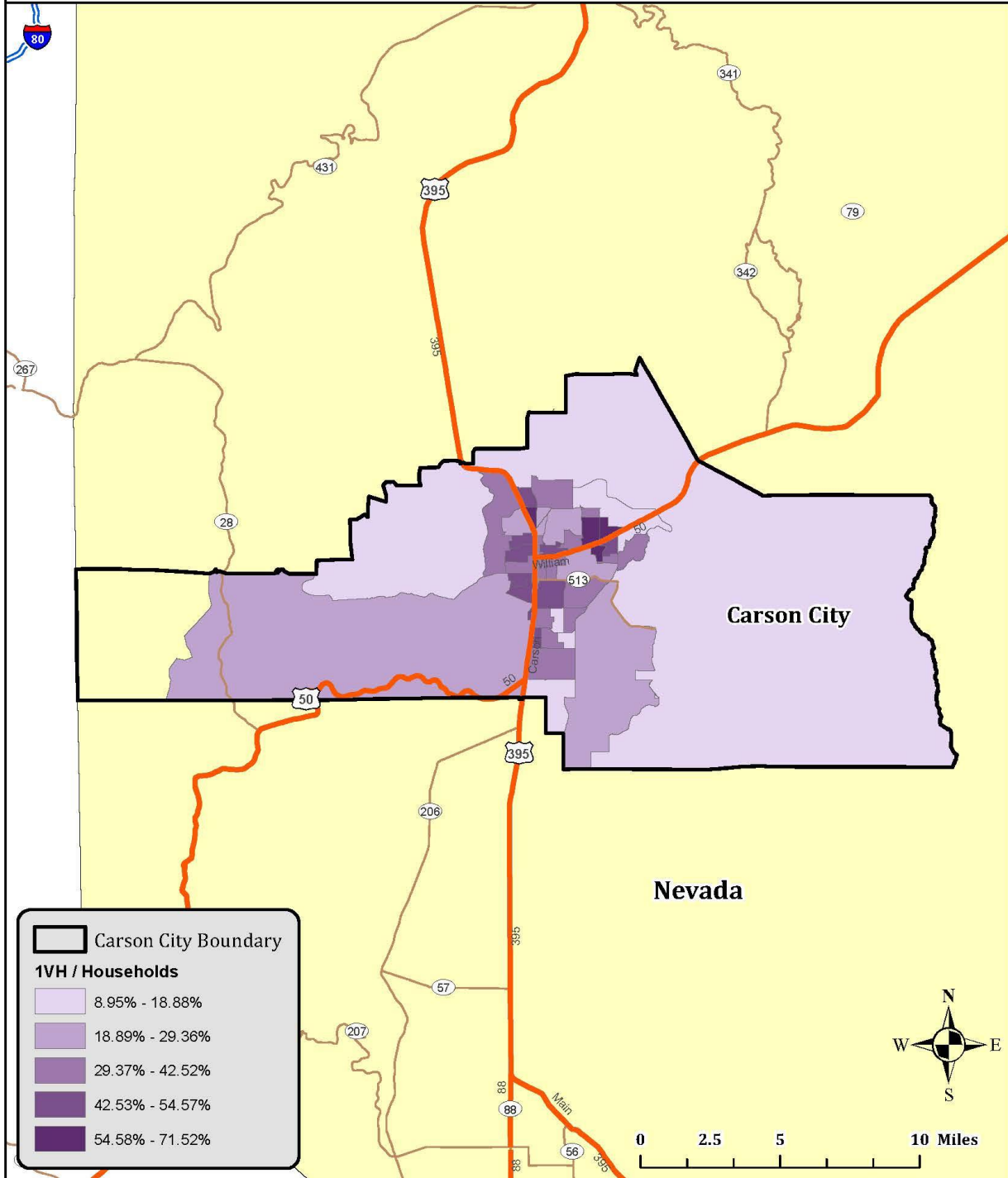
Carson City Percent Below Poverty Level

NDOT
Coordinated
HSTP



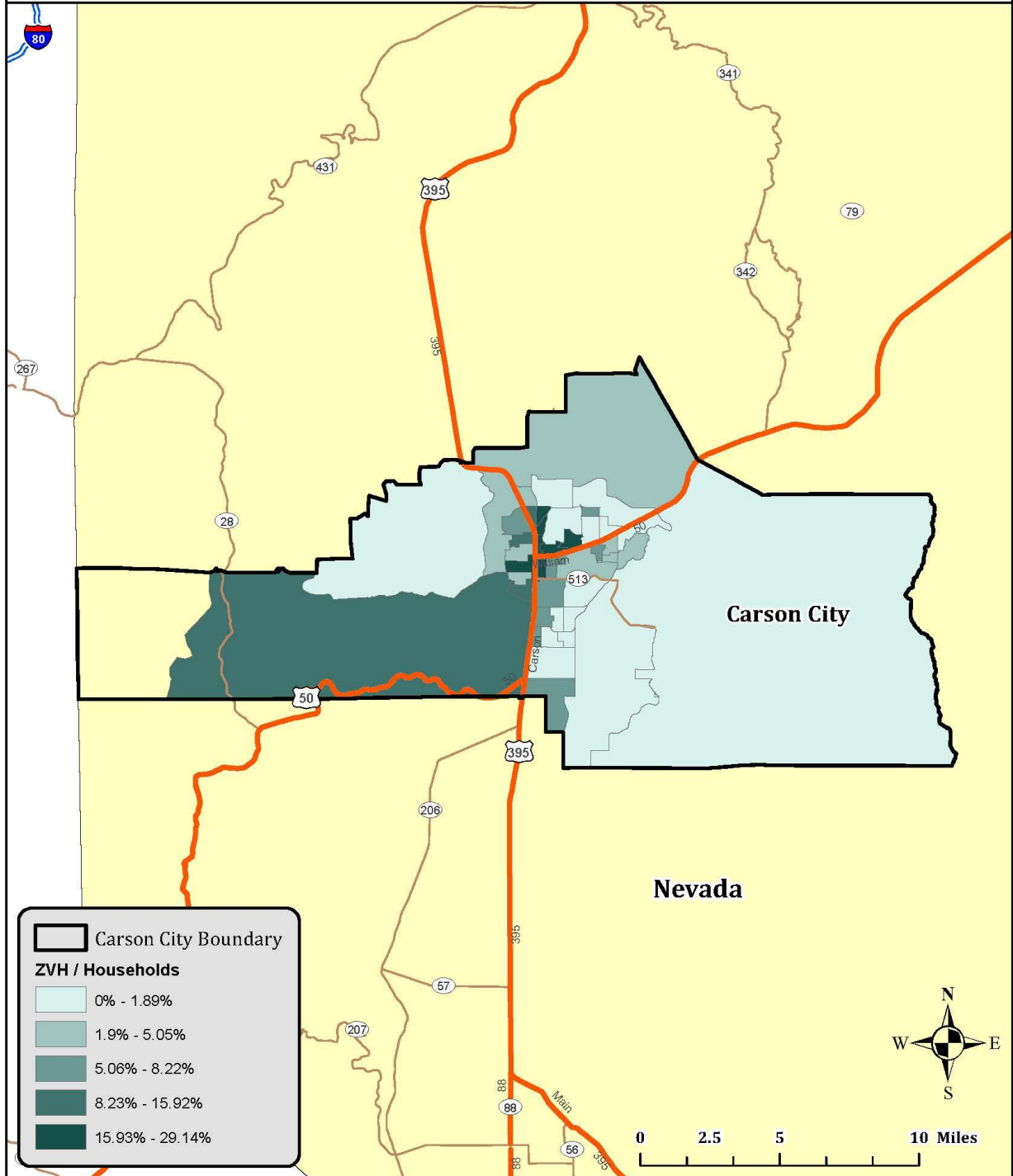
Carson City Percent One Vehicle Households (1VH)

NDOT
Coordinated
HSTP



Carson City Percent Zero Vehicle Households (ZVH)

NDOT
Coordinated
HSTP



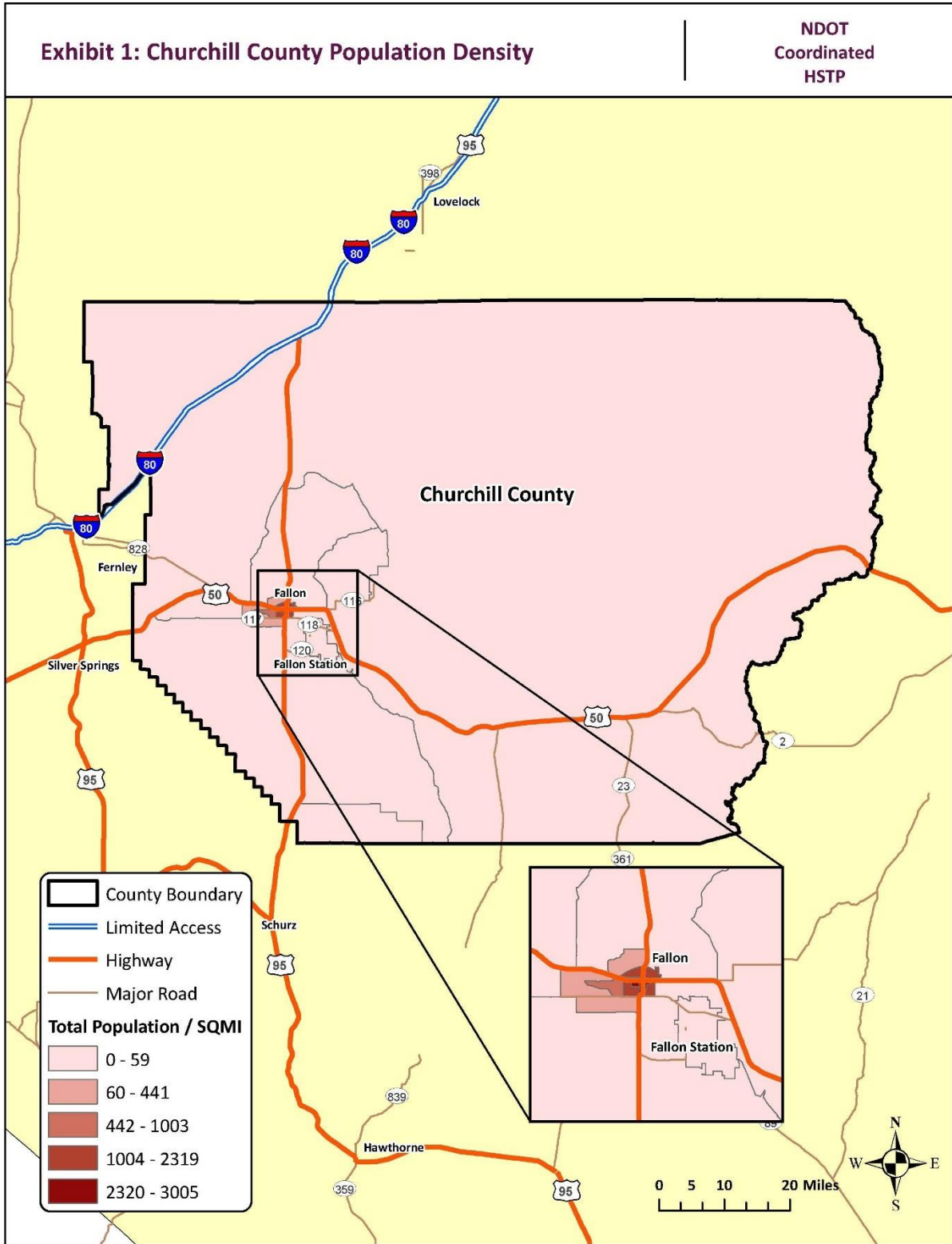


Exhibit 2: Churchill County Percent Population 65 and Over

NDOT
Coordinated
HSTP

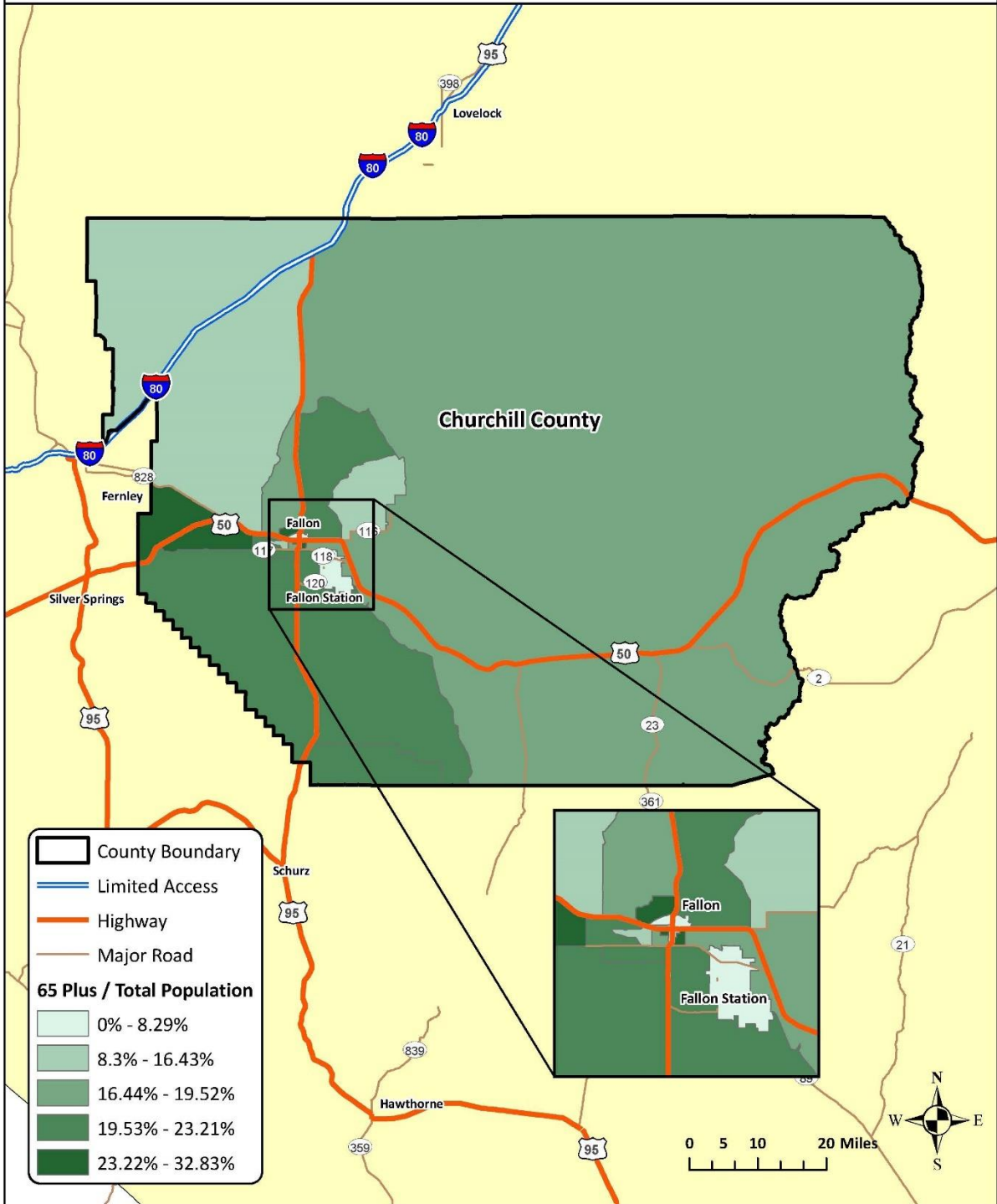


Exhibit 3: Churchill County Percent Minority Population

NDOT
Coordinated
HSTP

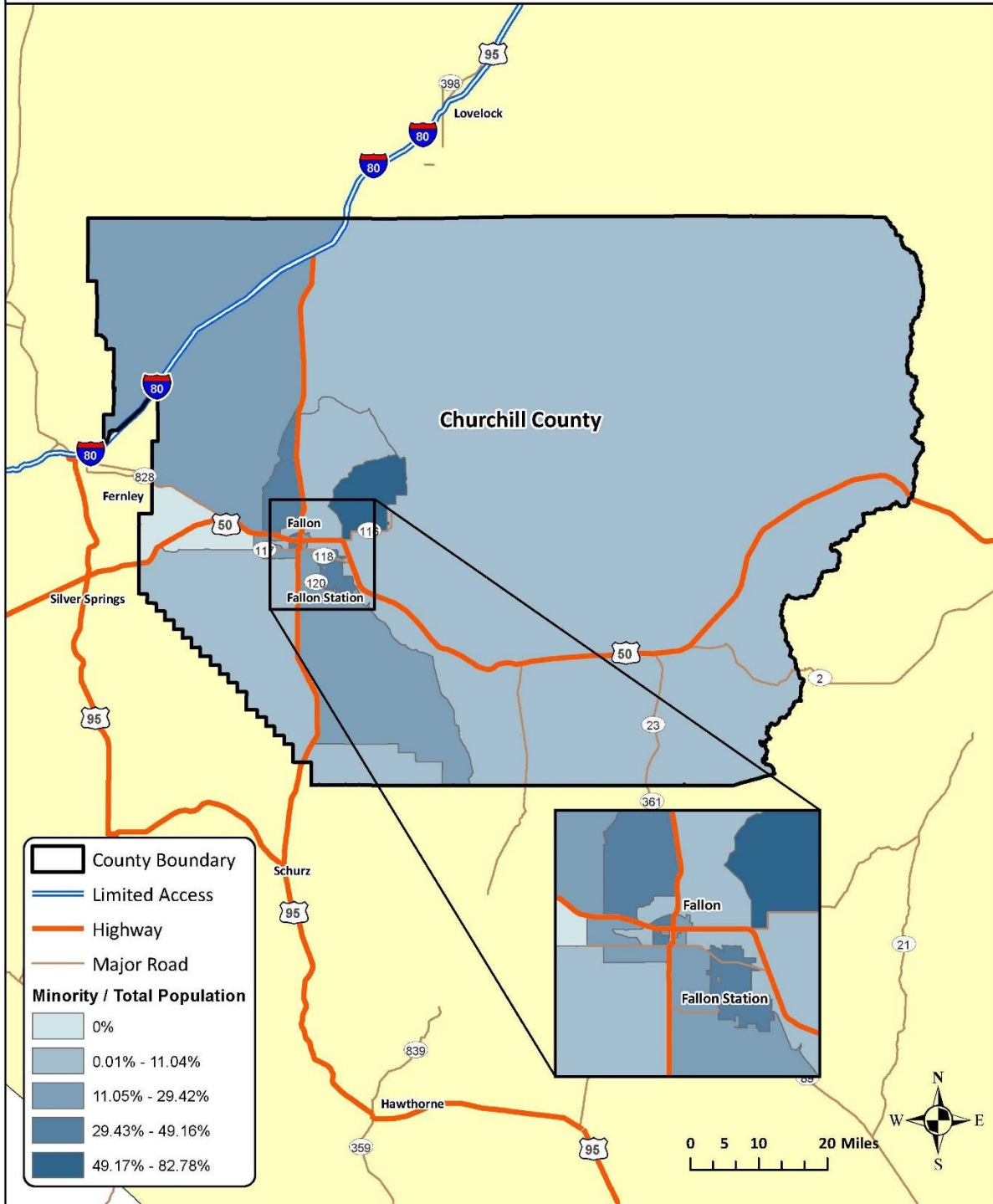


Exhibit 4: Churchill County Percent Veteran Population

NDOT
Coordinated
HSTP

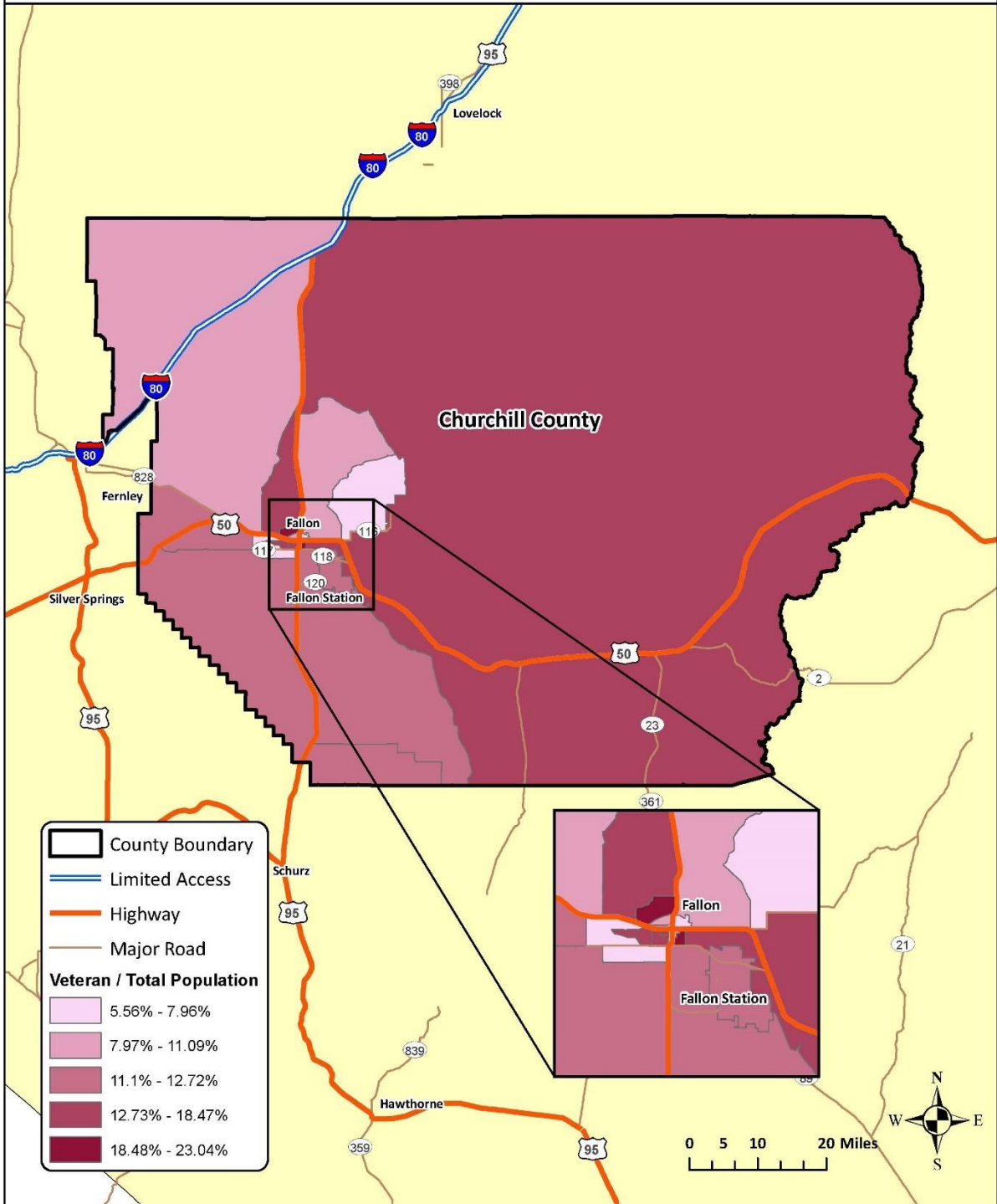


Exhibit 5: Churchill County Percent Below Poverty Level

NDOT
Coordinated
HSTP

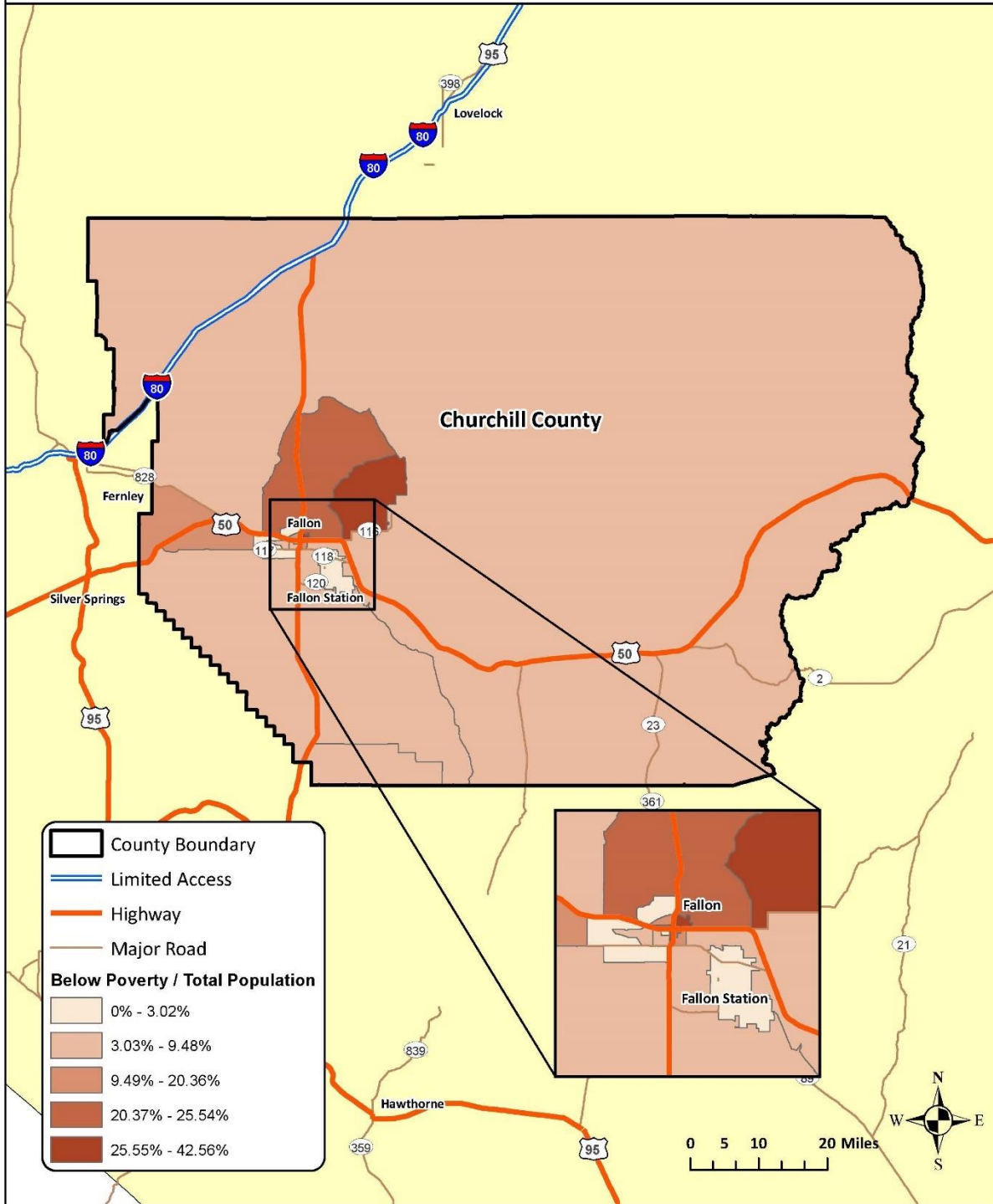


Exhibit 6: Churchill County Percent One Vehicle Households (1VH)

NDOT
Coordinated
HSTP

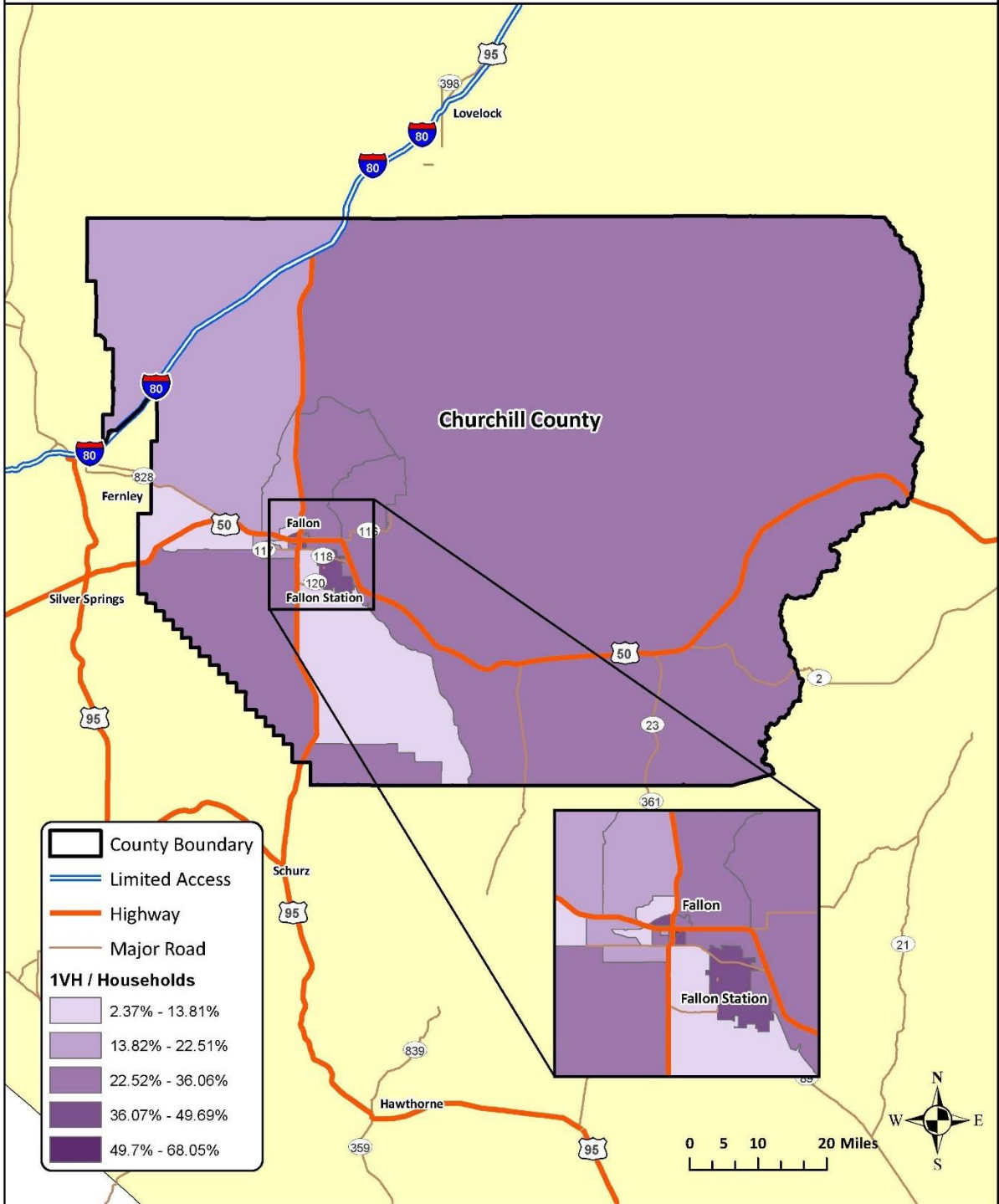


Exhibit 7: Churchill County Percent Zero Vehicle Households (ZVH)

NDOT
Coordinated
HSTP

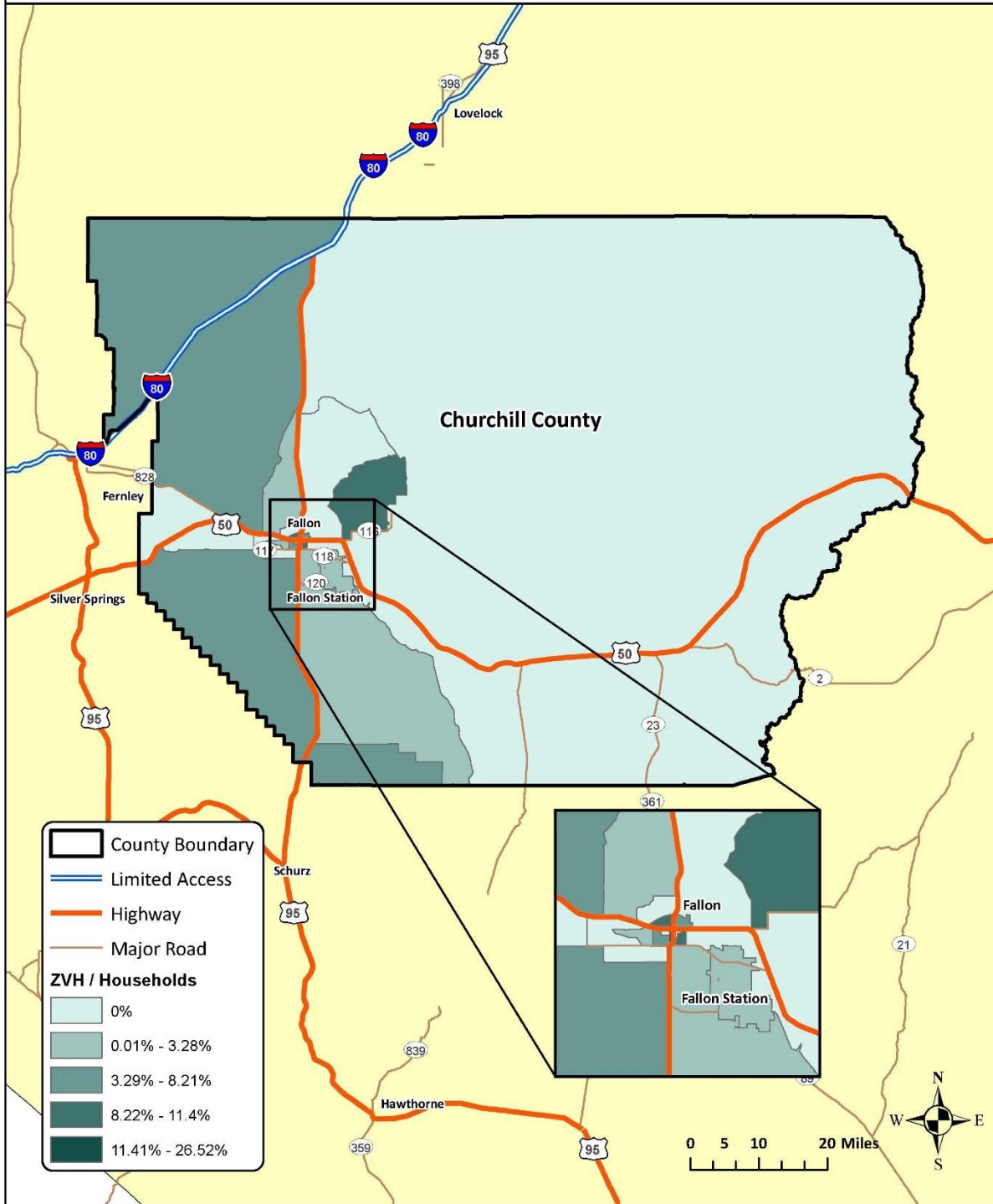


Exhibit 9: Clark County Percent Population 65 and Over

NDOT
Coordinated
HSTP

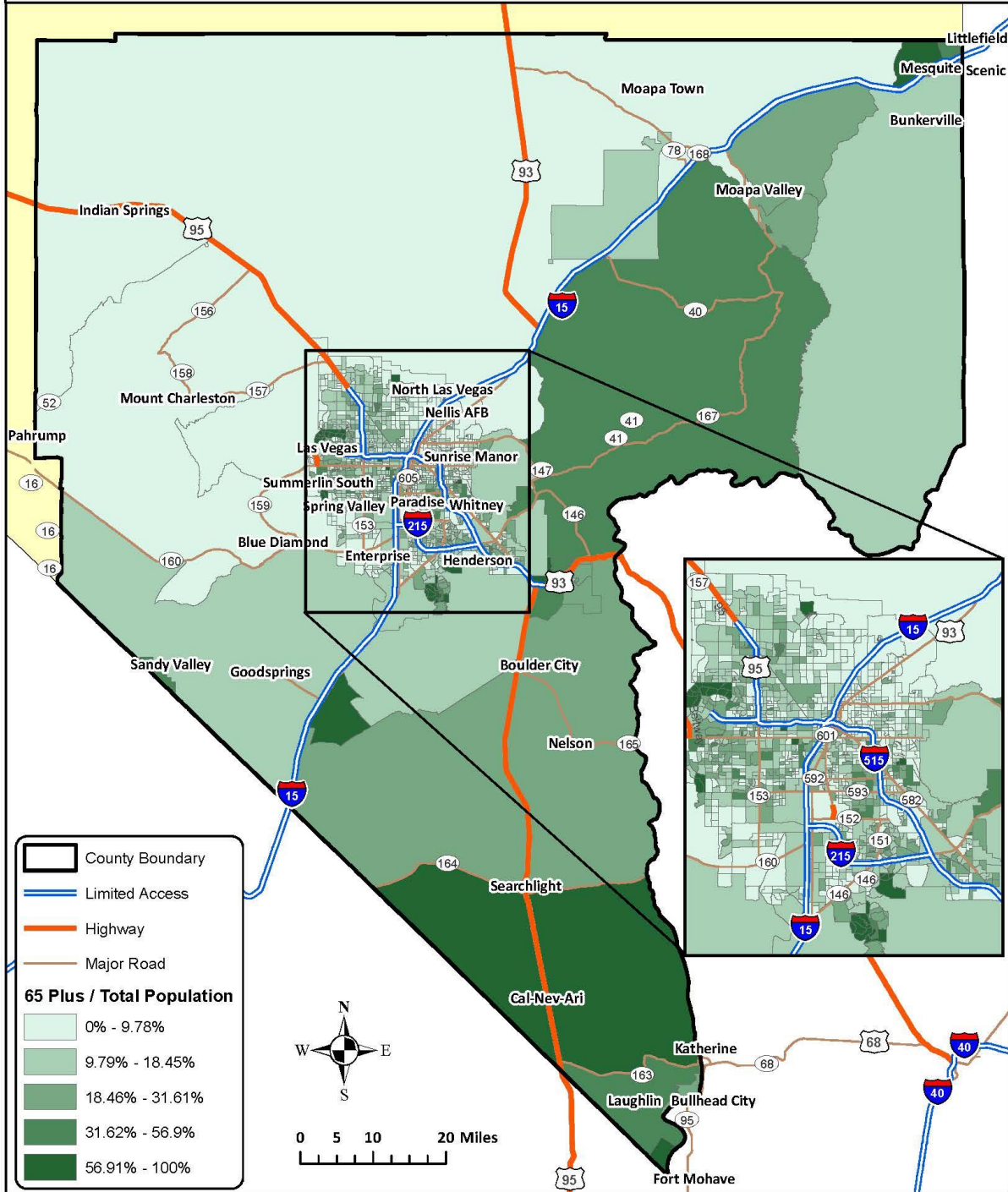


Exhibit 11: Clark County Percent Veteran Population

NDOT
Coordinated
HSTP

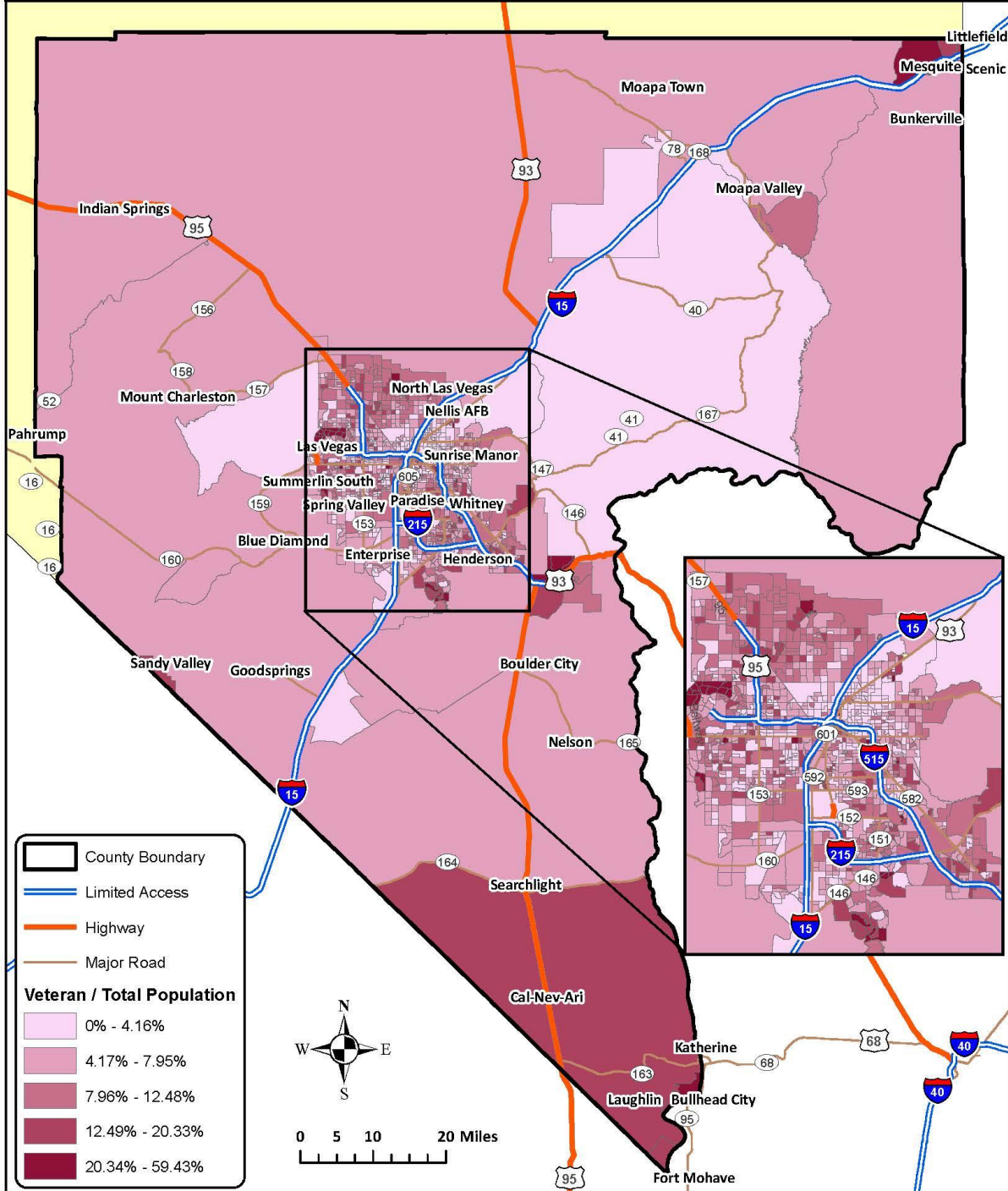


Exhibit 15: Douglas County Population Density

NDOT
Coordinated
HSTP

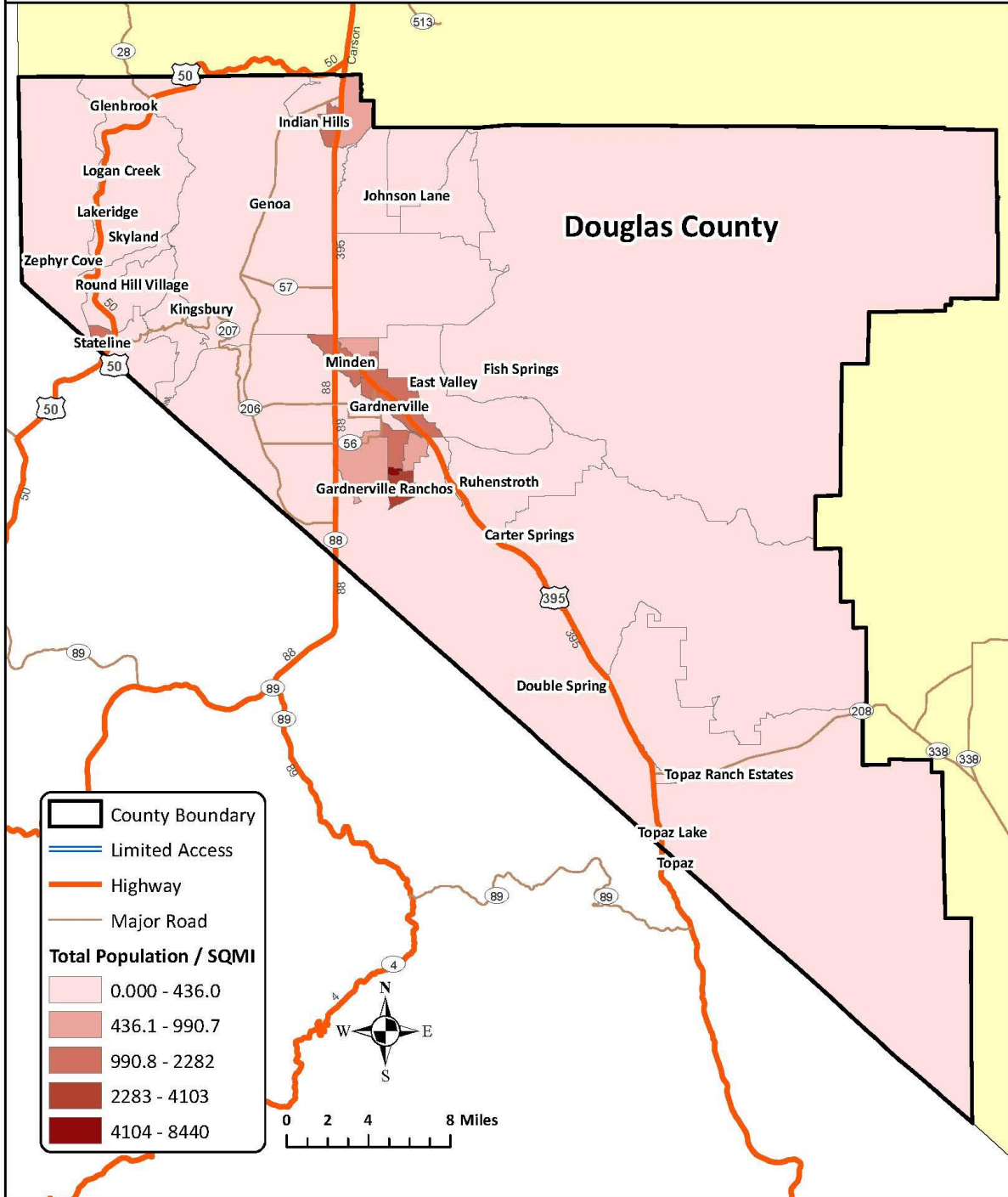


Exhibit 16: Douglas County Percent Population 65 and Over

NDOT
Coordinated
HSTP

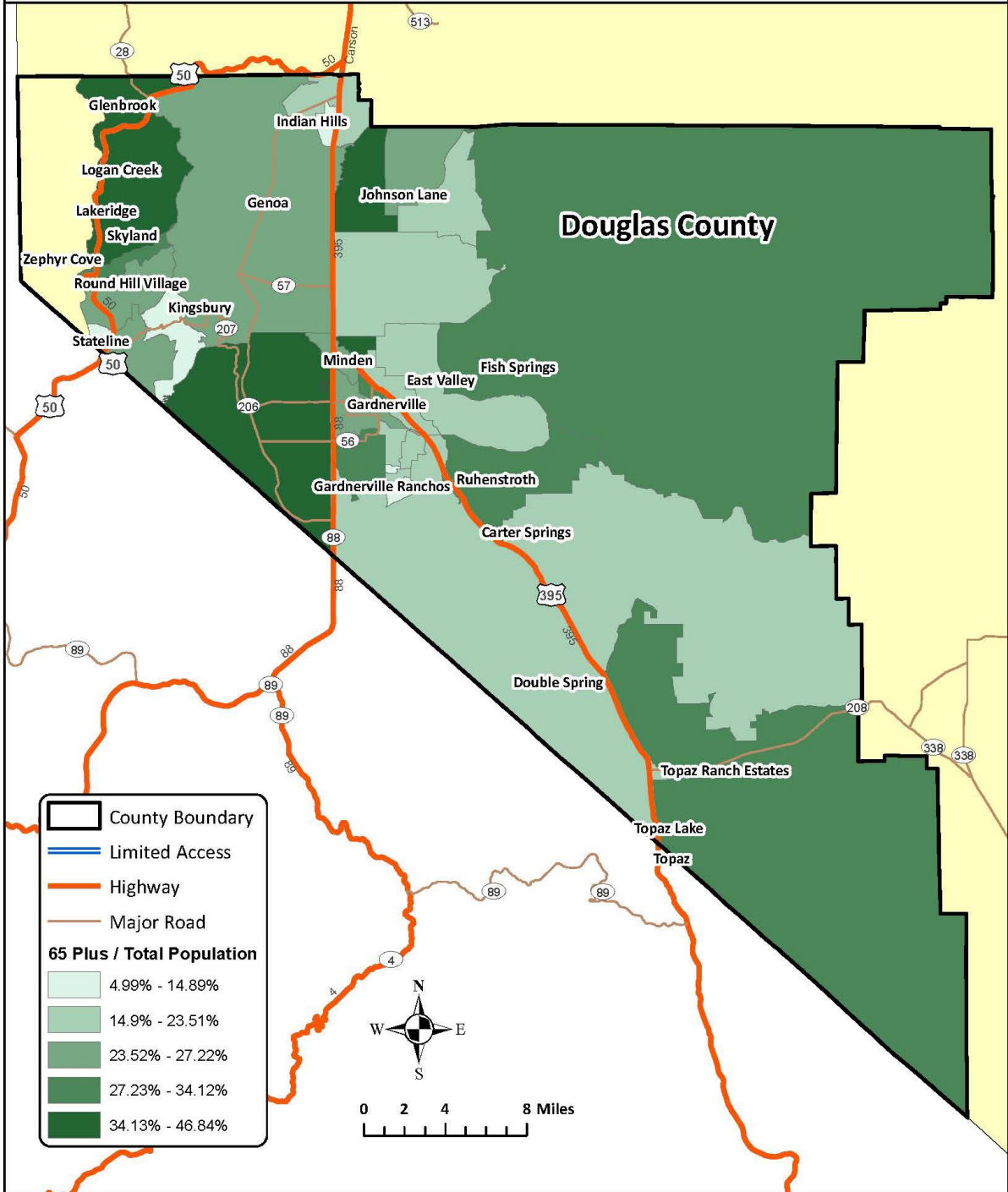


Exhibit 17: Douglas County Percent Minority Population

NDOT
Coordinated
HSTP

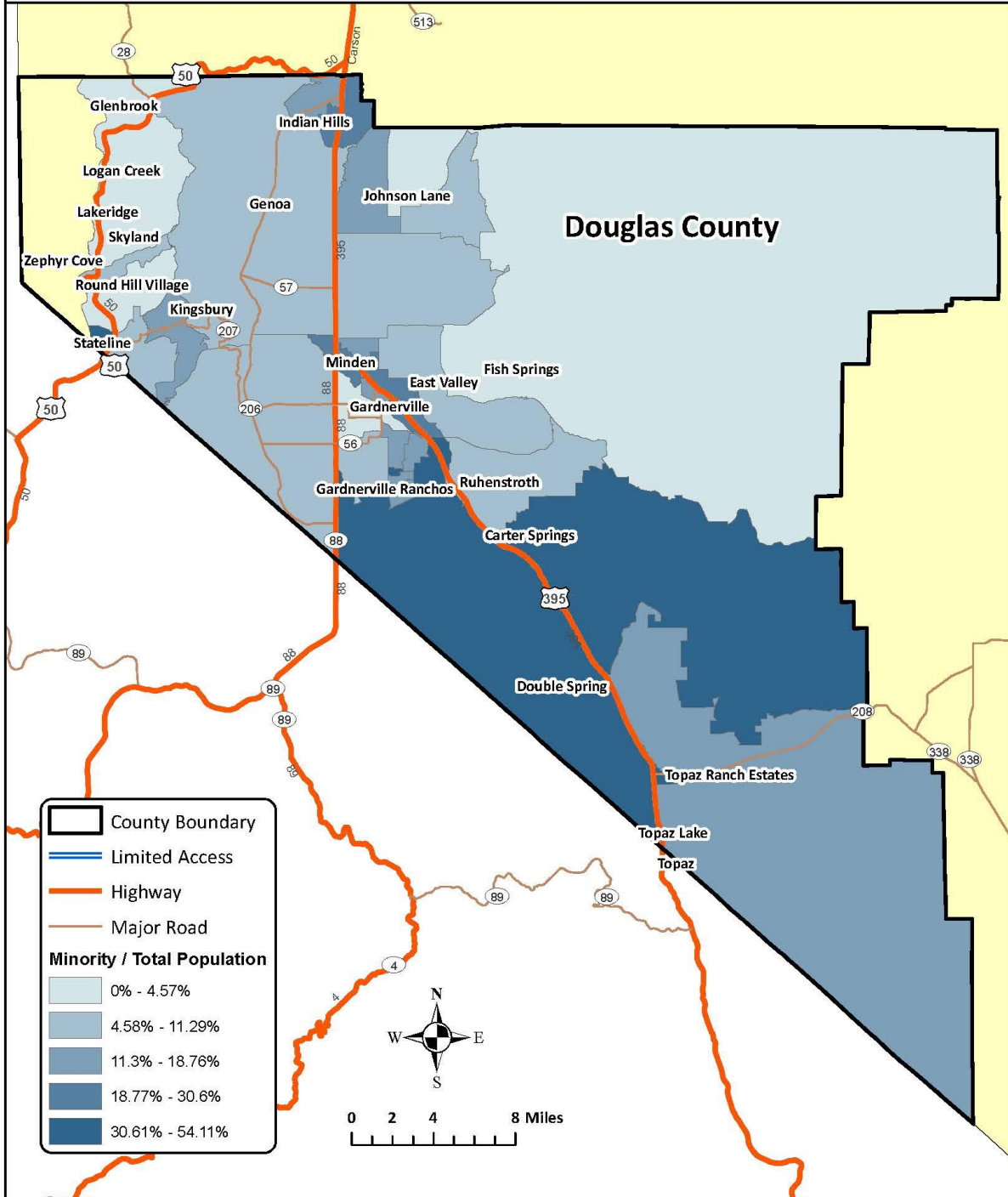


Exhibit 18: Douglas County Percent Veteran Population

NDOT
Coordinated
HSTP

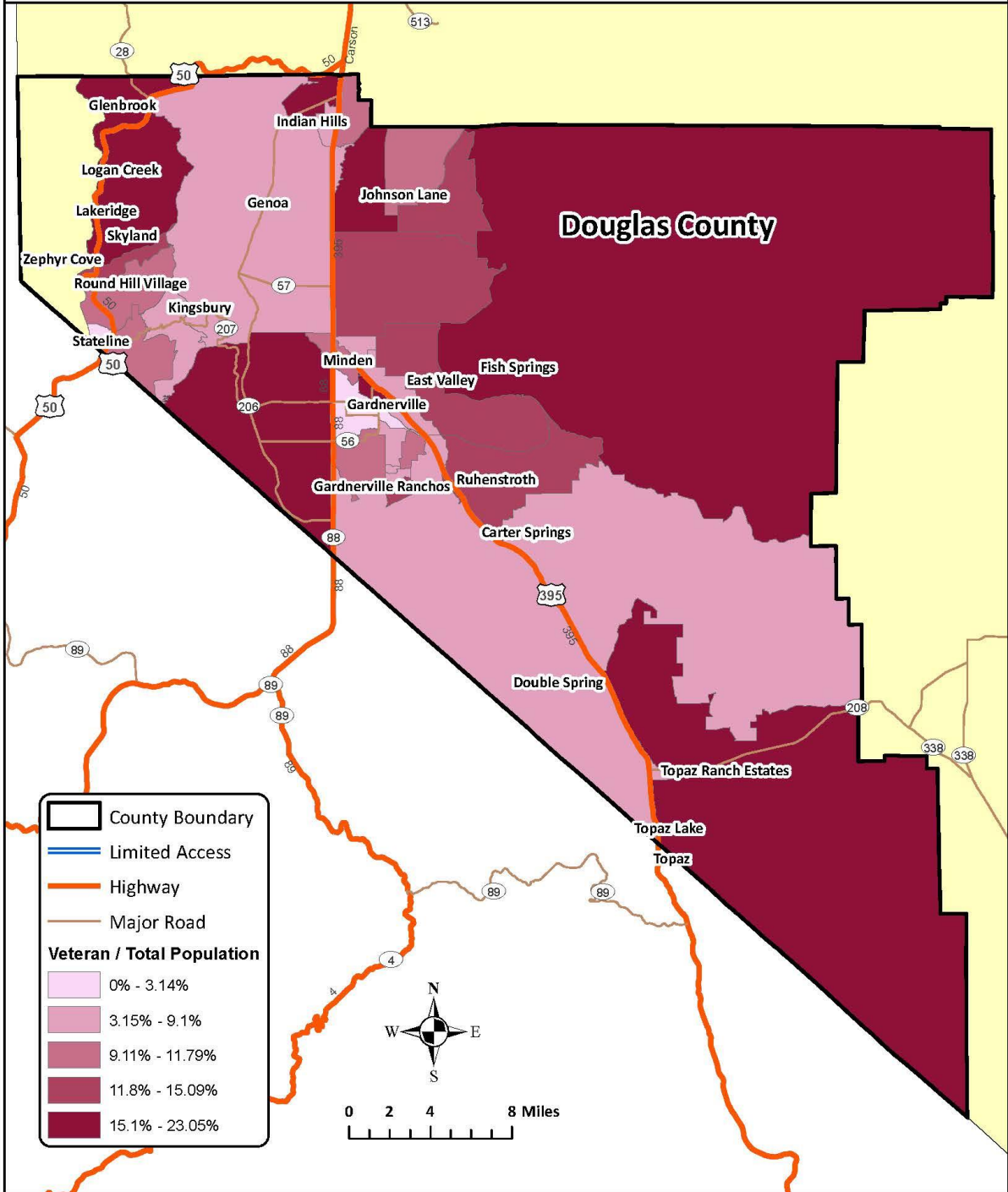


Exhibit 19: Douglas County Percent Below Poverty

NDOT
Coordinated
HSTP

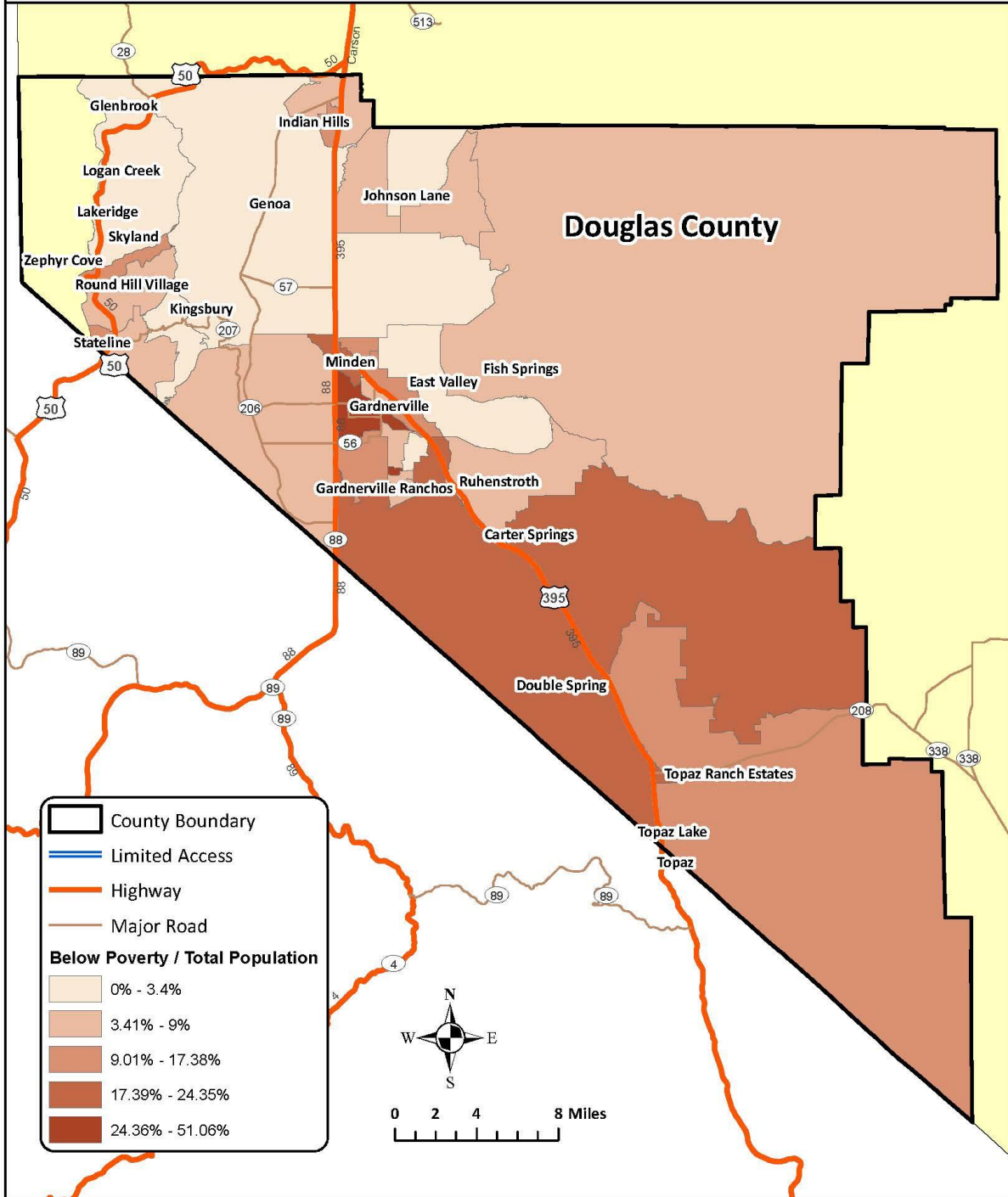


Exhibit 20: Douglas County Percent One Vehicle Households (1VH)

NDOT
Coordinated
HSTP

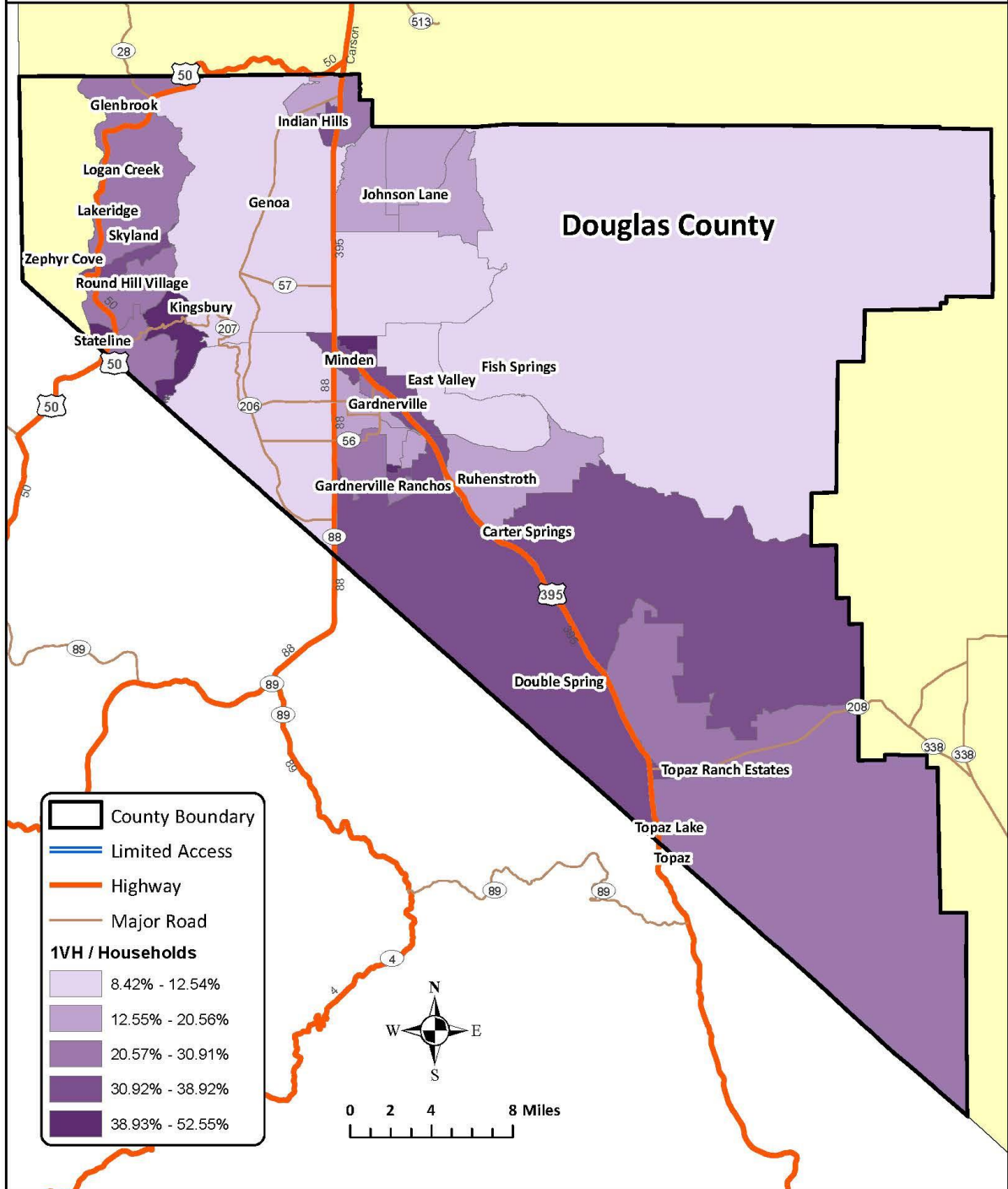
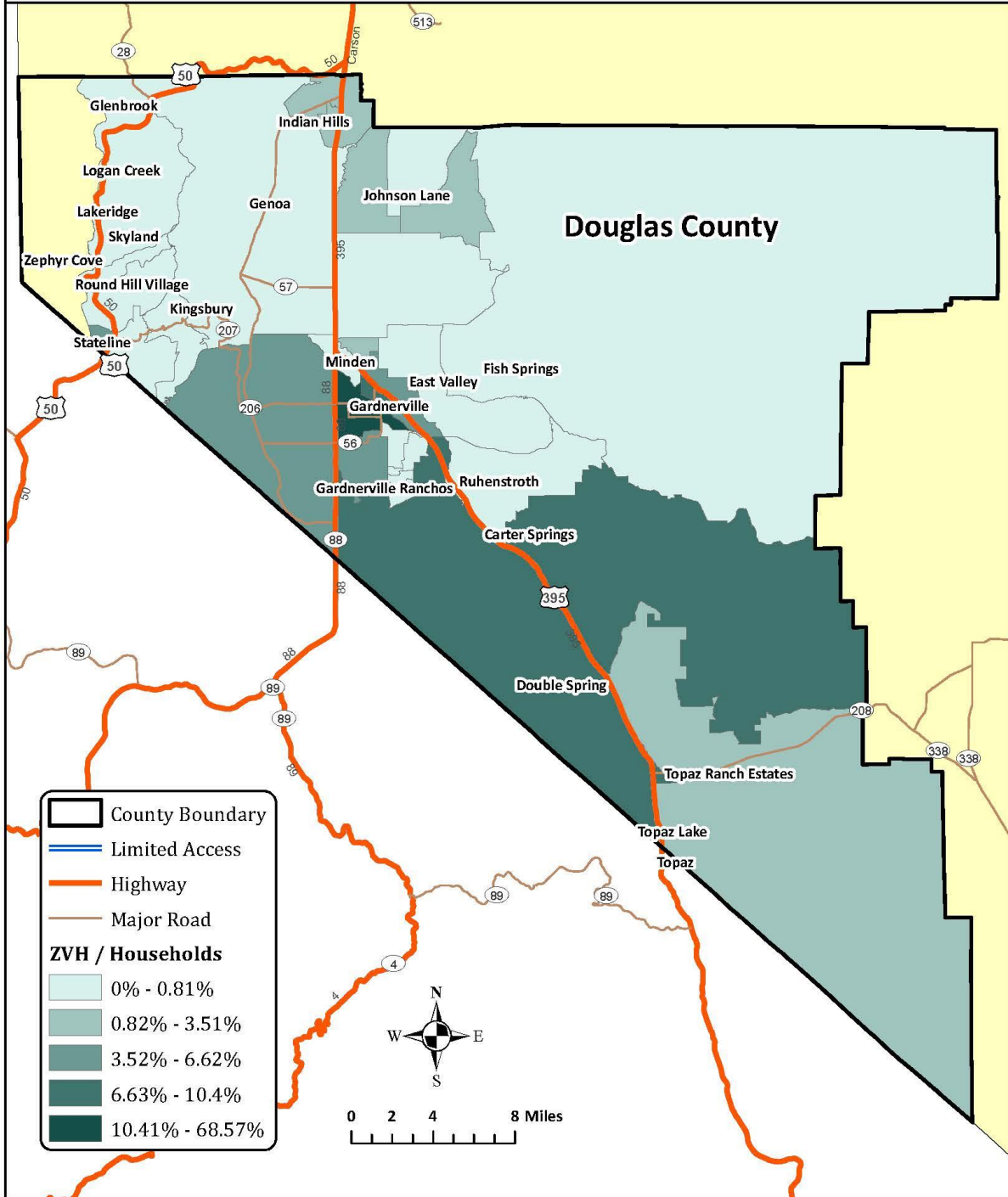


Exhibit 21: Douglas County Percent Zero Vehicle Households (ZVH)

NDOT
Coordinated
HSTP



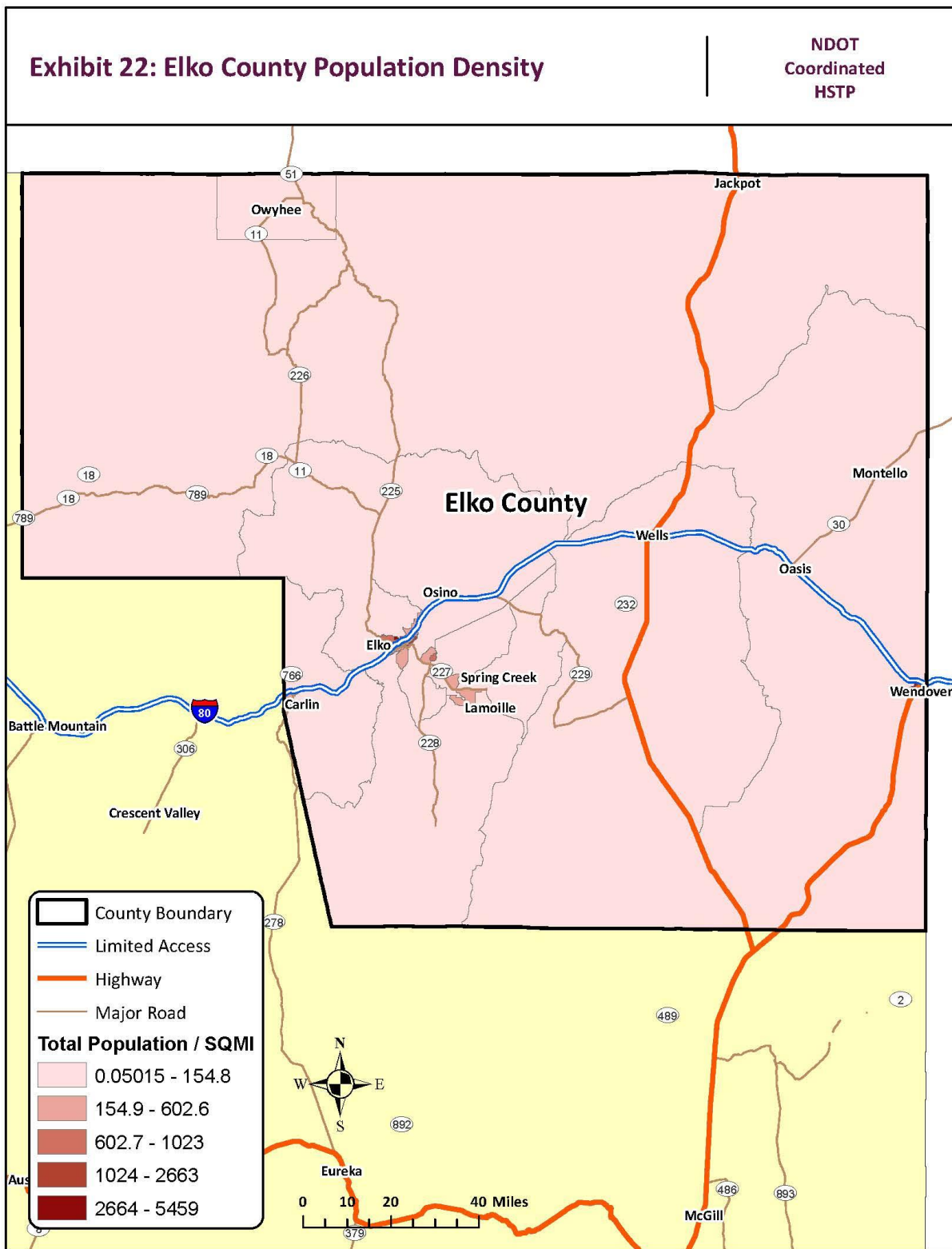


Exhibit 23: Elko County Percent Population 65 and Over

NDOT
Coordinated
HSTP

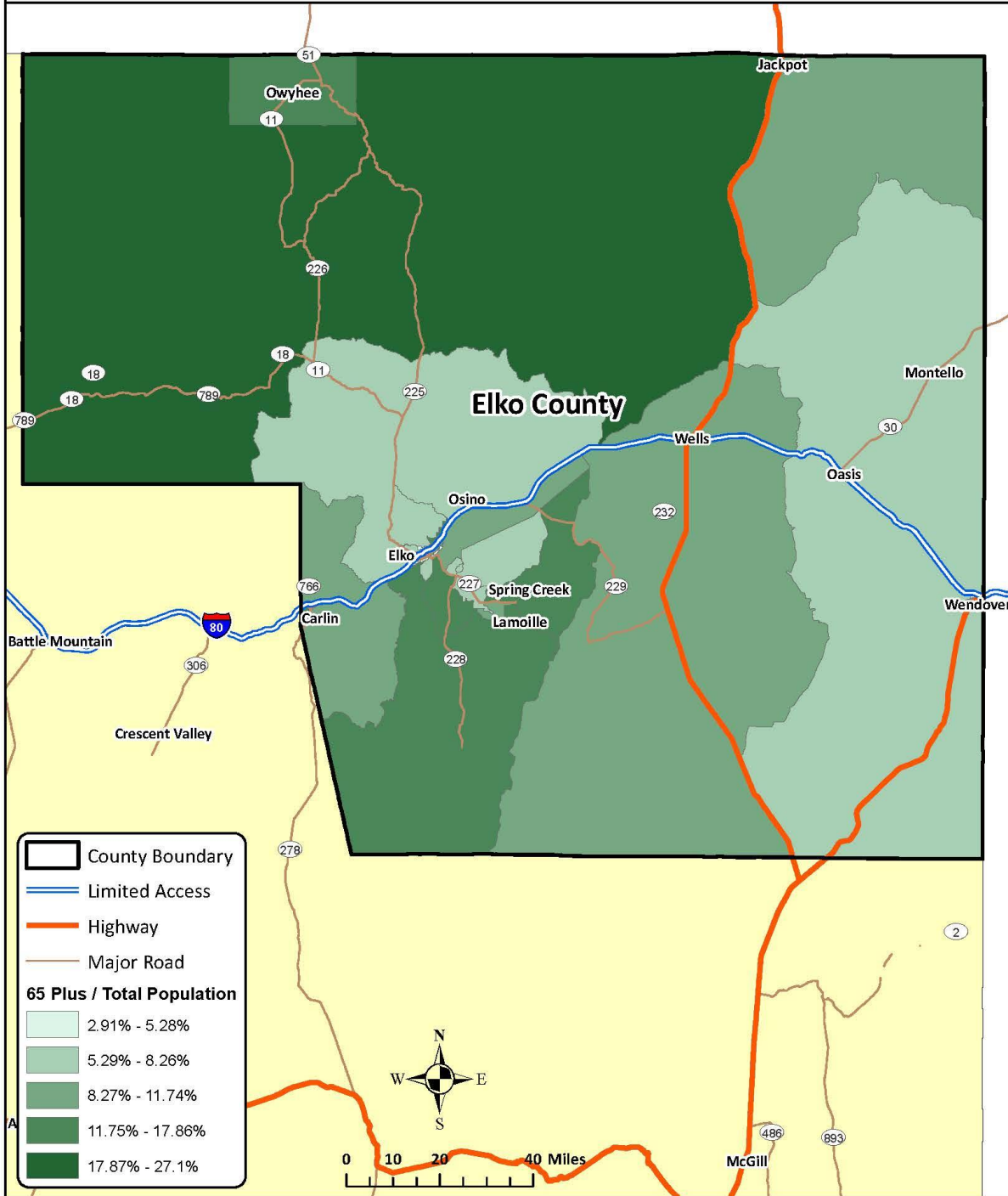


Exhibit 24: Elko County Percent Minority Population

NDOT
Coordinated
HSTP

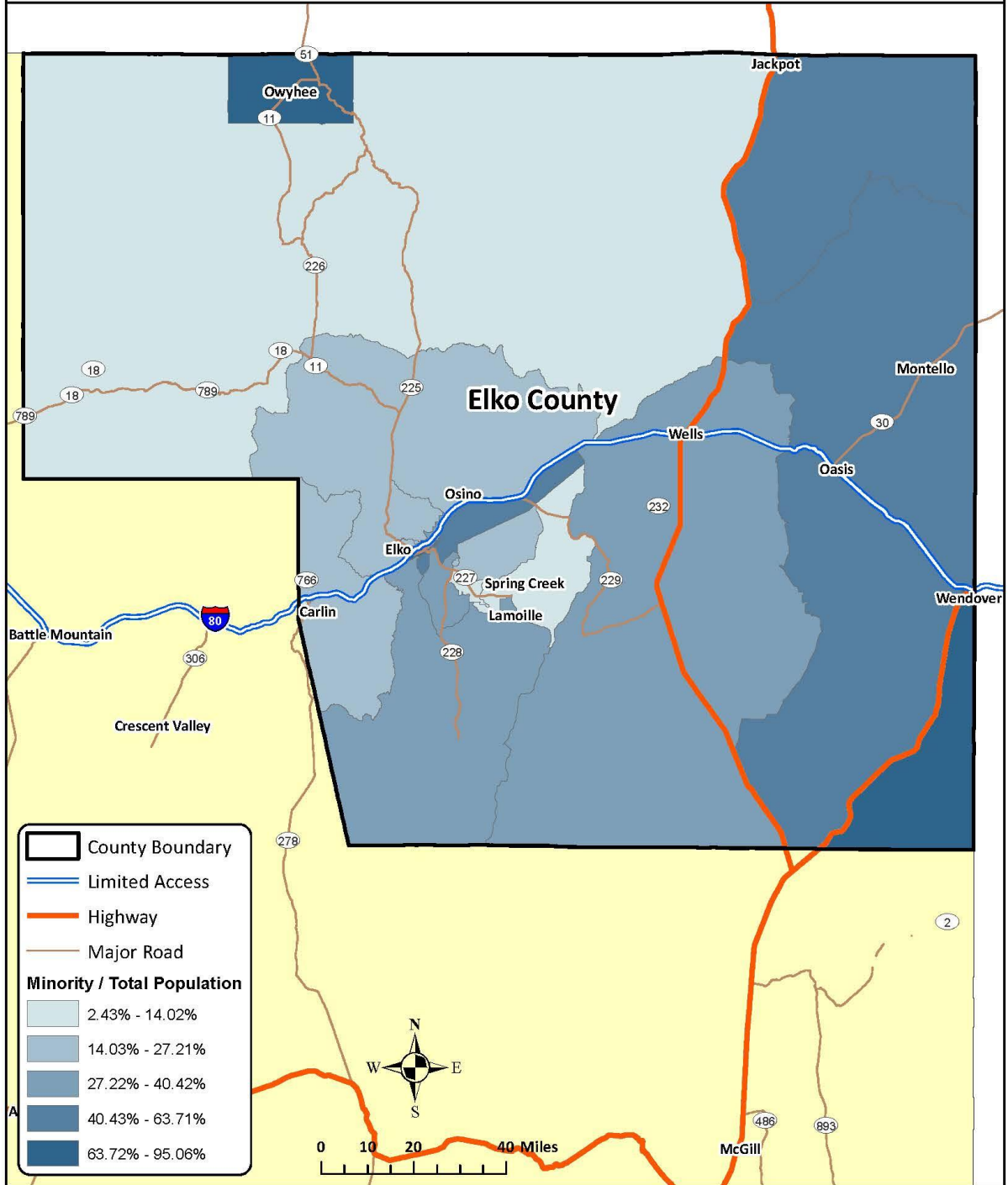


Exhibit 25: Elko County Percent Veteran Population

NDOT
Coordinated
HSTP

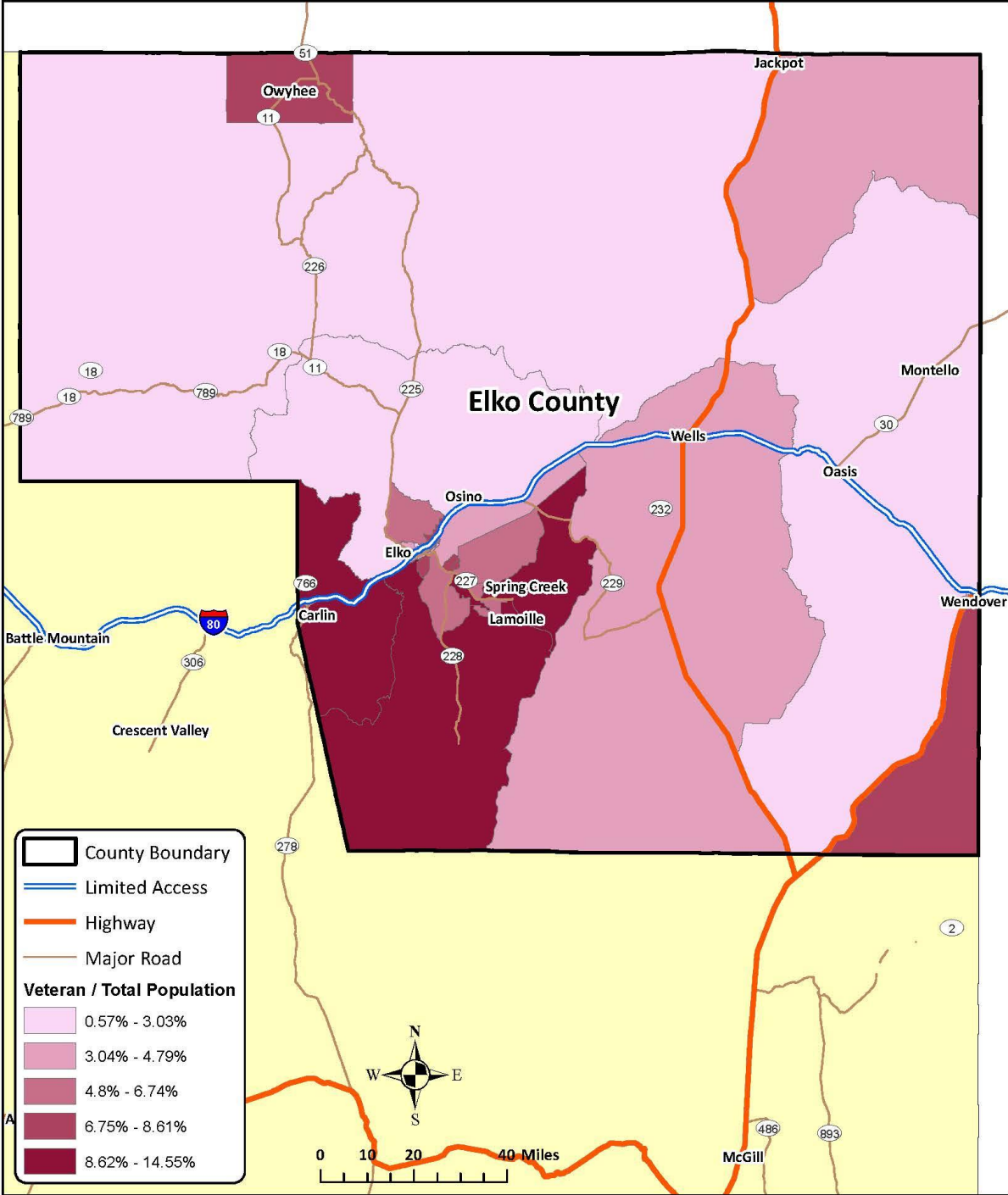


Exhibit 26: Elko County Percent Below Poverty

NDOT
Coordinated
HSTP

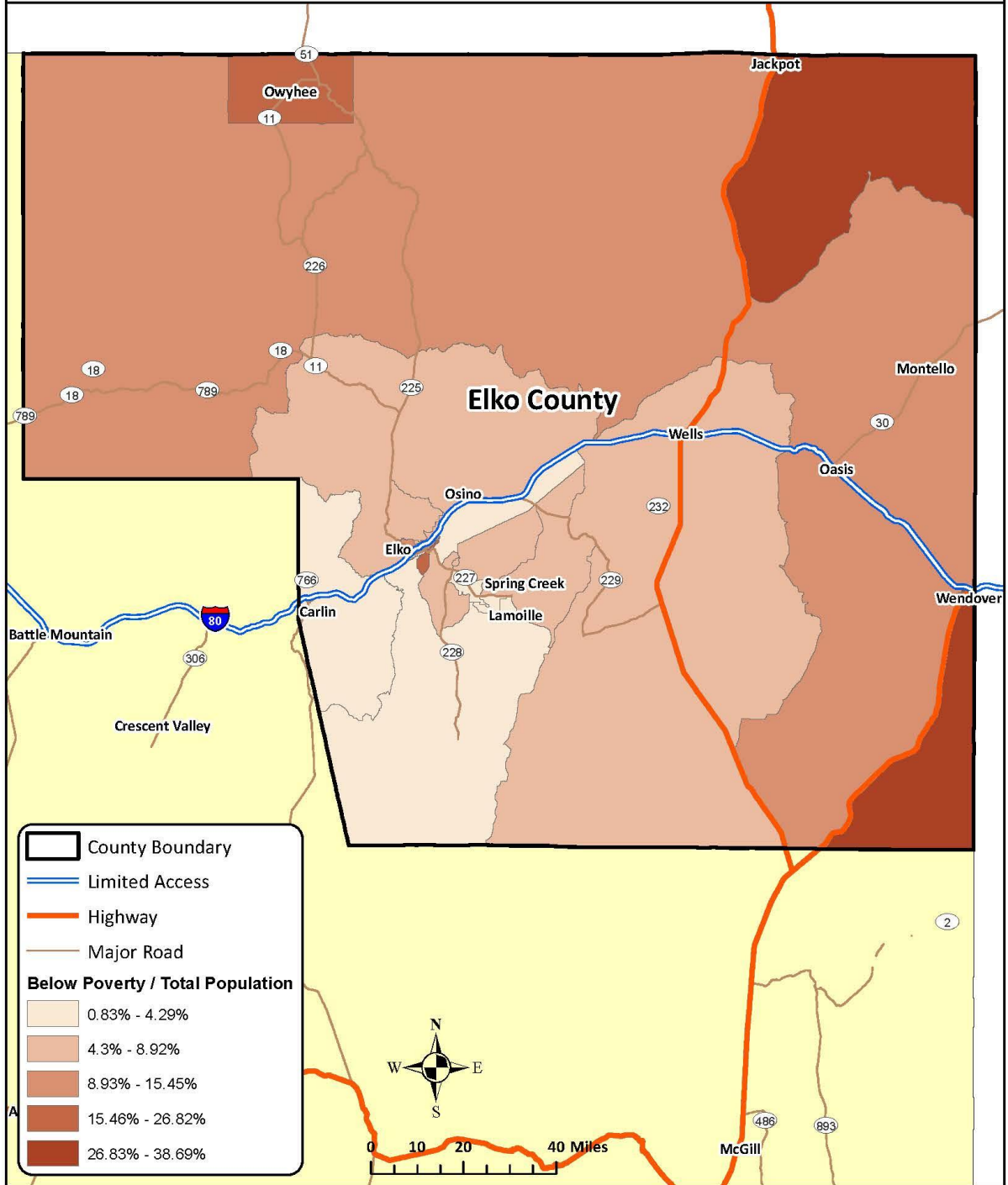


Exhibit 27: Elko County Percent One Vehicle Households (1VH)

NDOT
Coordinated
HSTP

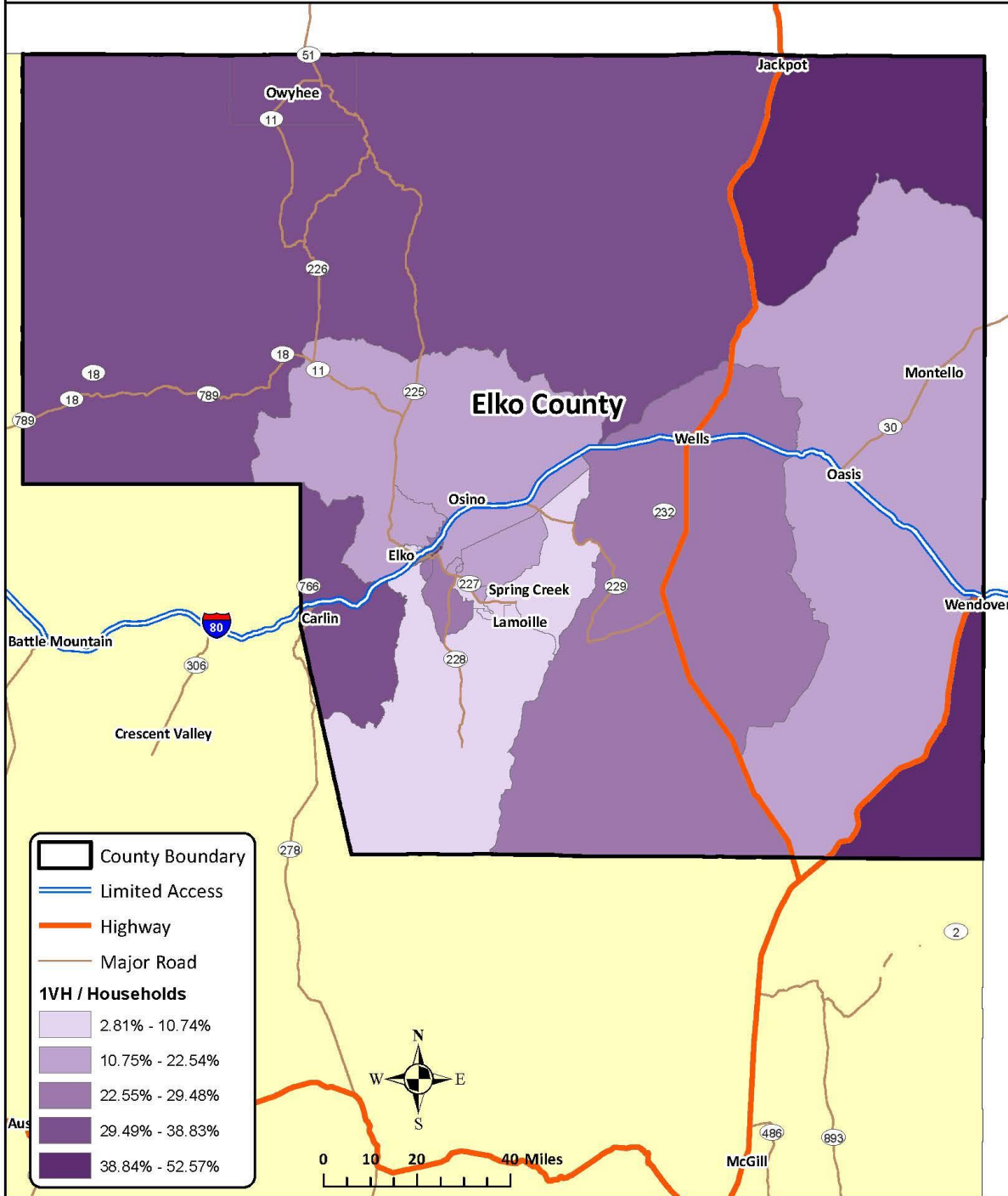


Exhibit 28: Elko County Percent Zero Vehicle Households (ZVH)

NDOT
Coordinated
HSTP

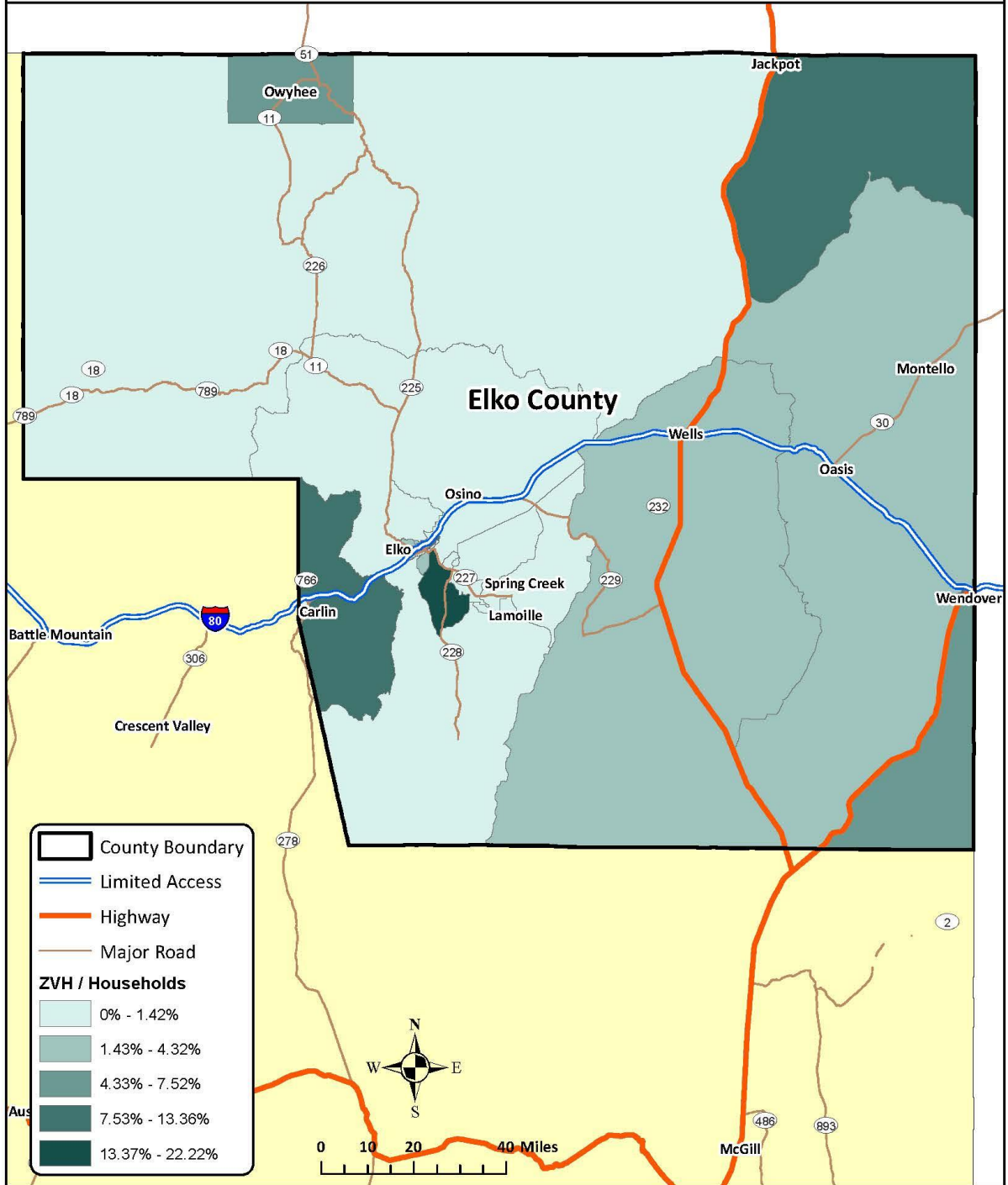


Exhibit 29: Esmeralda County Population Density

NDOT
Coordinated
HSTP

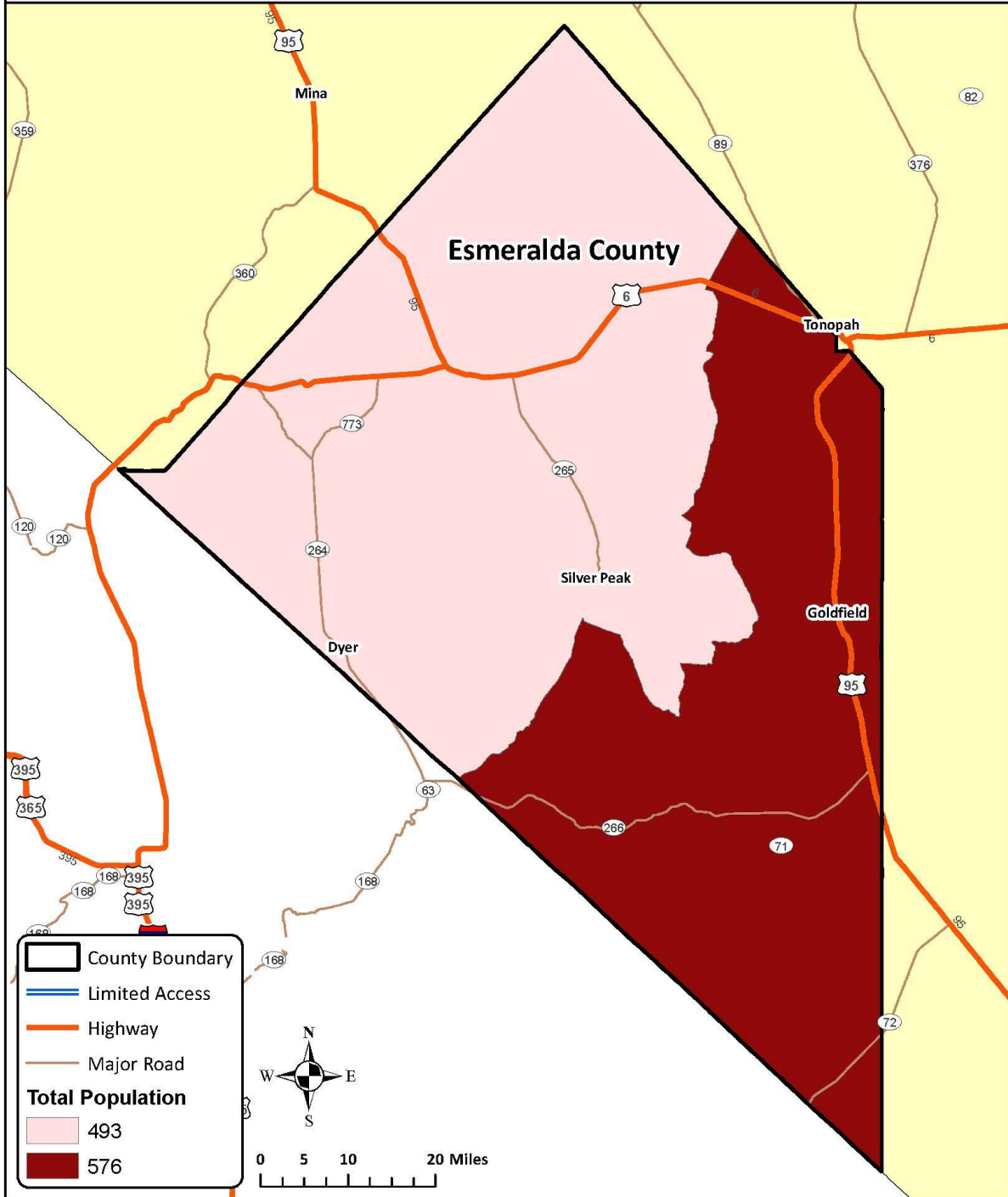


Exhibit 30: Esmeralda County Population 65 and Over

NDOT
Coordinated
HSTP

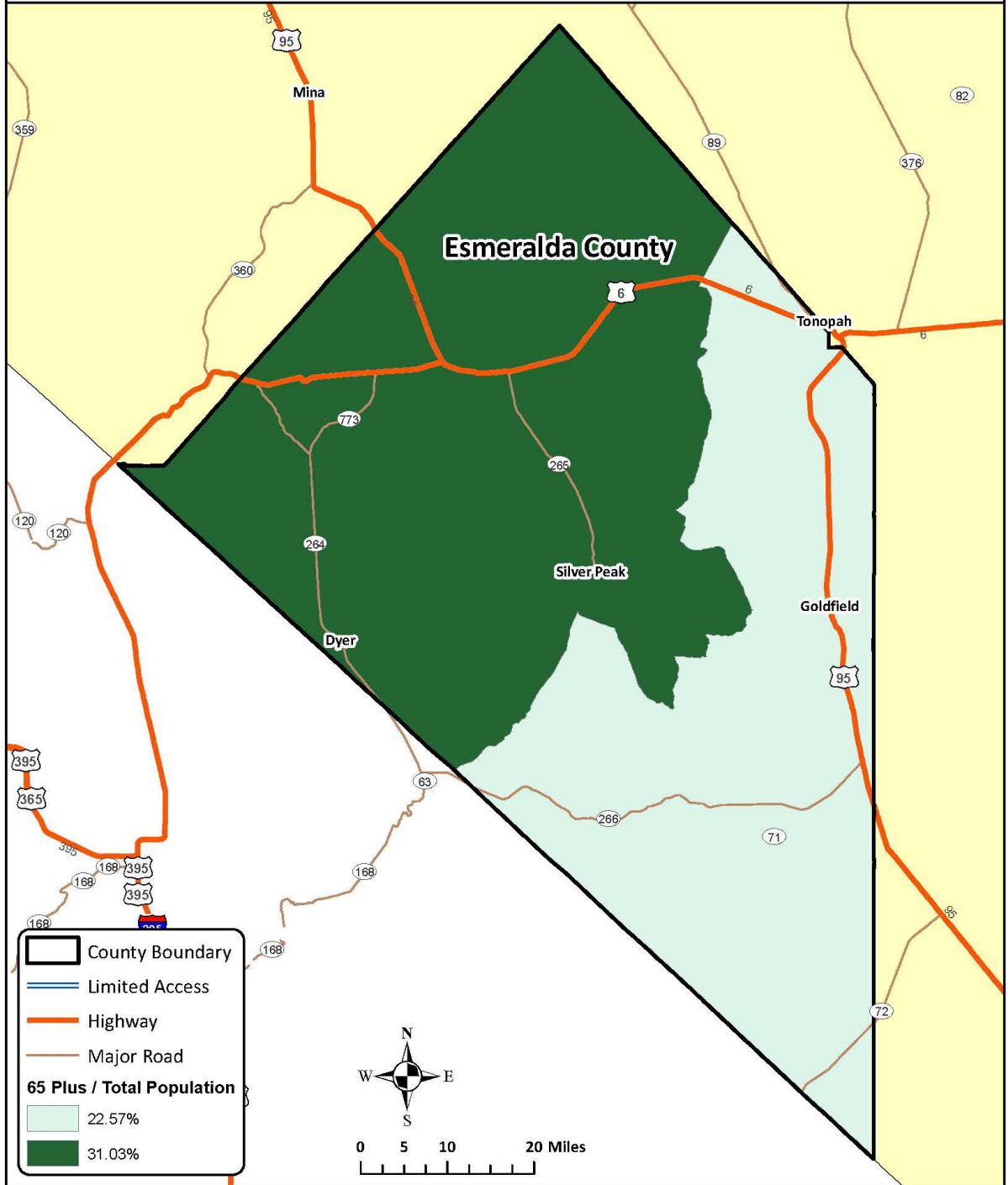


Exhibit 31: Esmeralda County Percent Minority Population

NDOT
Coordinated
HSTP

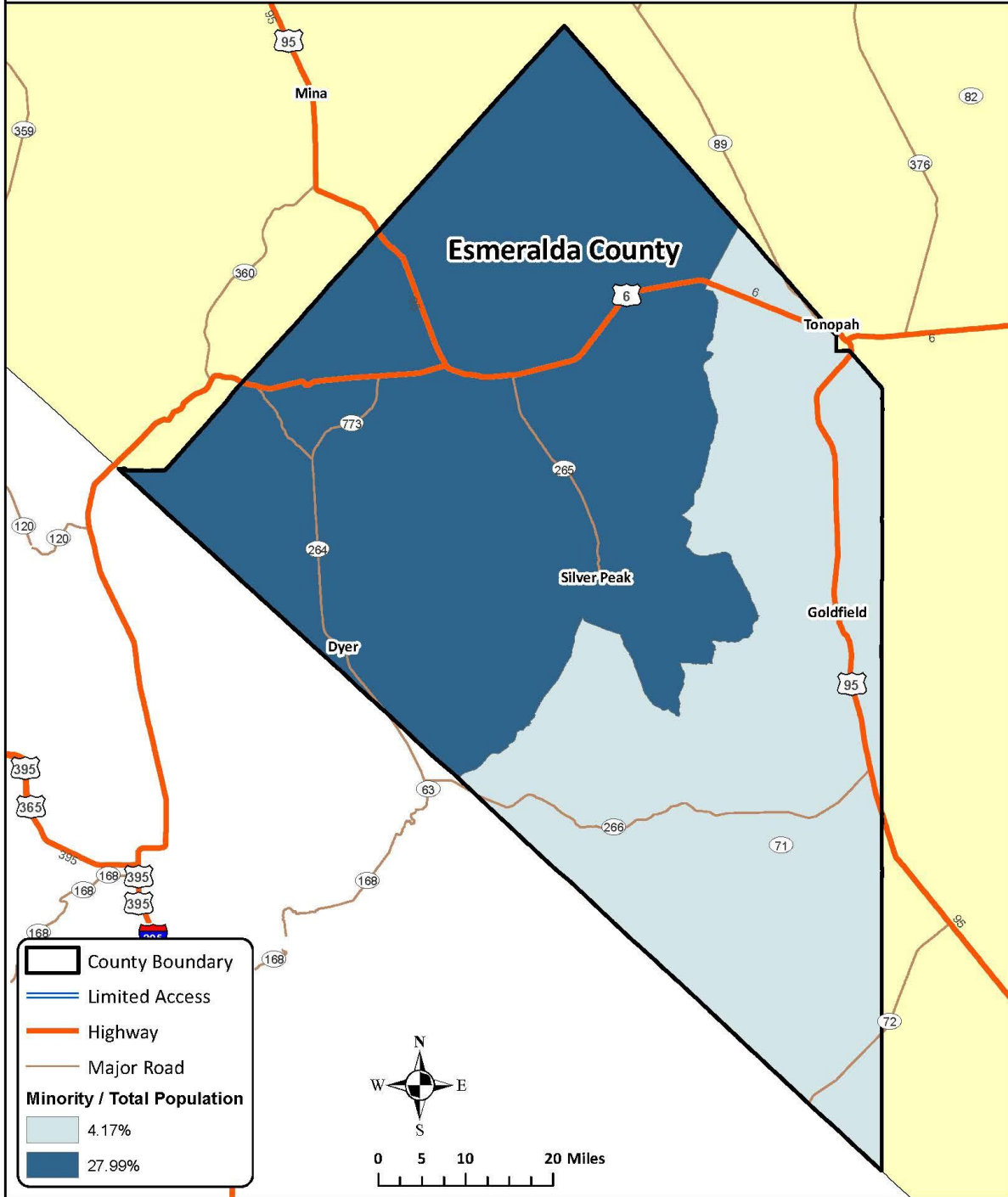


Exhibit 32: Esmeralda County Percent Veteran Population

NDOT
Coordinated
HSTP

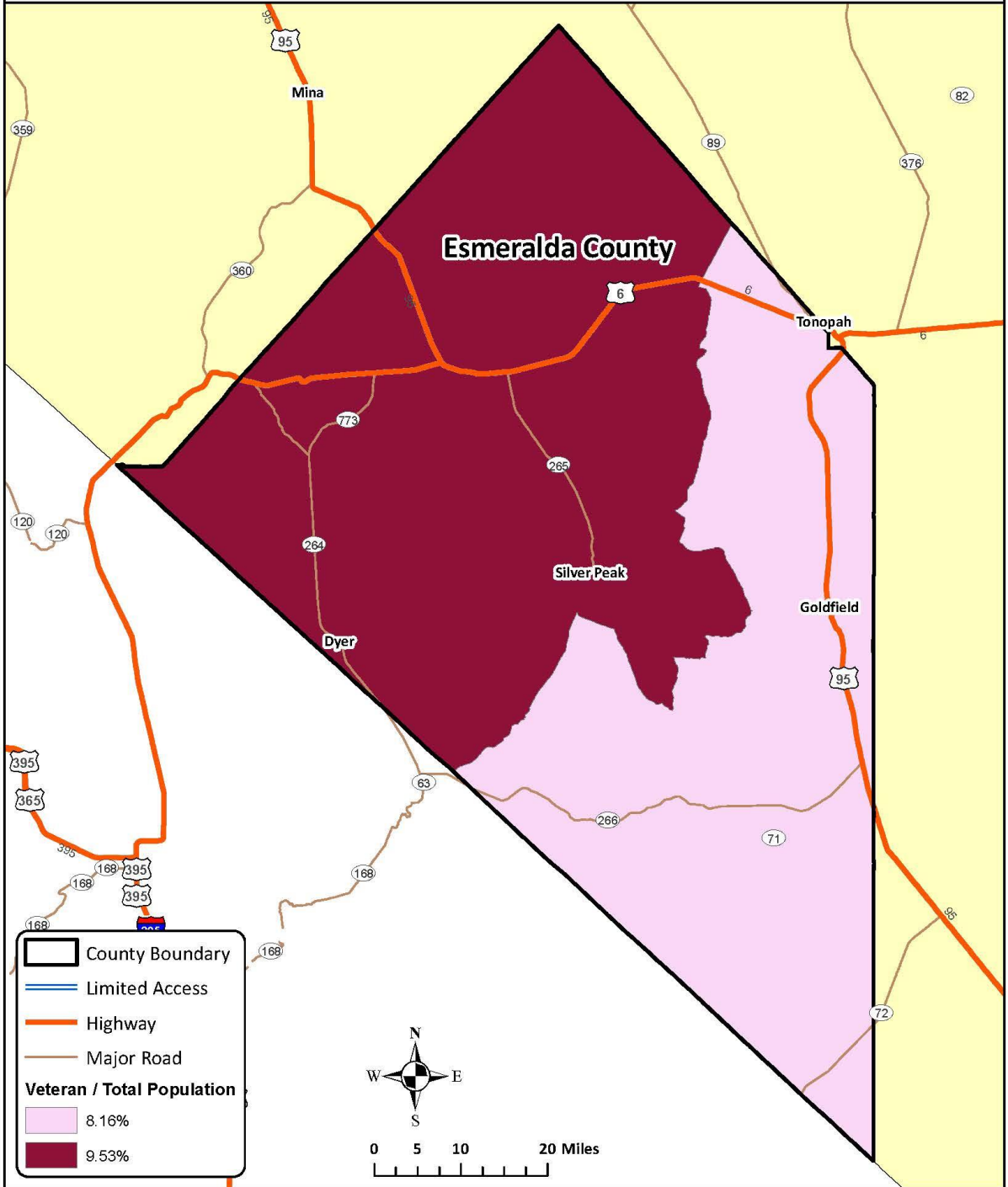


Exhibit 33: Esmeralda County Percent Below Poverty Level

NDOT
Coordinated
HSTP

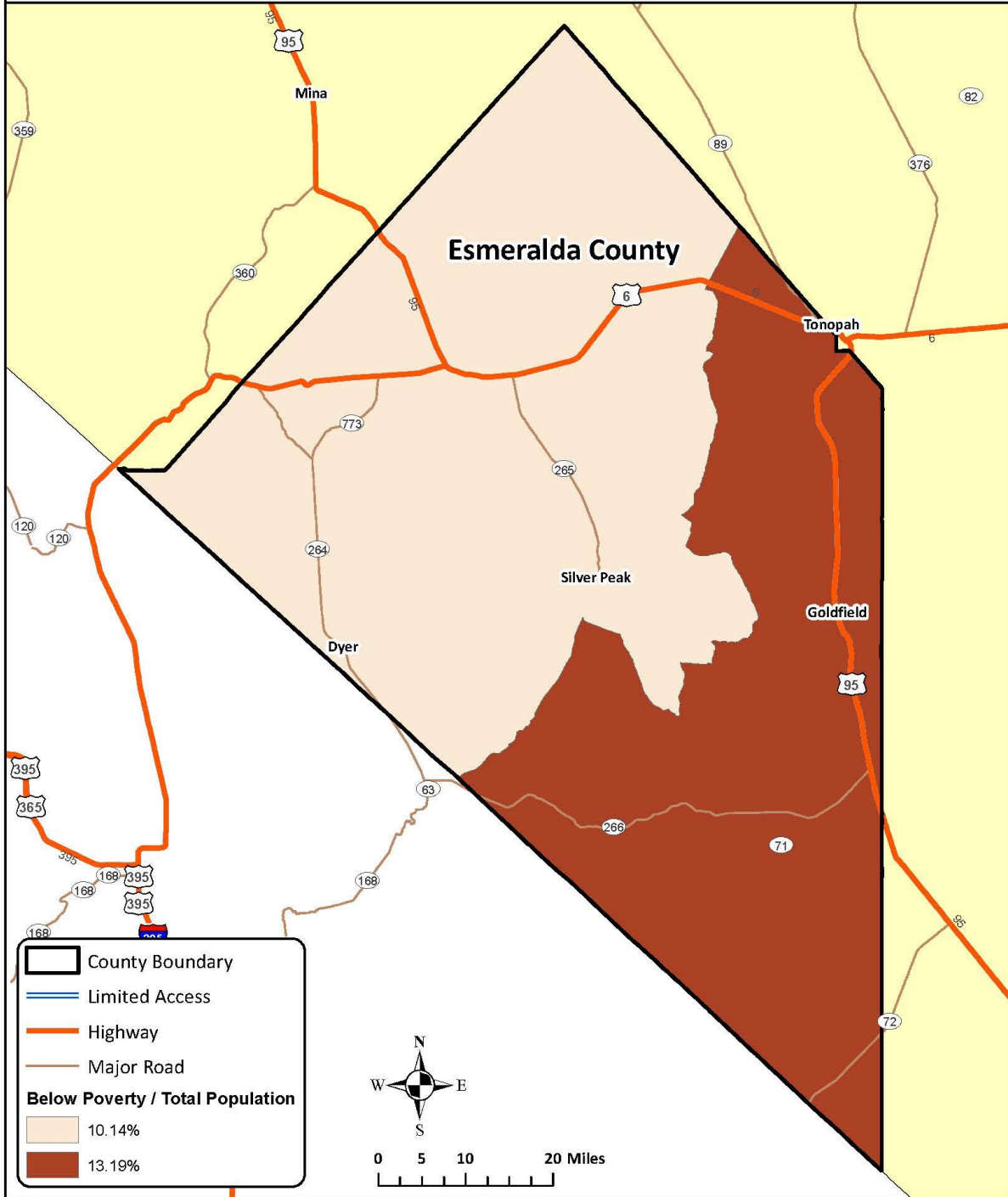
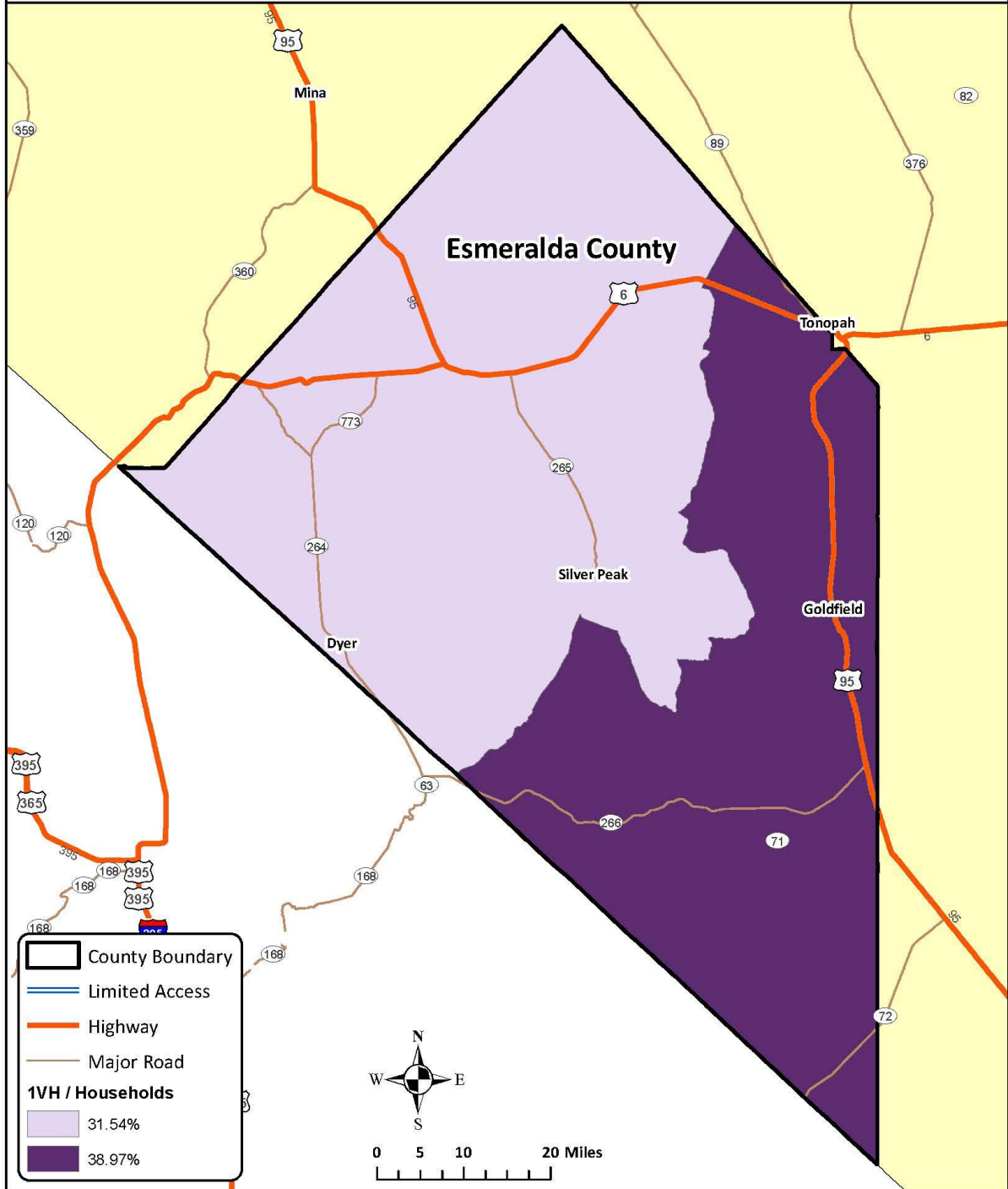


Exhibit 34: Esmeralda County Percent One Vehicle Households (1VH)

NDOT
Coordinated
HSTP



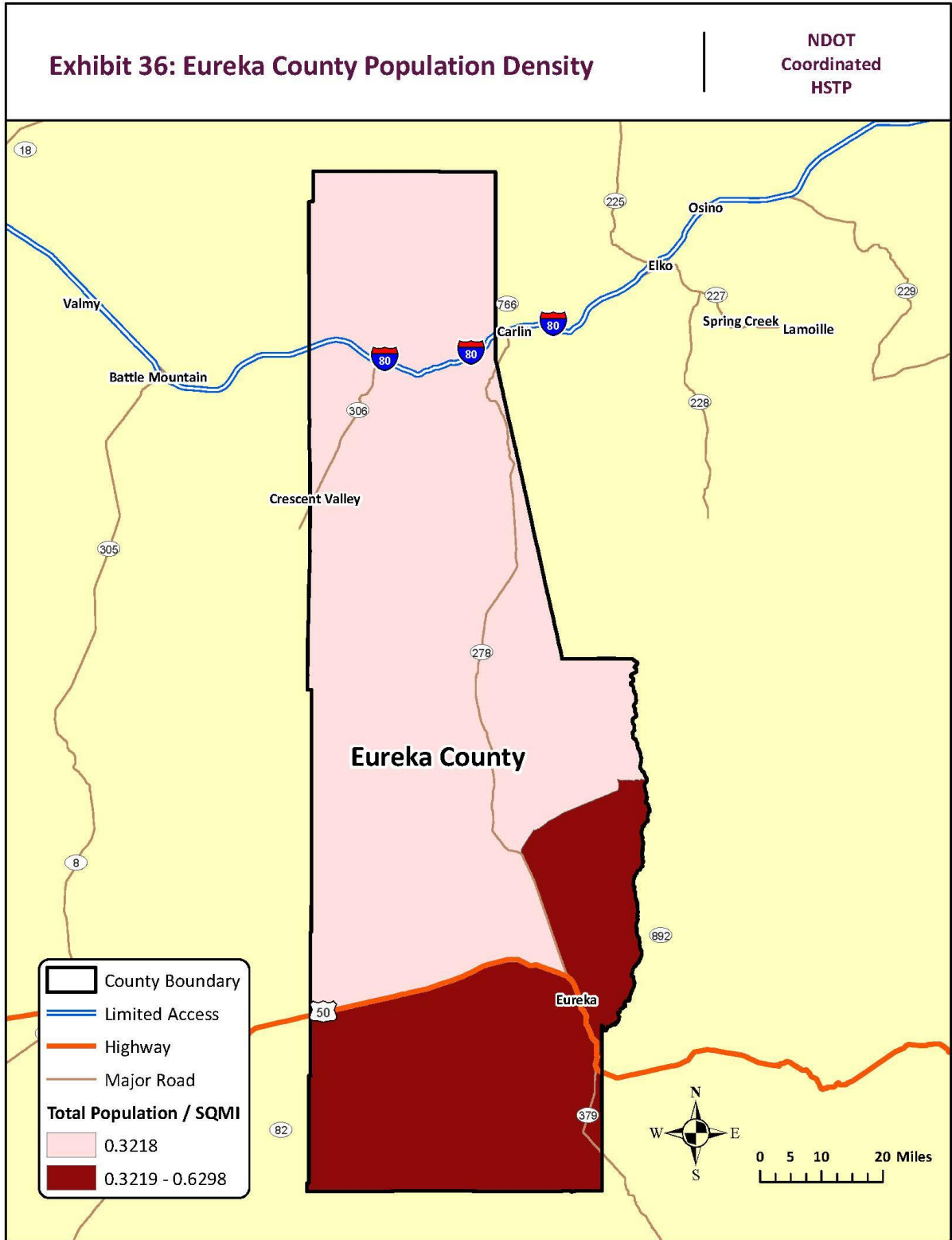


Exhibit 37: Eureka County Percent Population 65 and Over

NDOT
Coordinated
HSTP

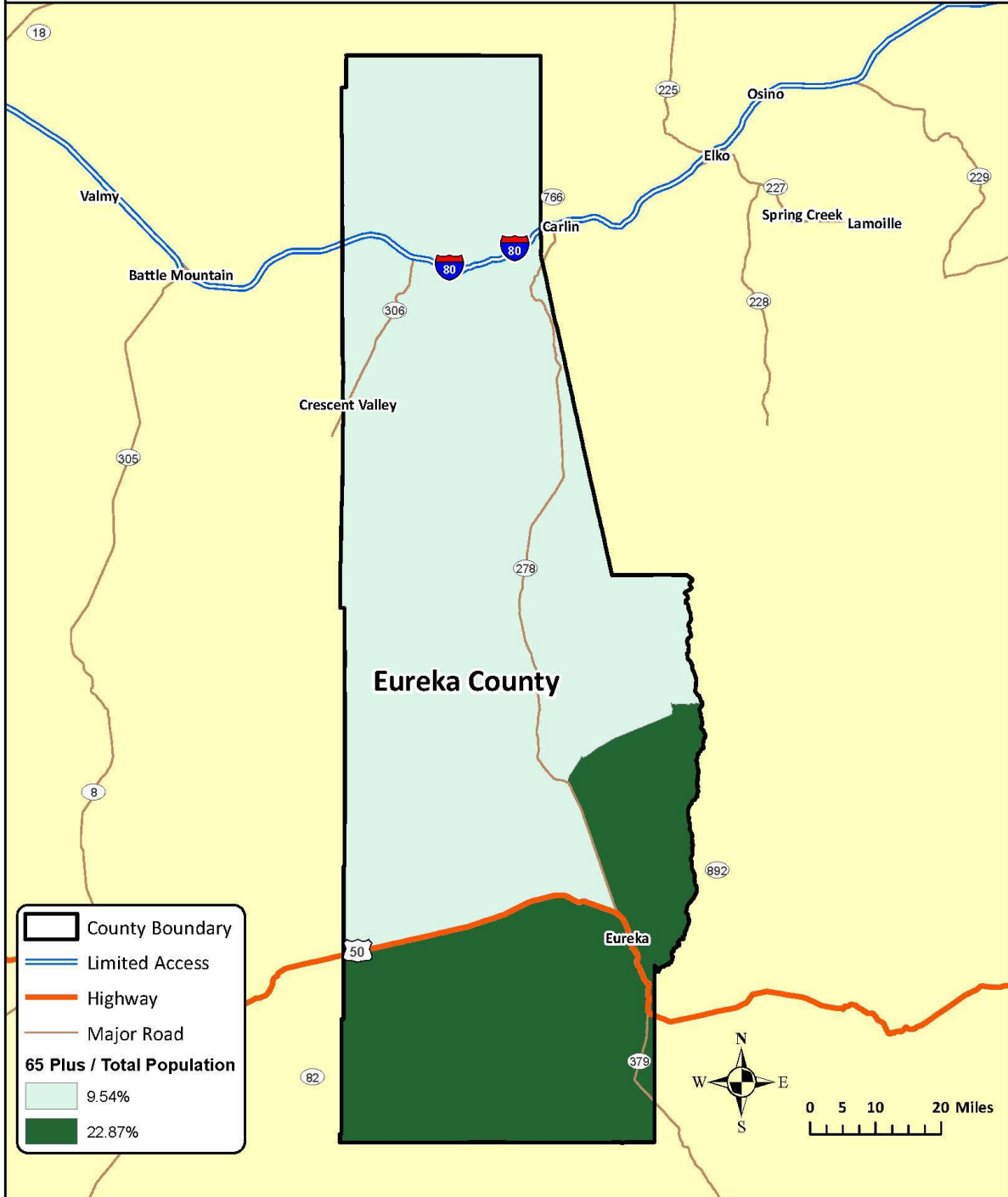


Exhibit 38: Eureka County Percent Minority Population

NDOT
Coordinated
HSTP

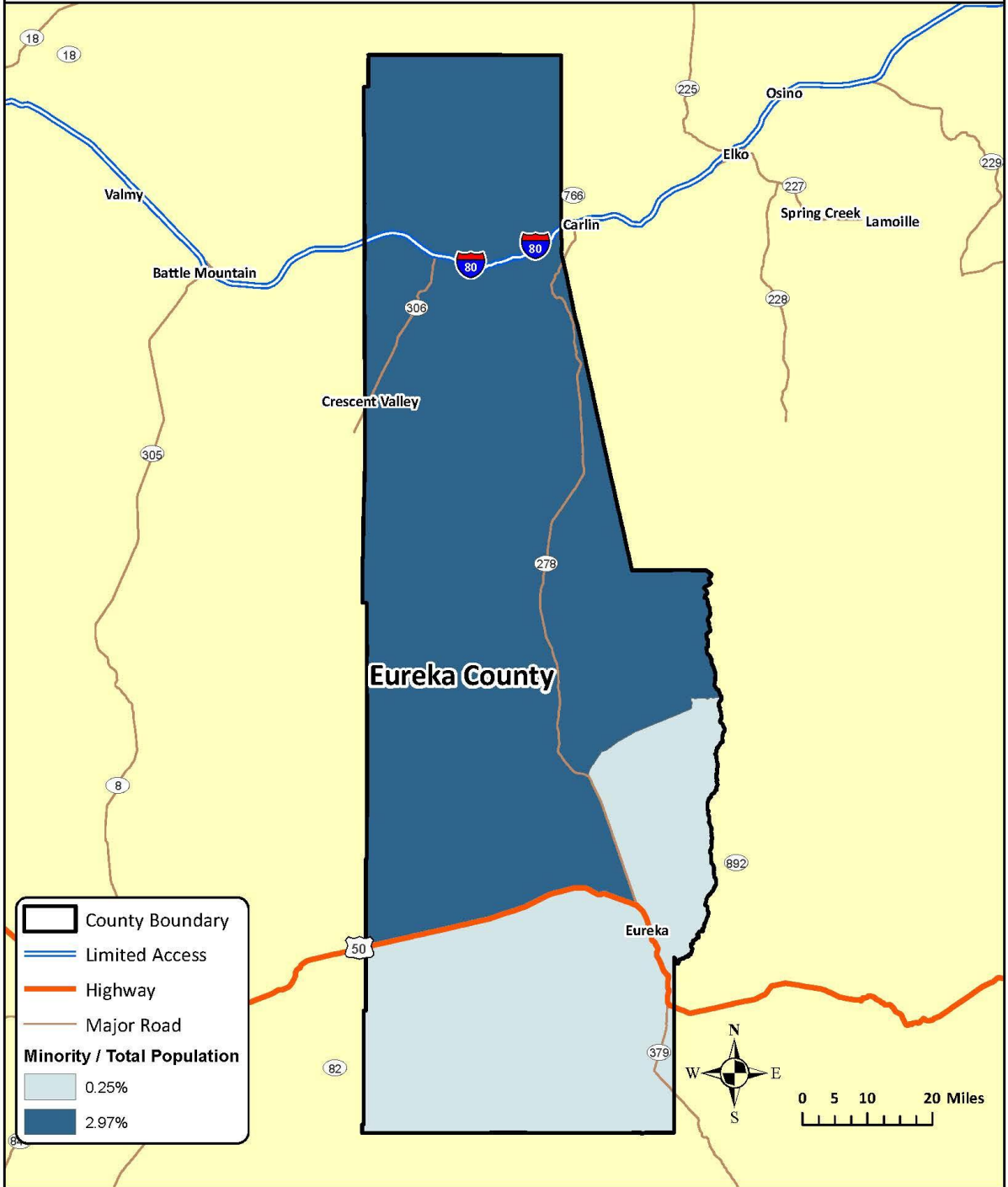


Exhibit 39: Eureka County Percent Veteran Population

NDOT
Coordinated
HSTP

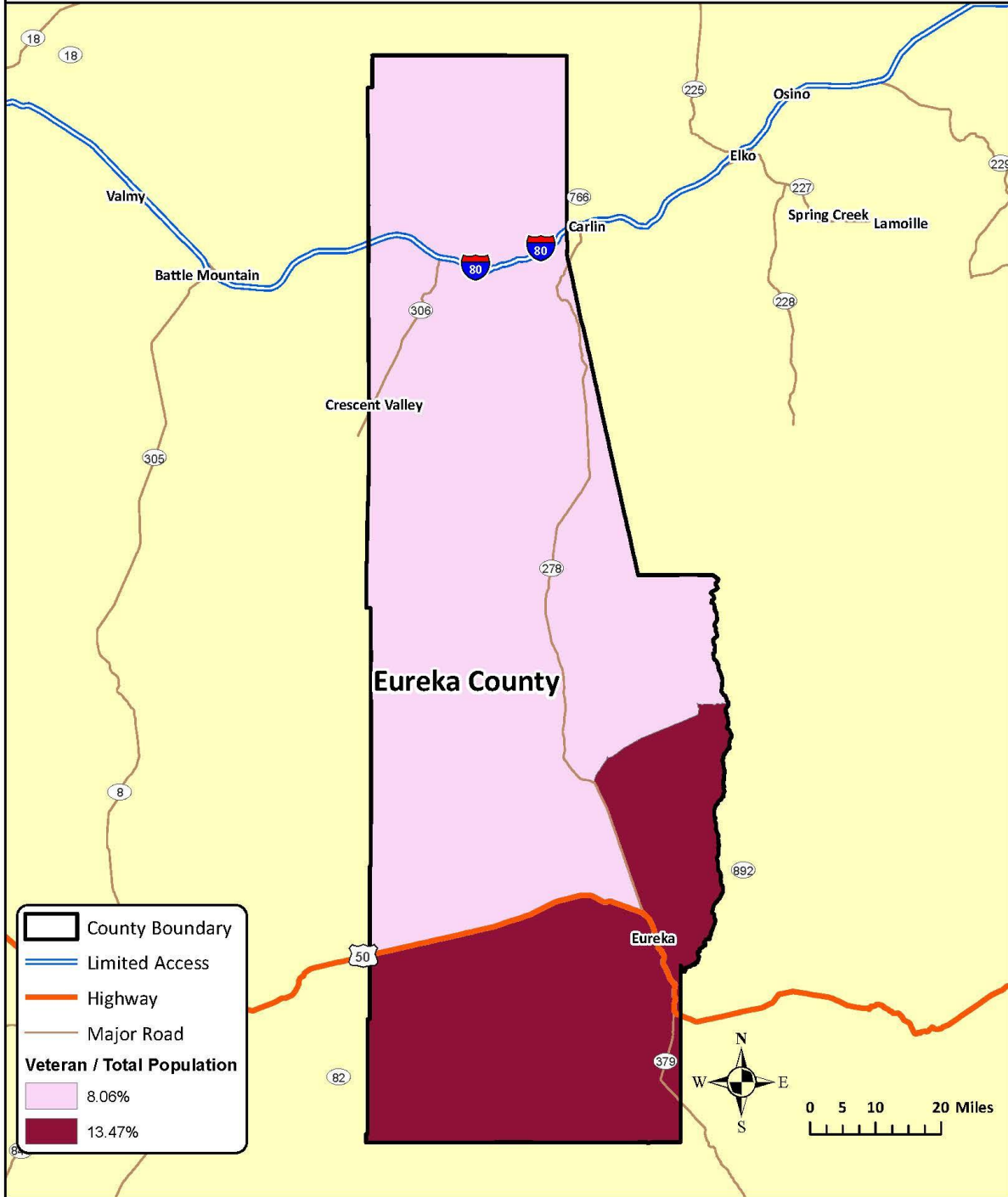


Exhibit 40: Eureka County Percent Below Poverty Level

NDOT
Coordinated
HSTP

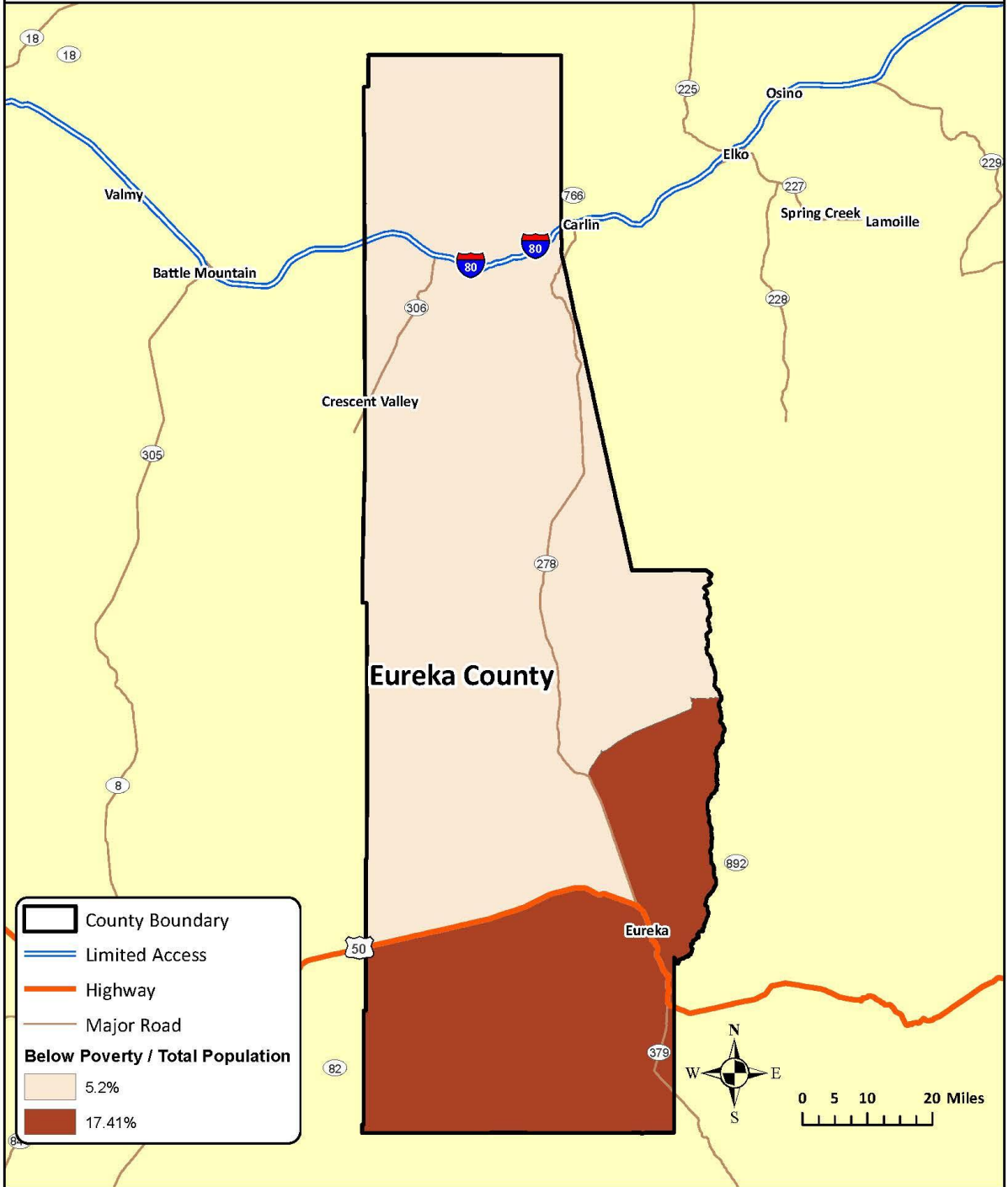


Exhibit 41: Eureka County Percent One Vehicle Households (1VH)

NDOT
Coordinated
HSTP

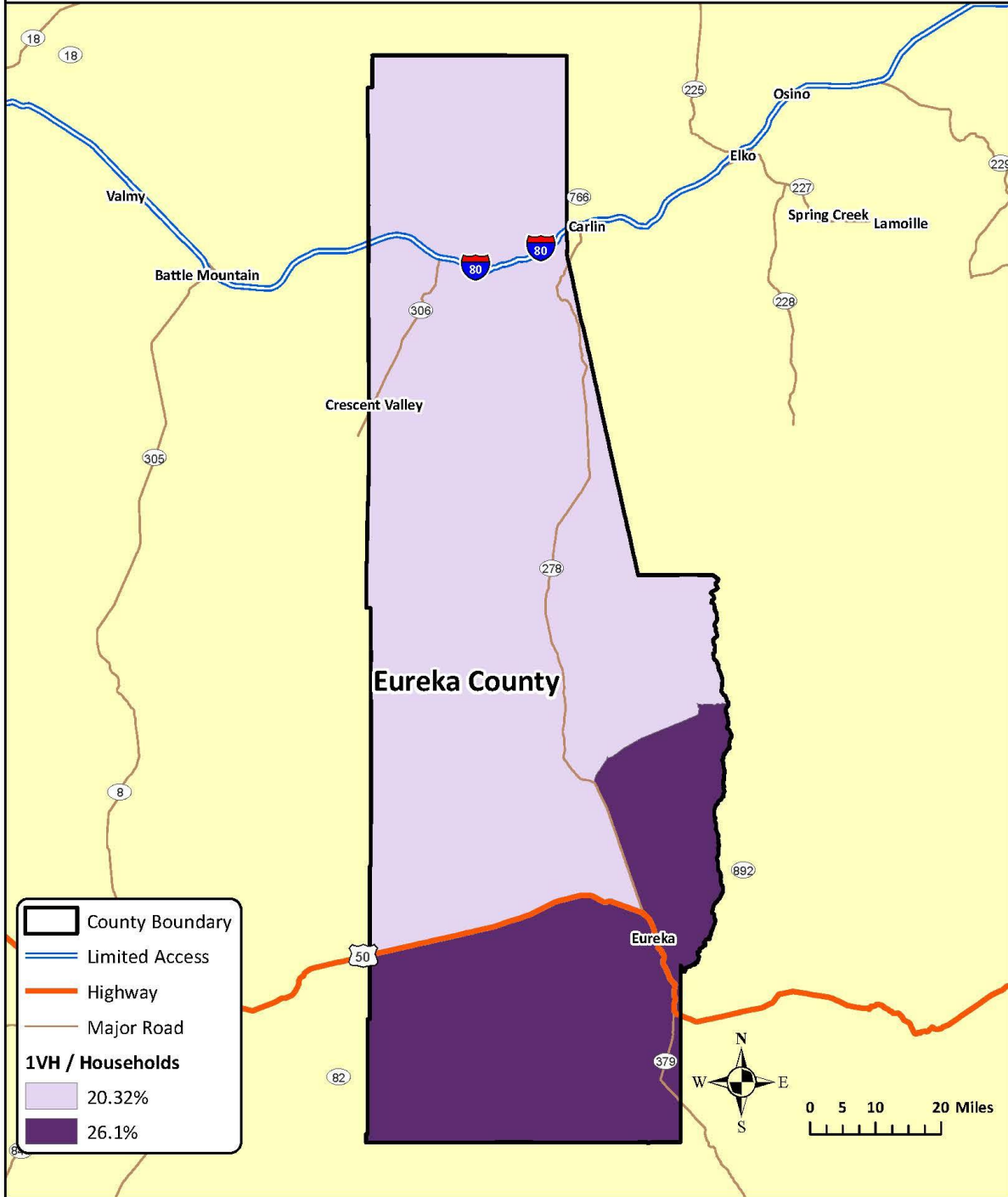
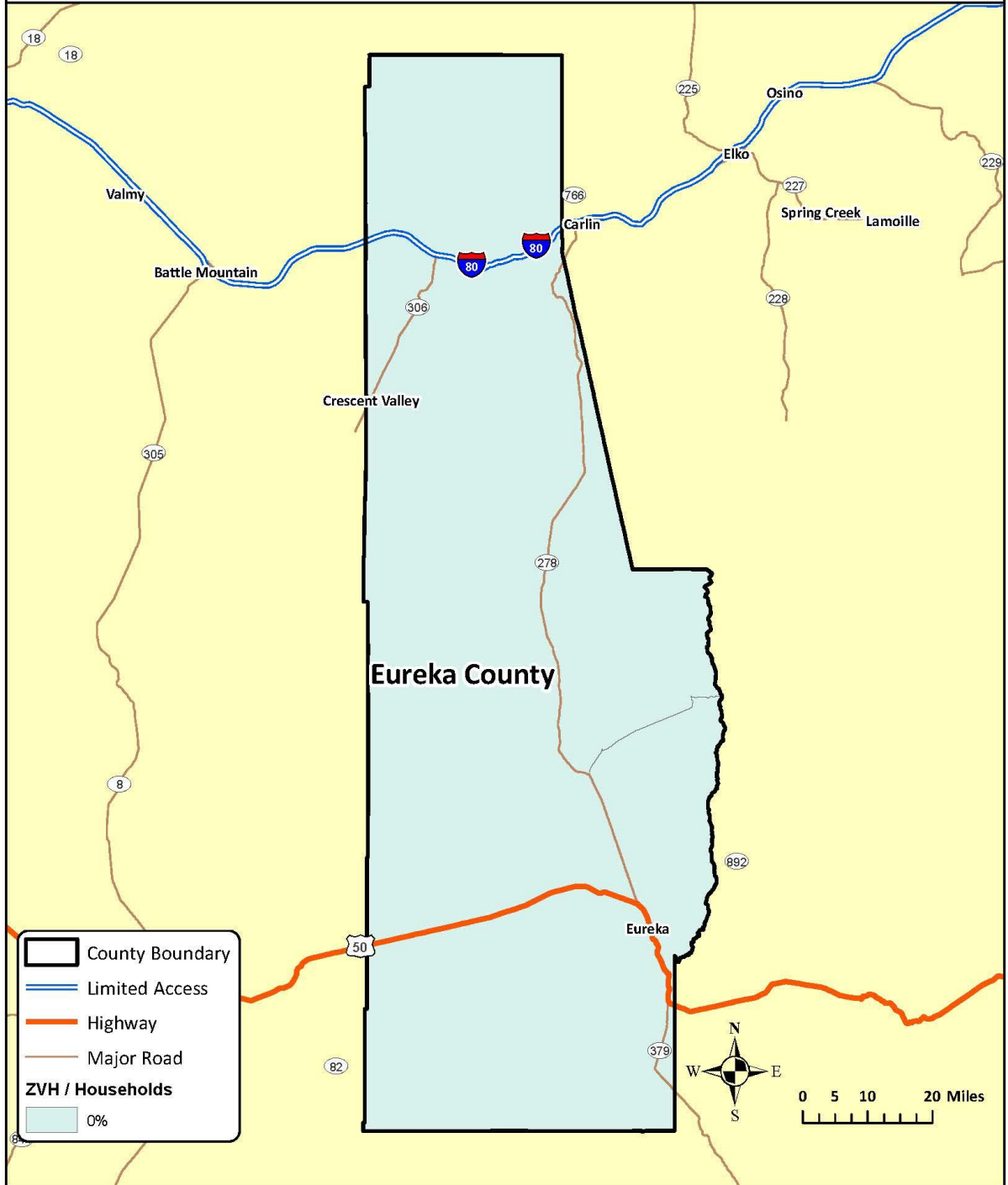


Exhibit 42: Eureka County Percent Zero Vehicle Households (ZVH)

NDOT
Coordinated
HSTP



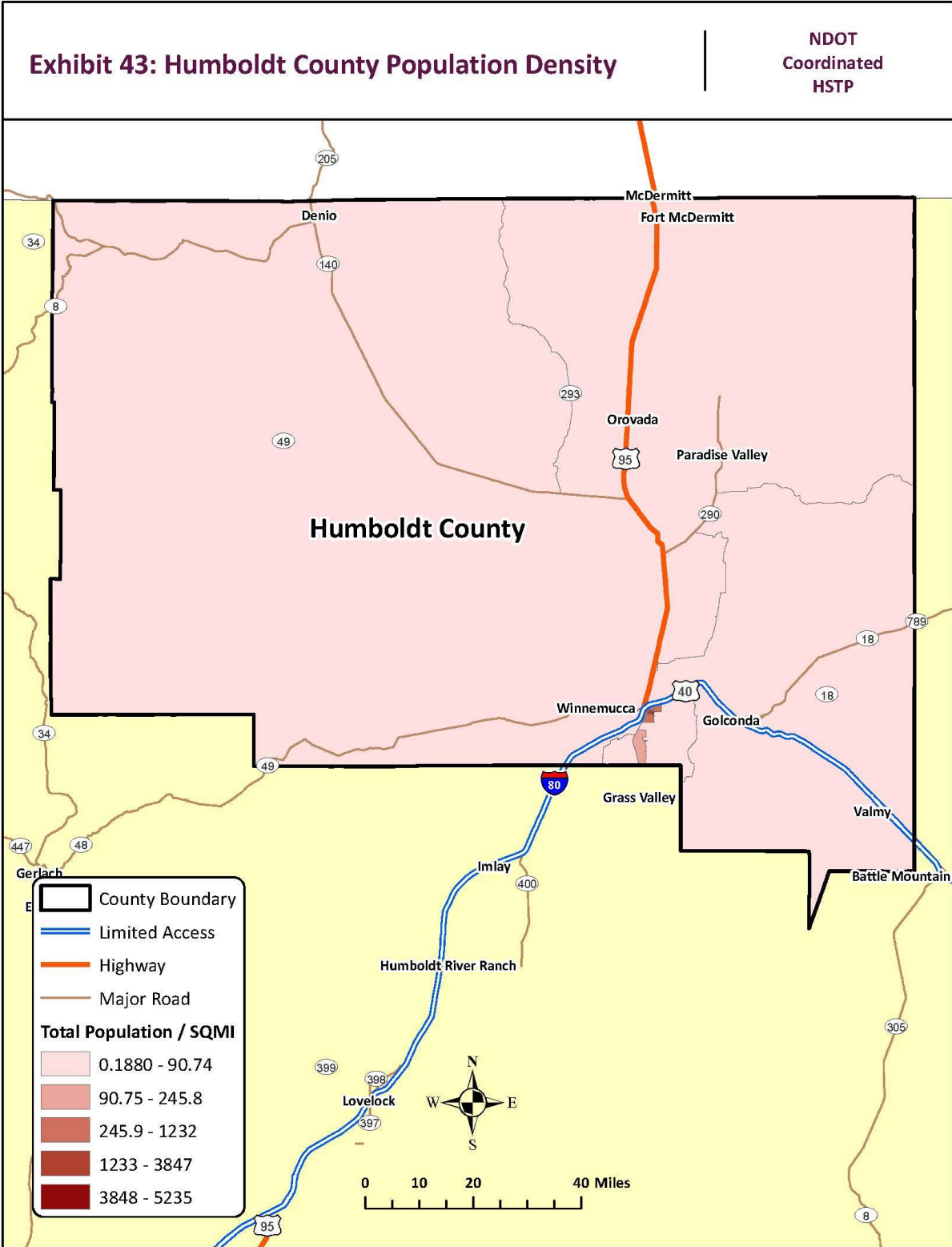


Exhibit 44: Humboldt County Percent Population 65 and Over

NDOT
Coordinated
HSTP

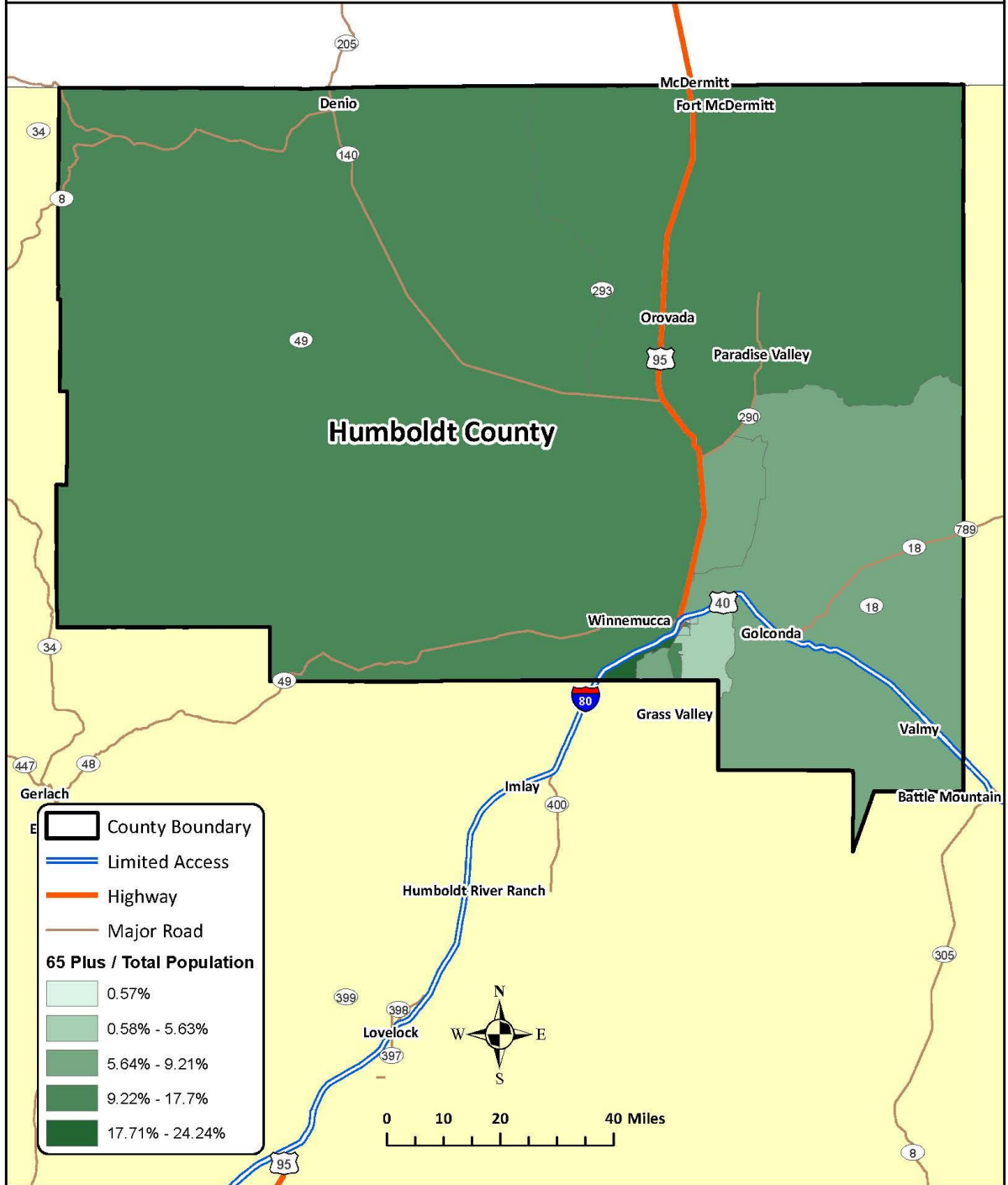


Exhibit 45: Humboldt County Percent Minority Population

NDOT
Coordinated
HSTP

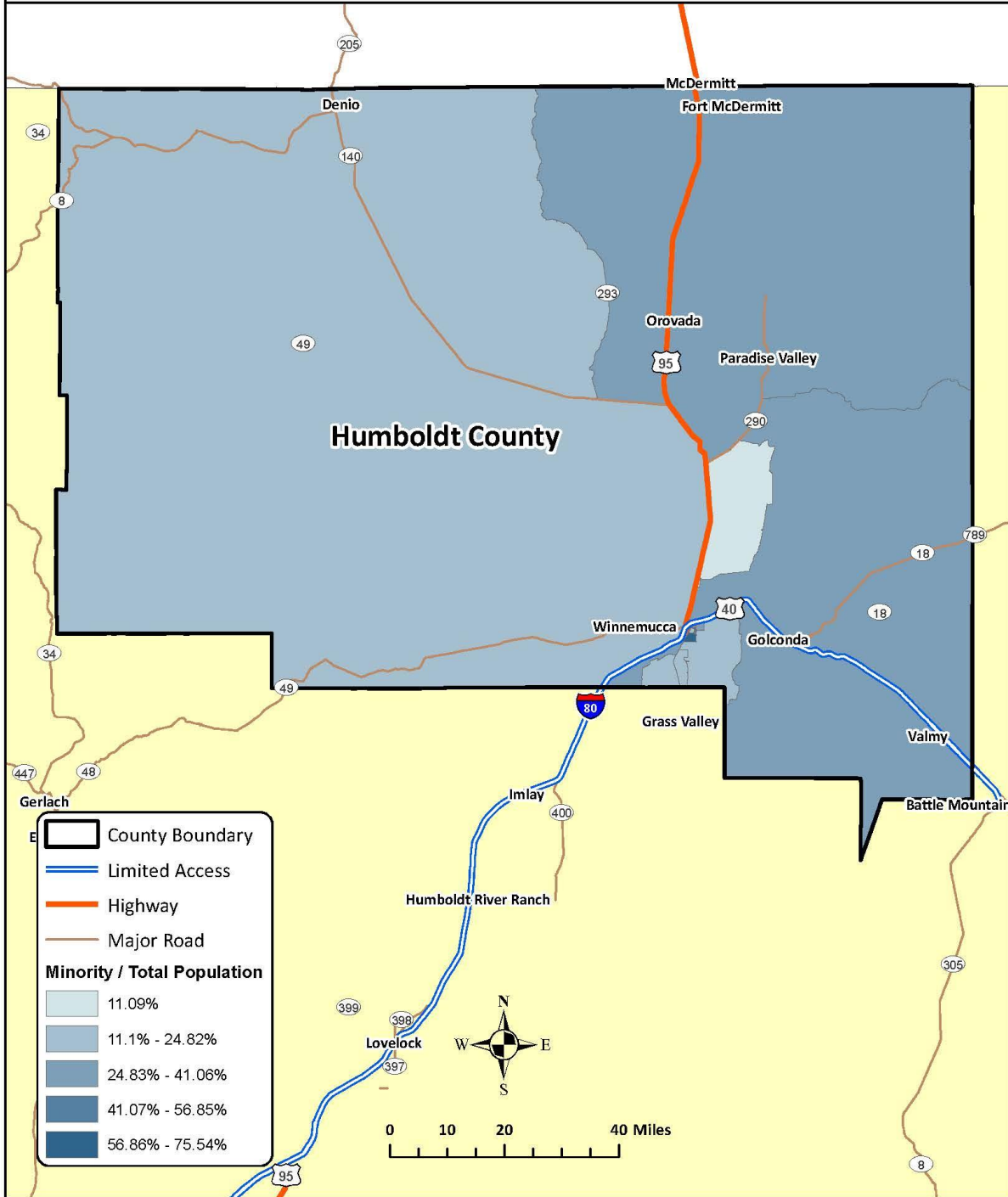


Exhibit 46: Humboldt County Percent Veteran Population

NDOT
Coordinated
HSTP

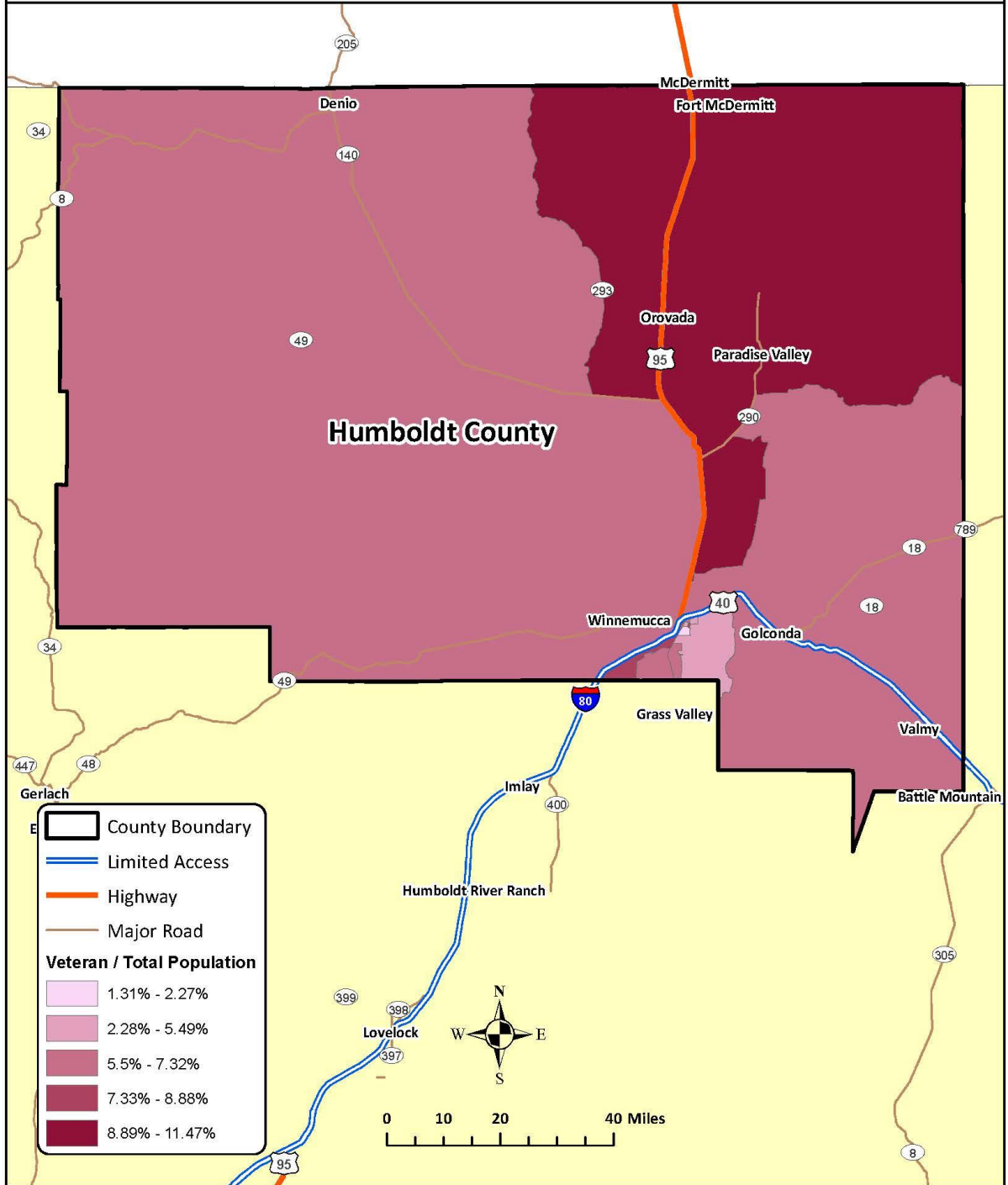


Exhibit 47: Humboldt County Percent Below Poverty

NDOT
Coordinated
HSTP

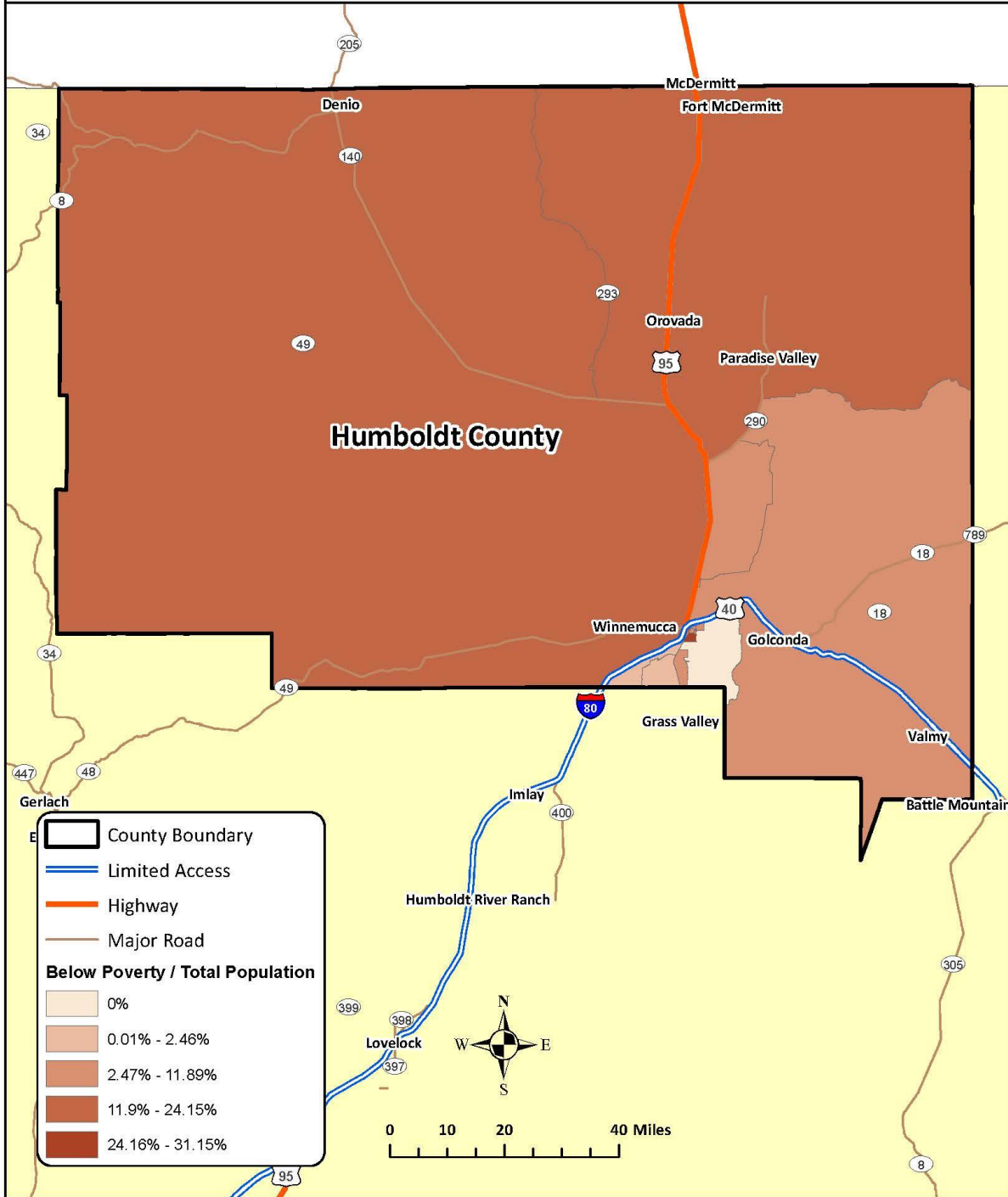


Exhibit 48: Humboldt County Percent One Vehicle Households (1VH)

NDOT
Coordinated
HSTP

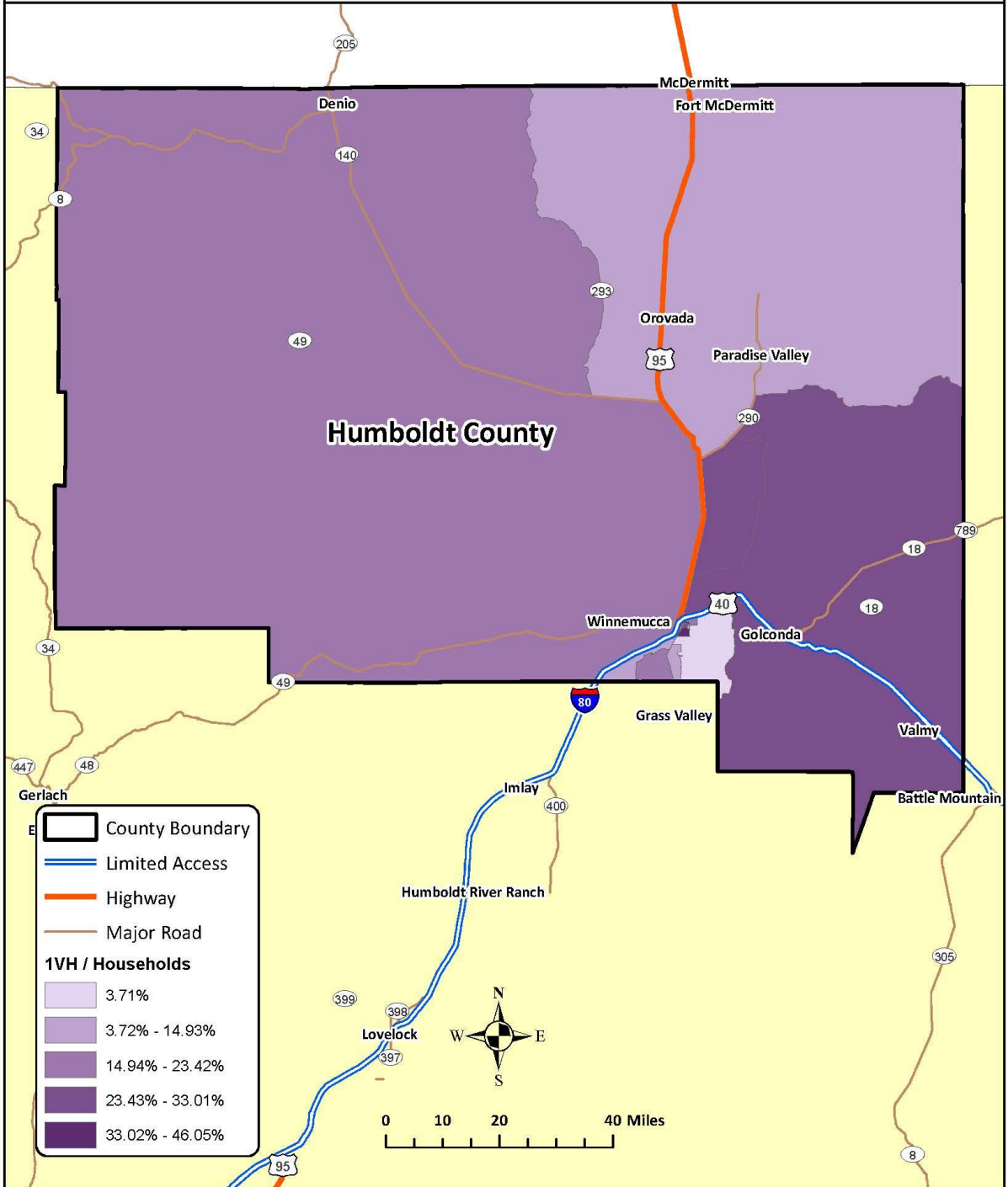
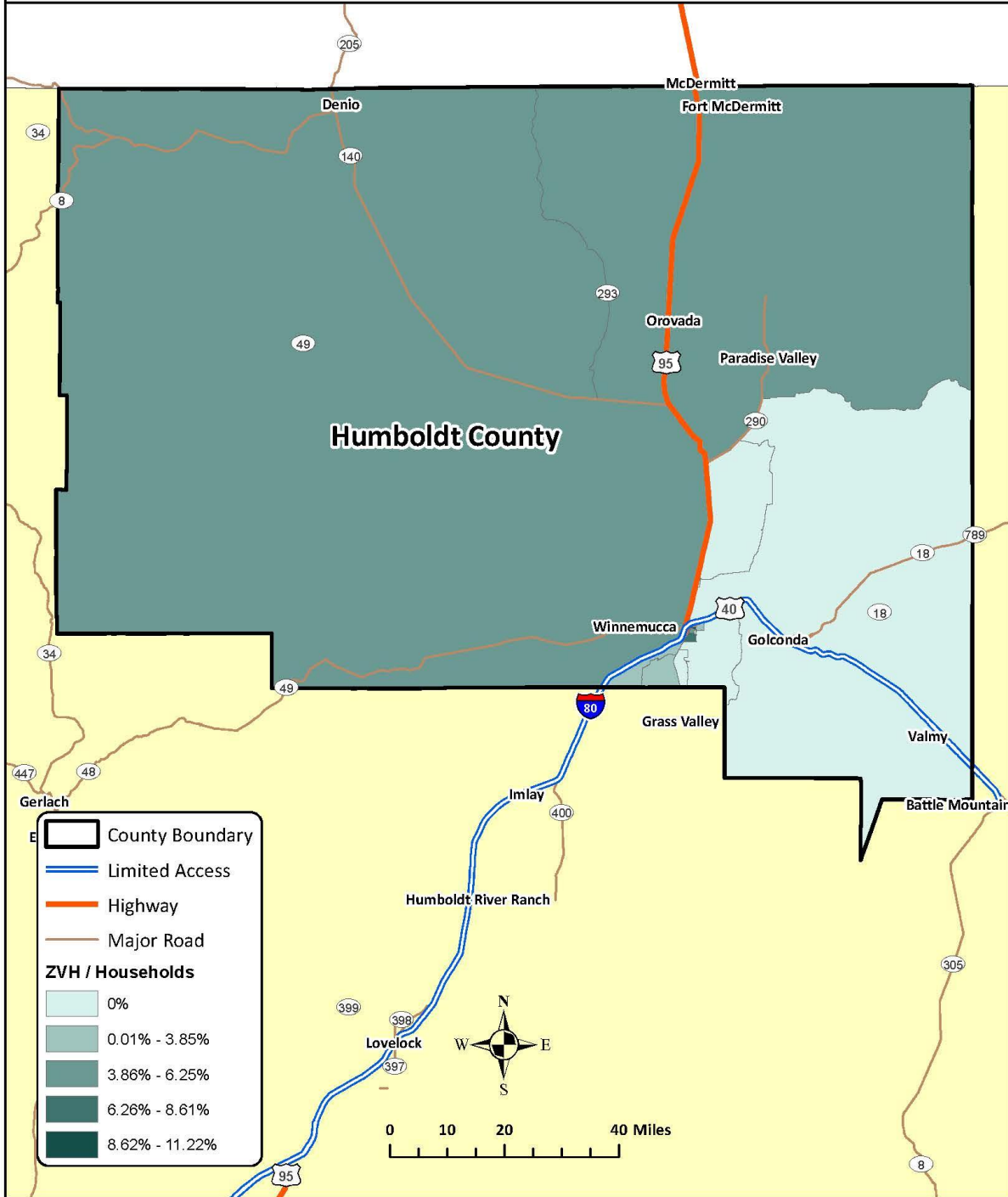


Exhibit 49: Humboldt County Percent Zero Vehicle Households (ZVH)

NDOT
Coordinated
HSTP



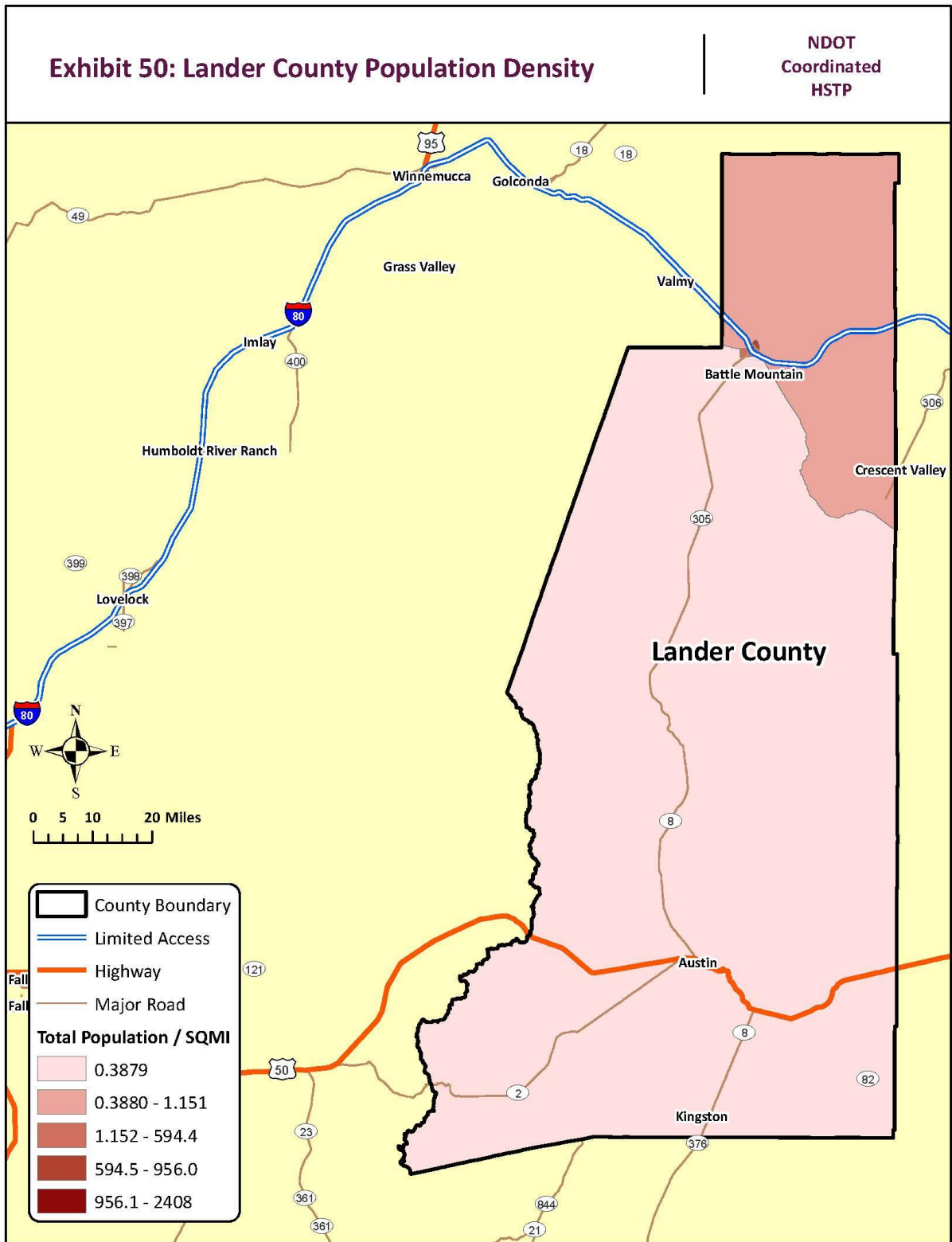


Exhibit 51: Lander County Percent Population 65 and Over

NDOT
Coordinated
HSTP

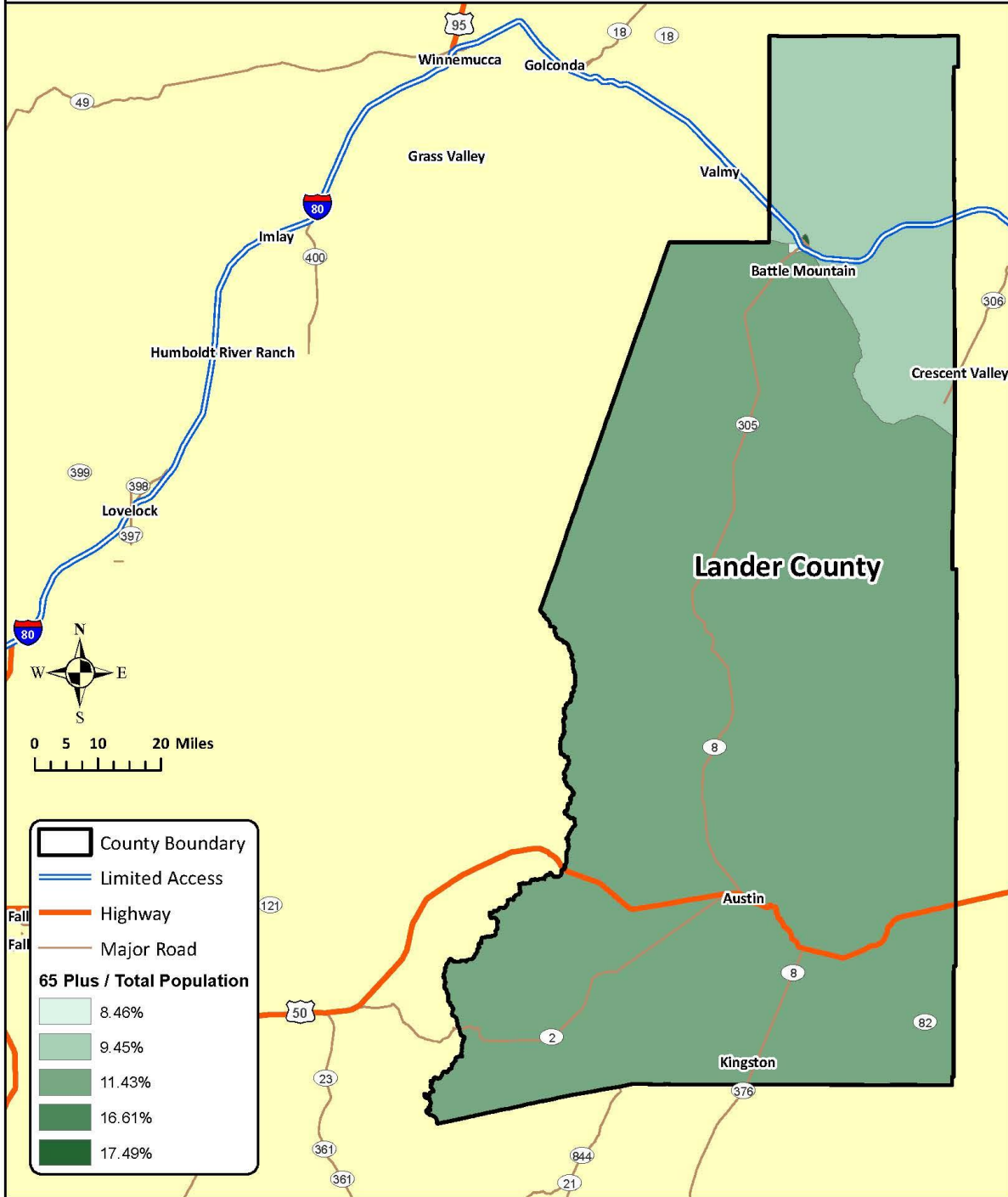


Exhibit 53: Lander County Percent Veteran Population

NDOT
Coordinated
HSTP

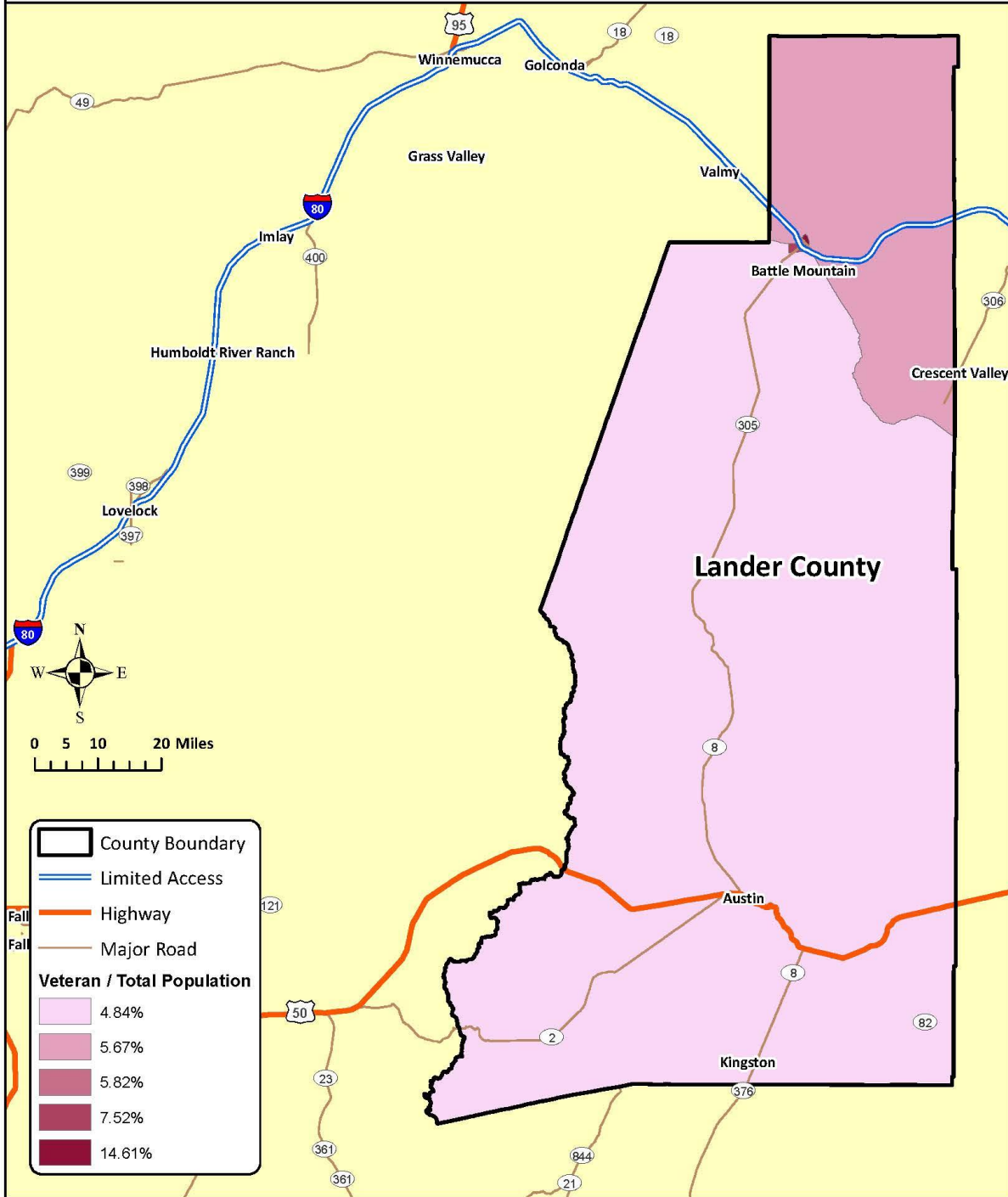


Exhibit 54: Lander County Percent Below Poverty

NDOT
Coordinated
HSTP

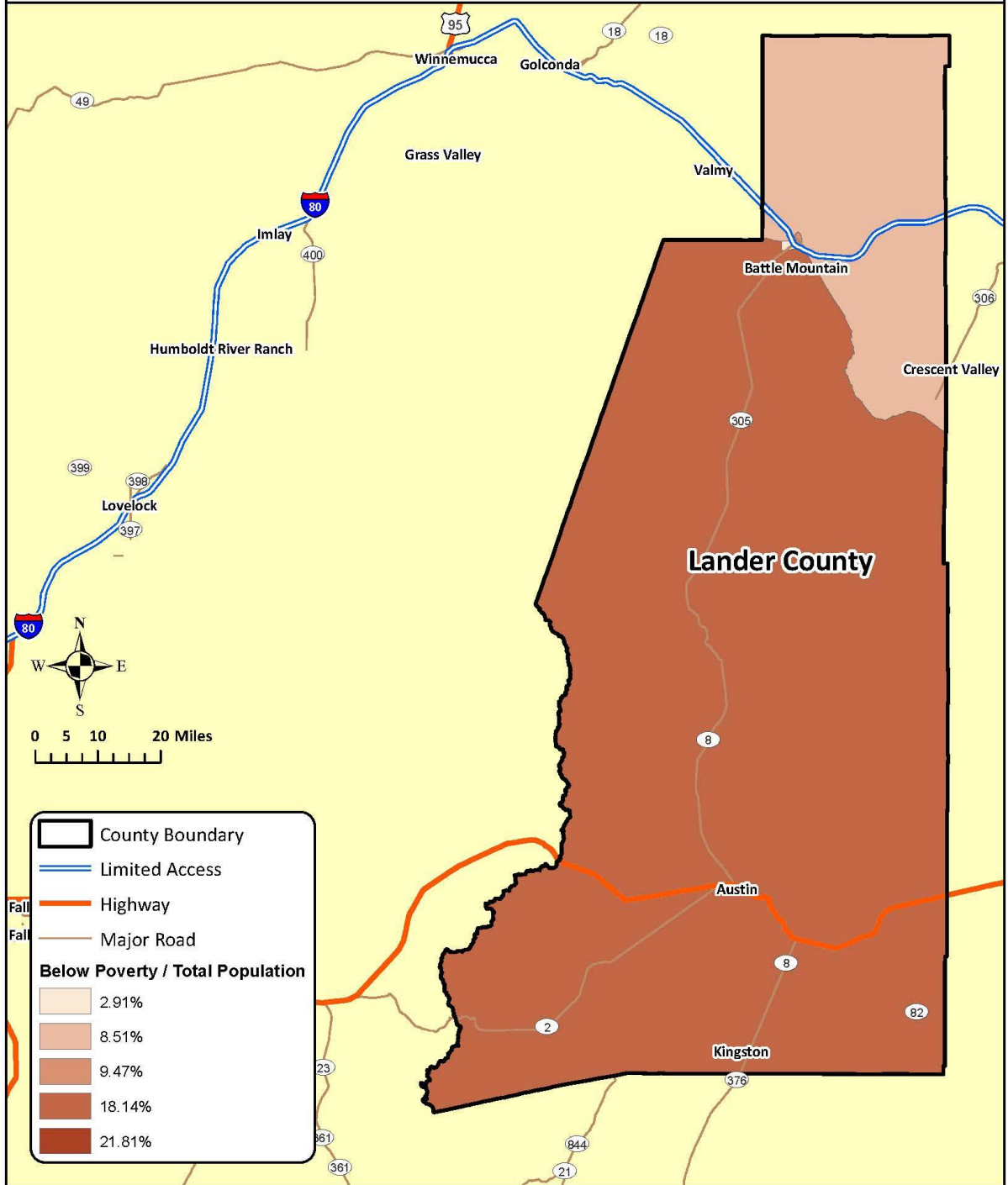


Exhibit 55: Lander County Percent One Vehicle Households (1VH)

NDOT
Coordinated
HSTP

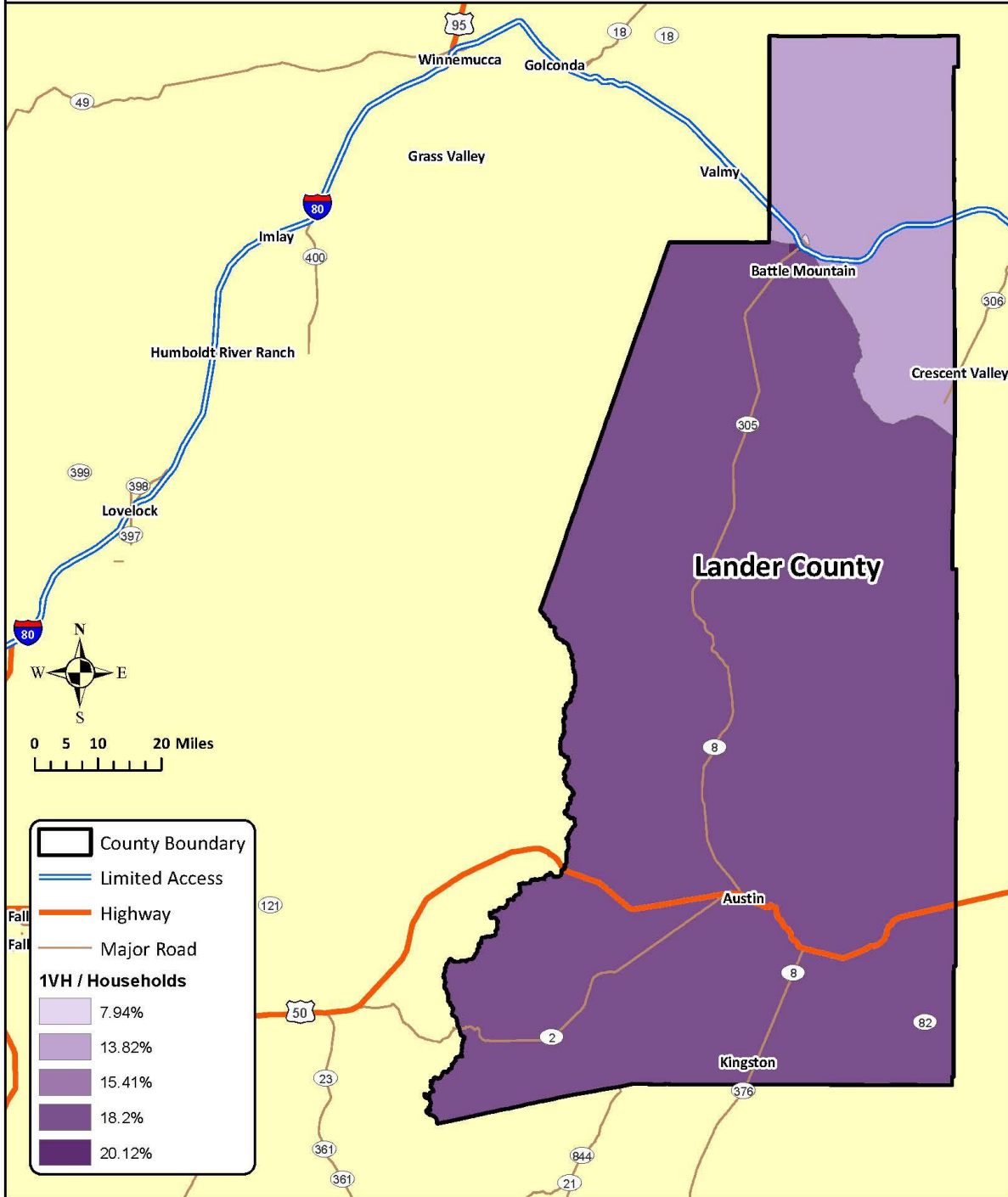
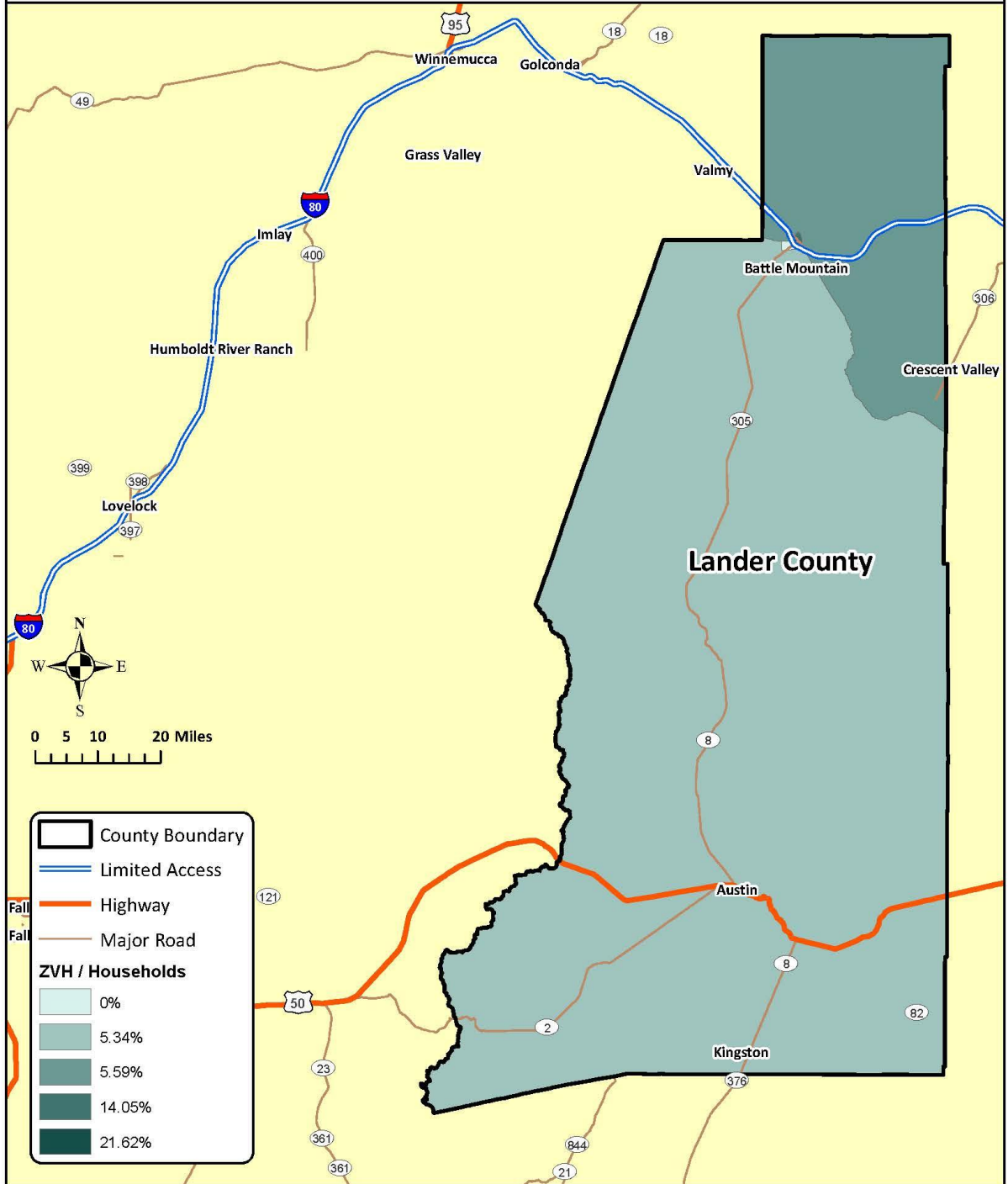


Exhibit 56: Lander County Percent Zero Vehicle Households (ZVH)

NDOT
Coordinated
HSTP



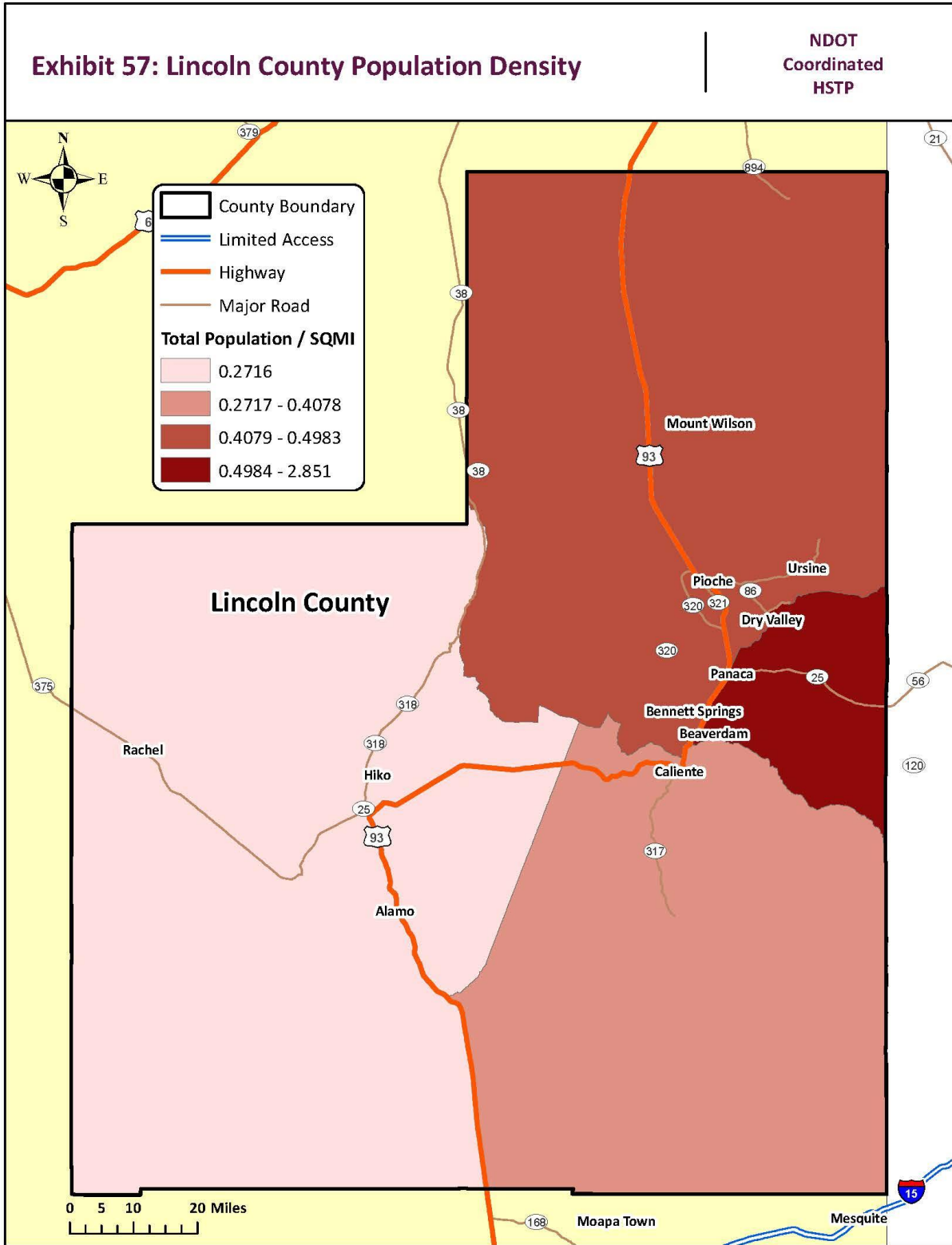


Exhibit 59: Lincoln County Percent Minority Population

NDOT
Coordinated
HSTP

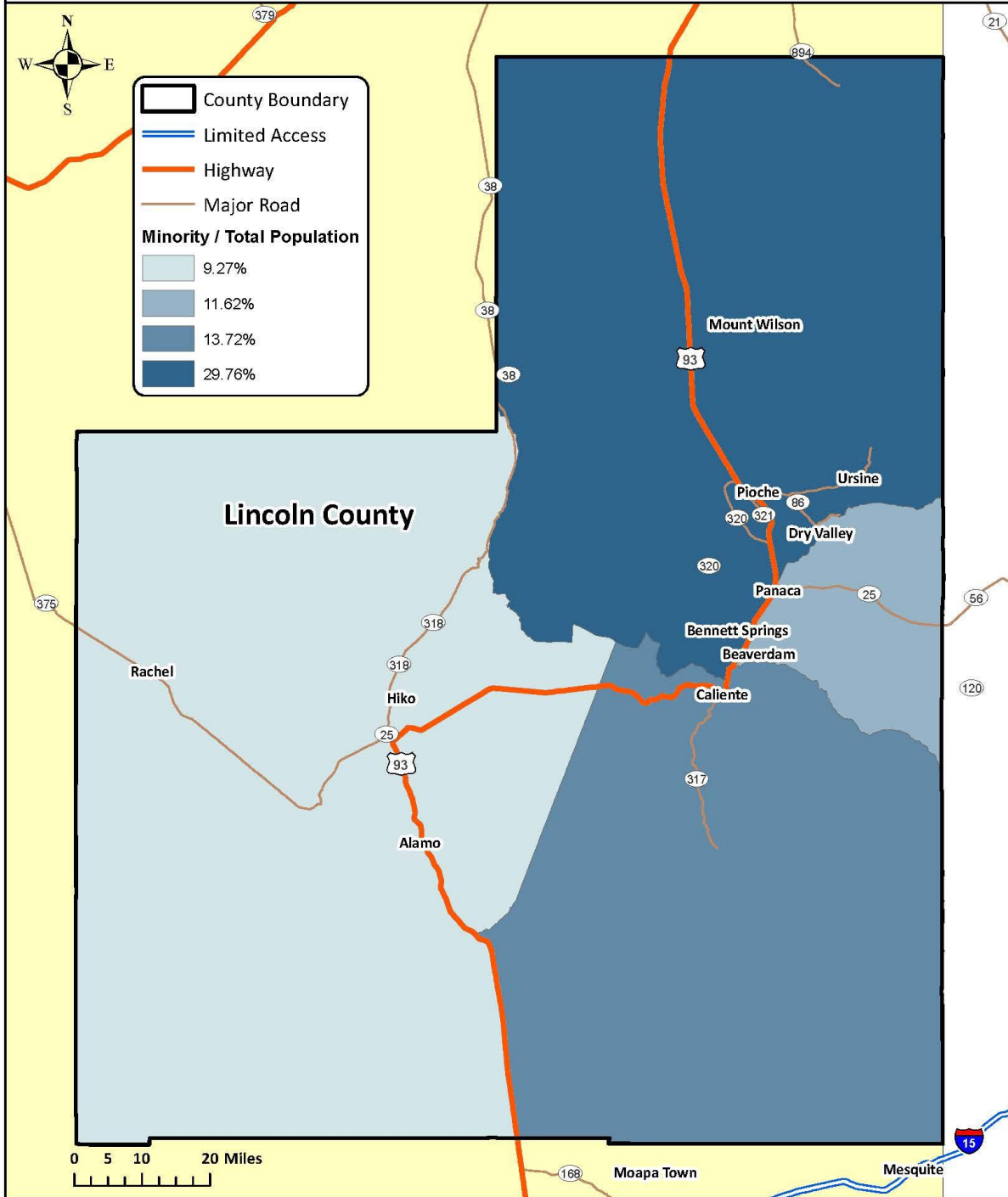


Exhibit 60: Lincoln County Percent Veteran Population

NDOT
Coordinated
HSTP

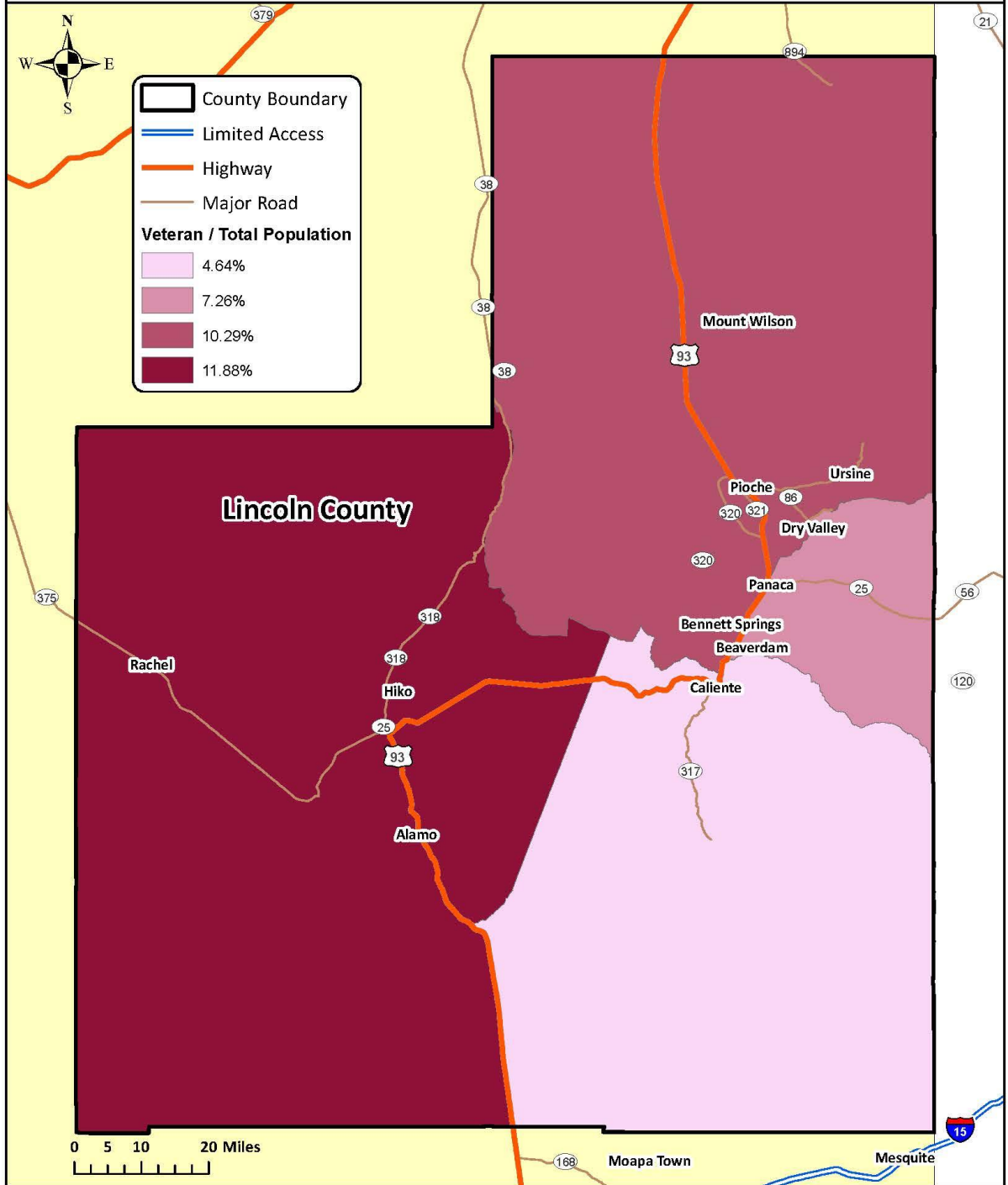


Exhibit 61: Lincoln County Percent Below Poverty

NDOT
Coordinated
HSTP

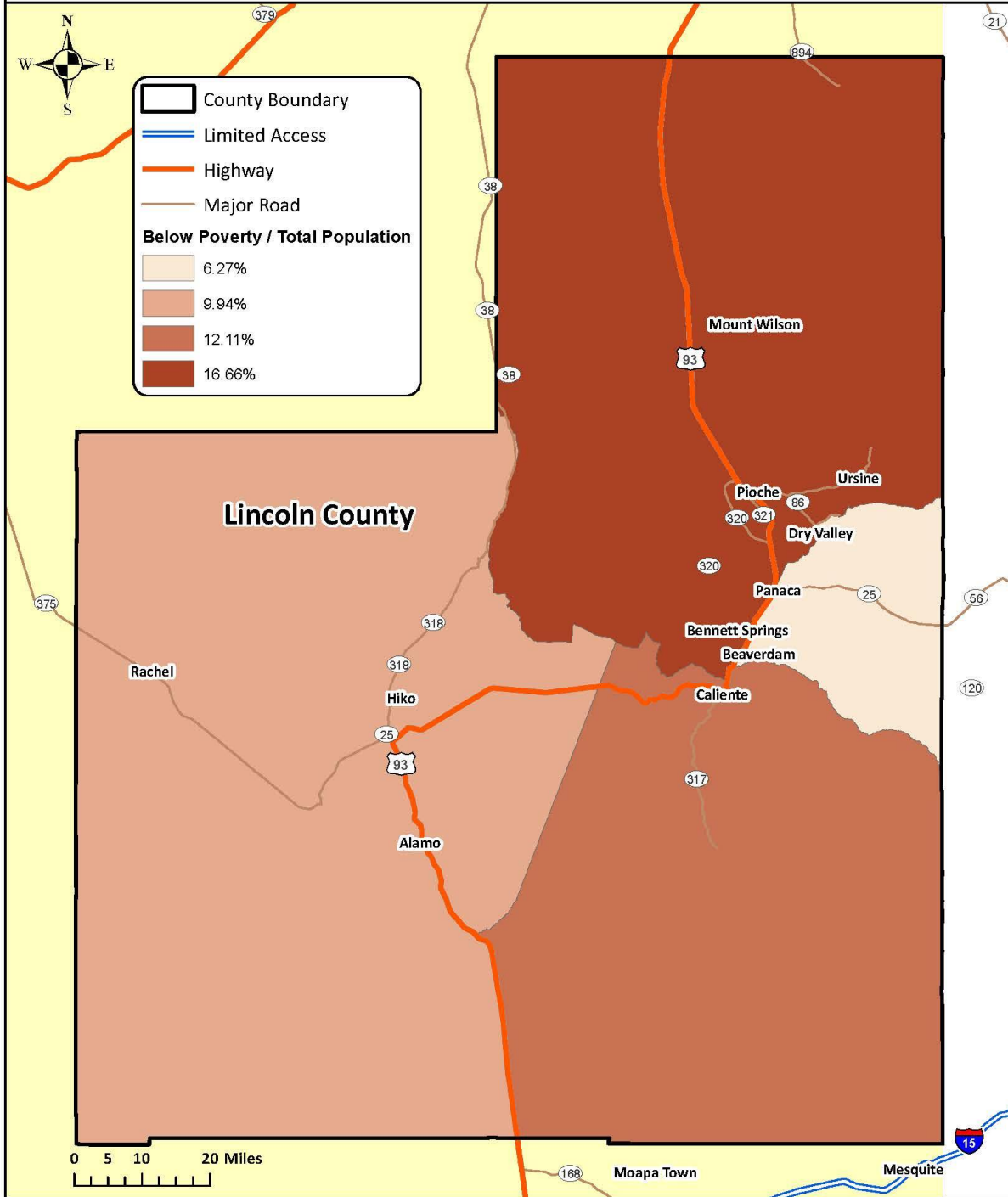


Exhibit 62: Lincoln County Percent One Vehicle Households (1VH)

NDOT
Coordinated
HSTP

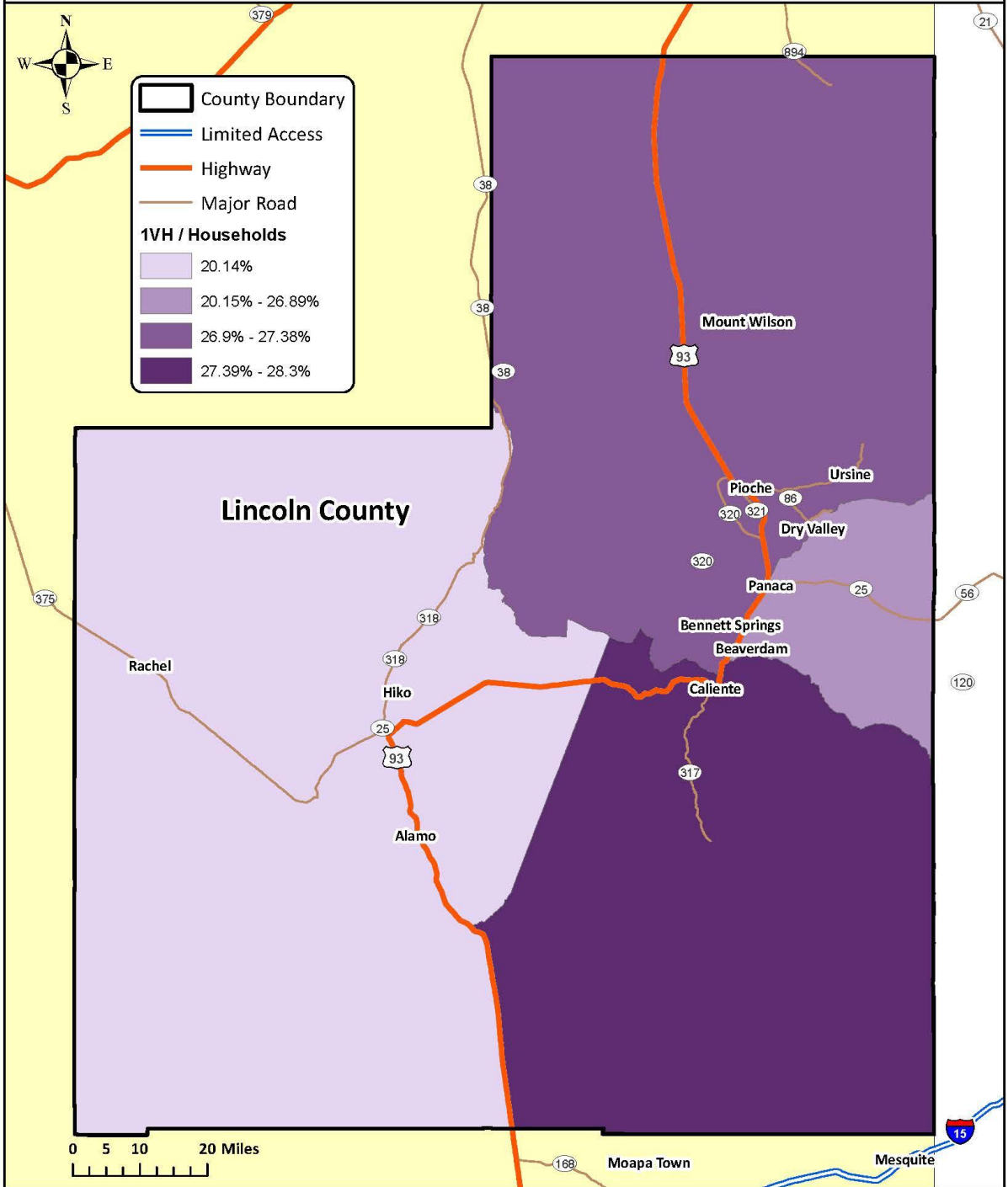
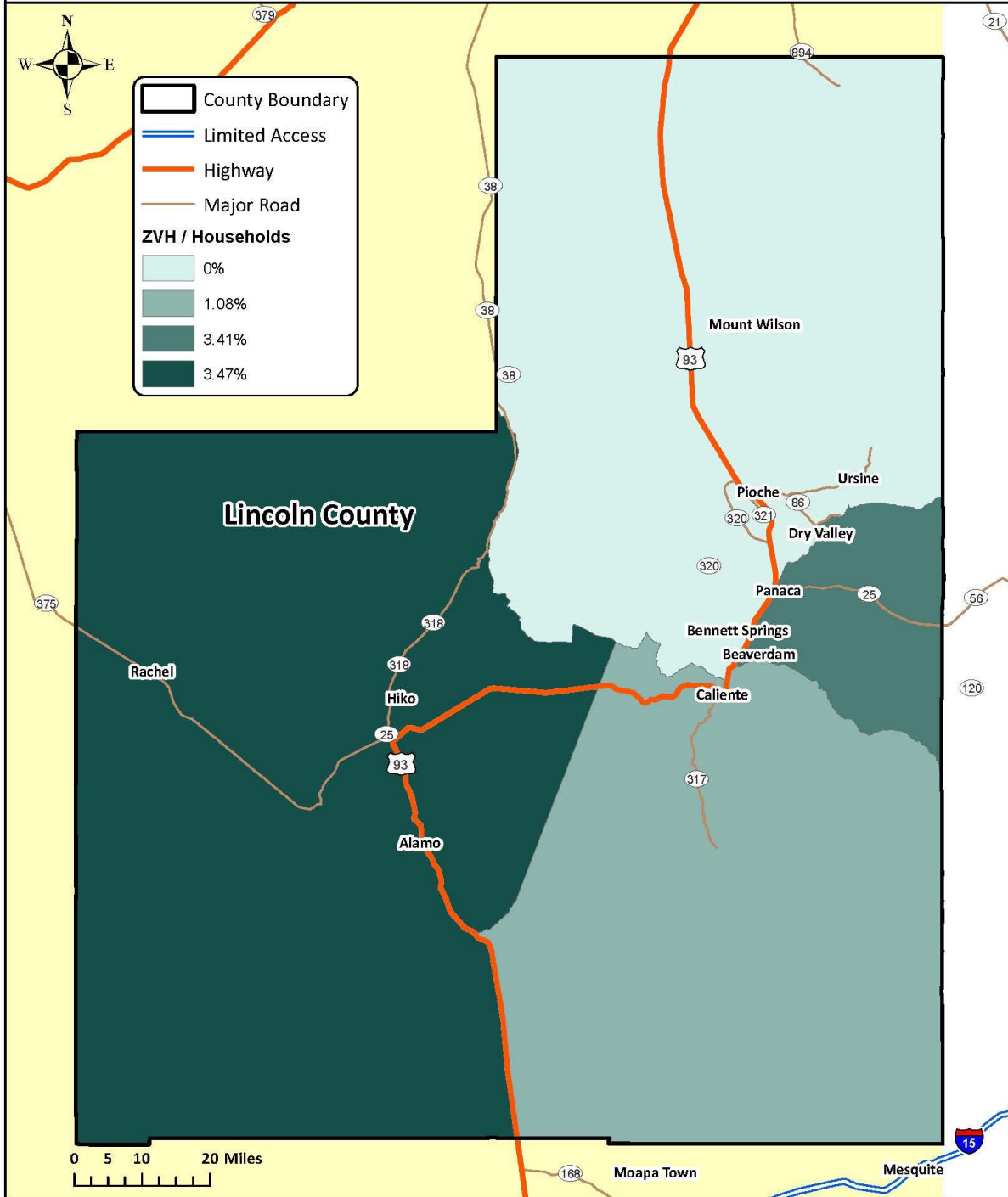


Exhibit 63: Lincoln County Percent Zero Vehicle Households (ZVH)

NDOT
Coordinated
HSTP



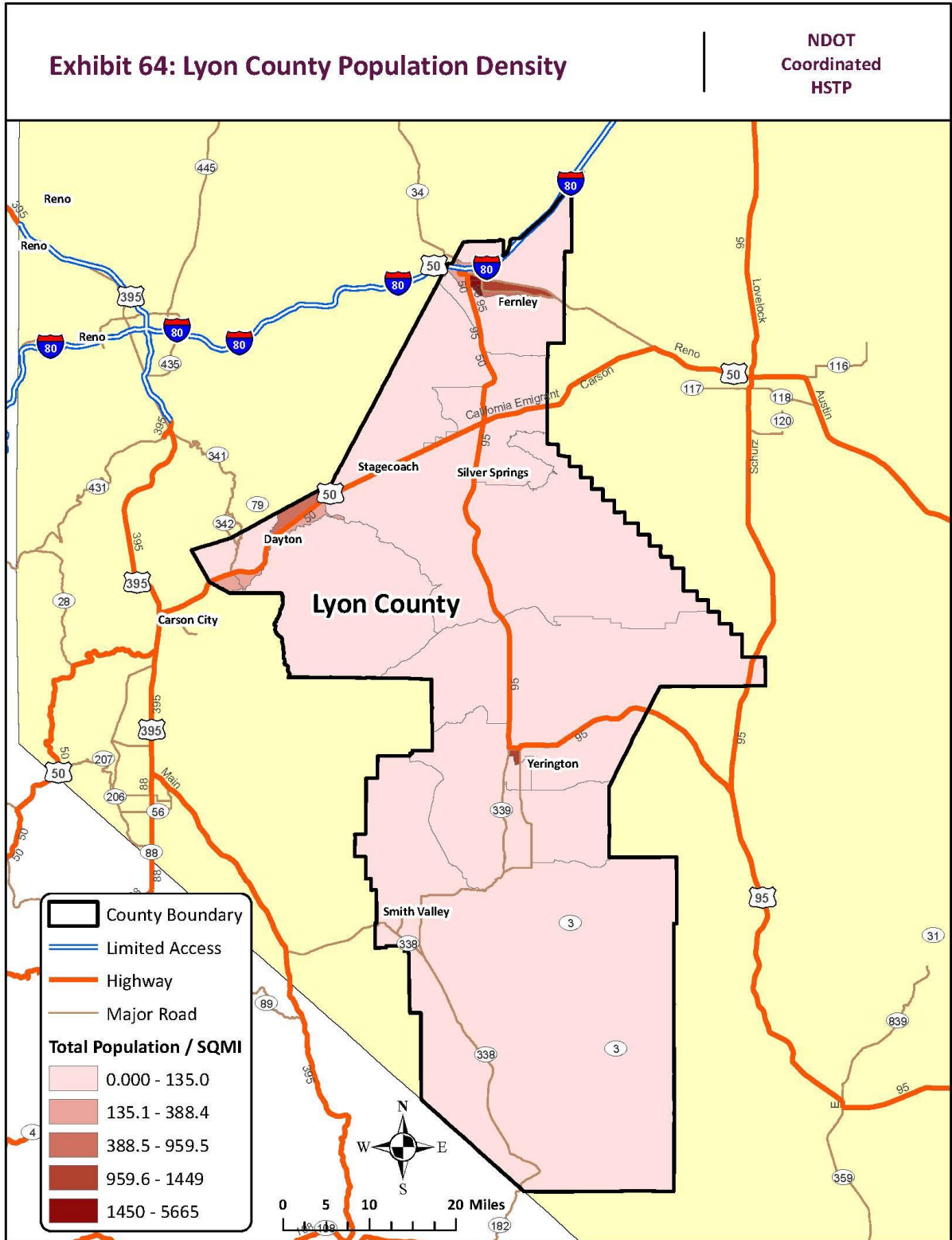


Exhibit 65: Lyon County Percent Population 65 and Over

NDOT
Coordinated
HSTP

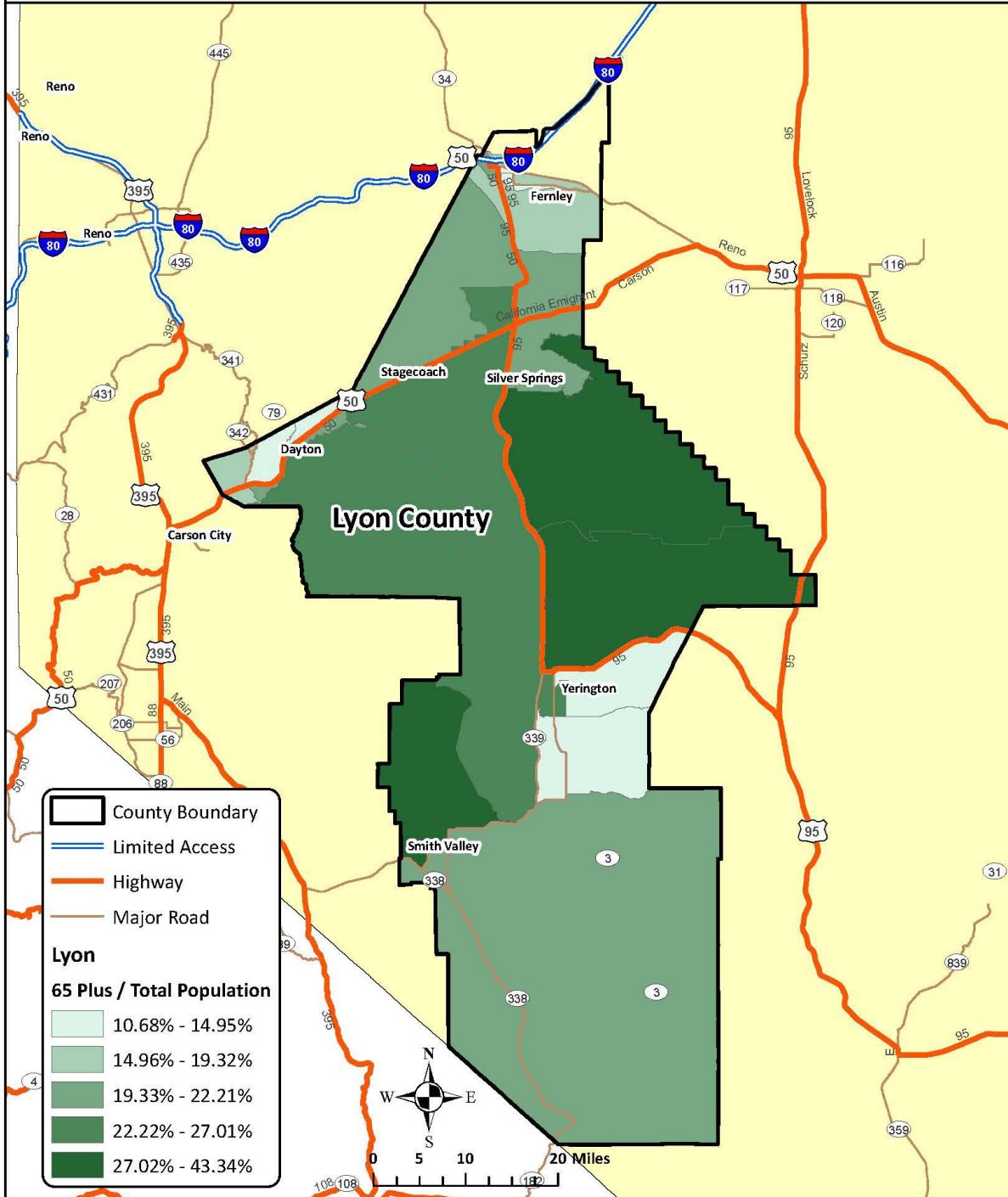


Exhibit 67: Lyon County Percent Veteran Population

NDOT
Coordinated
HSTP

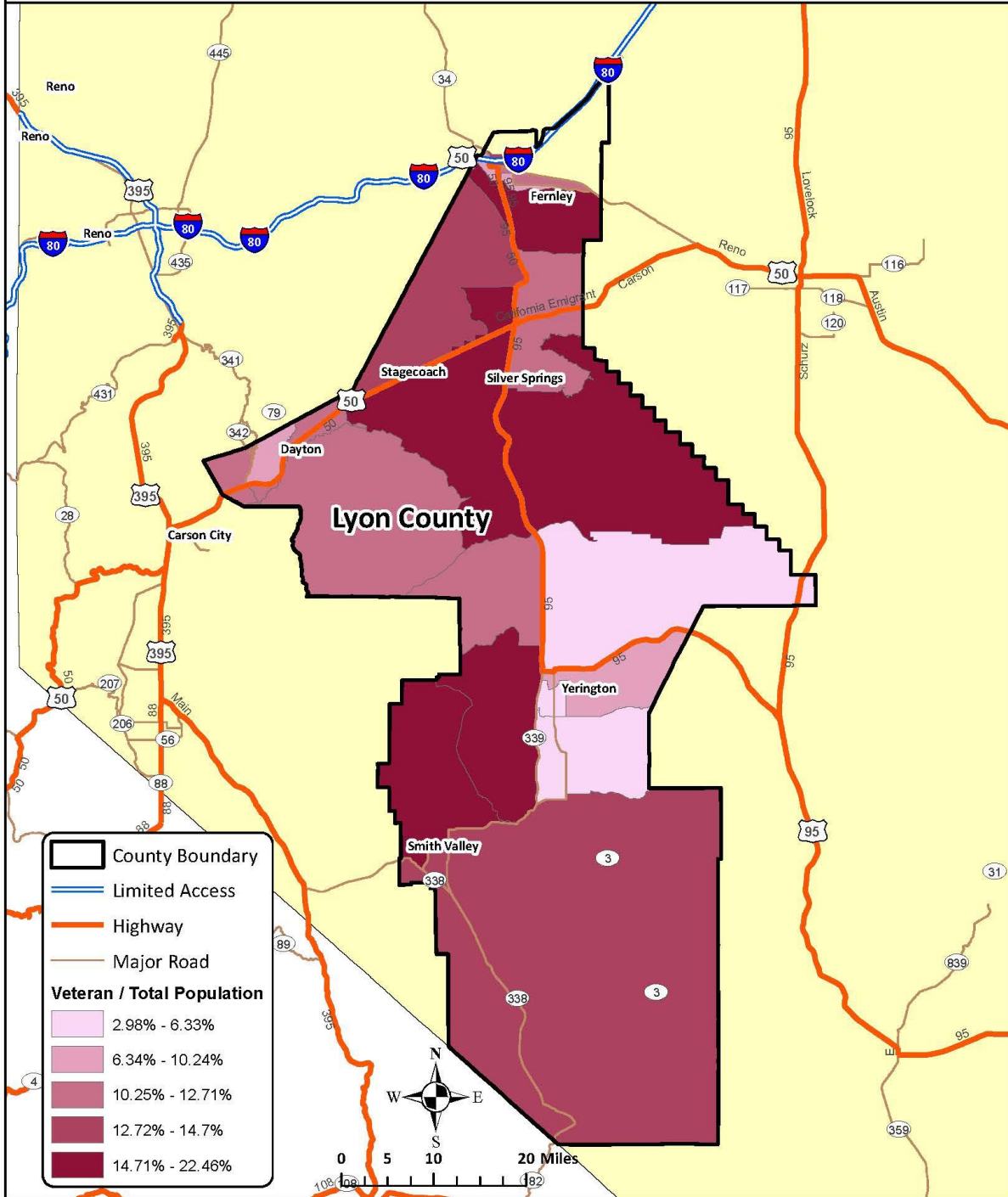


Exhibit 68: Lyon County Percent Below Poverty

NDOT
Coordinated
HSTP

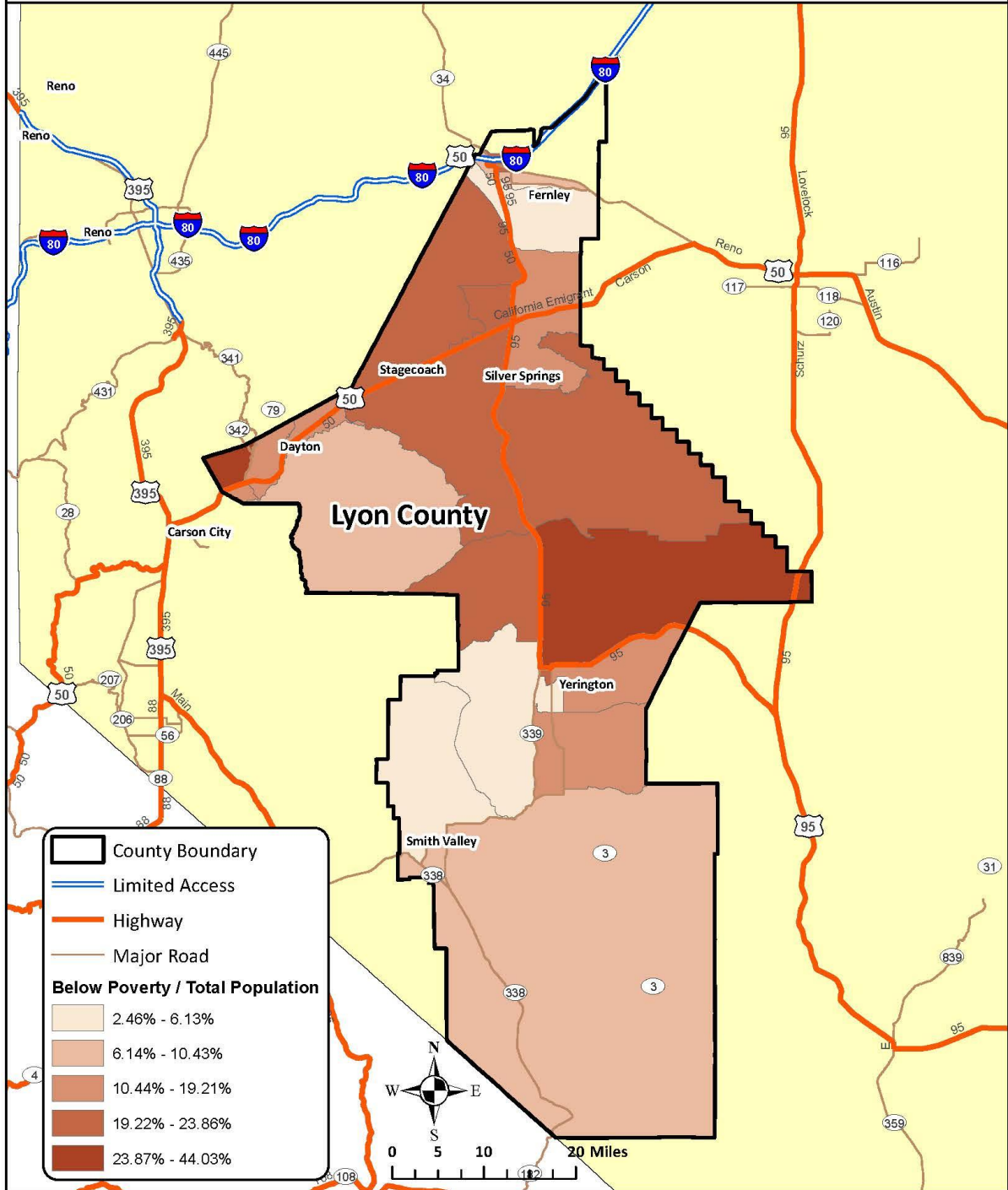


Exhibit 69: Lyon County Percent One Vehicle Households (1VH)

NDOT
Coordinated
HSTP

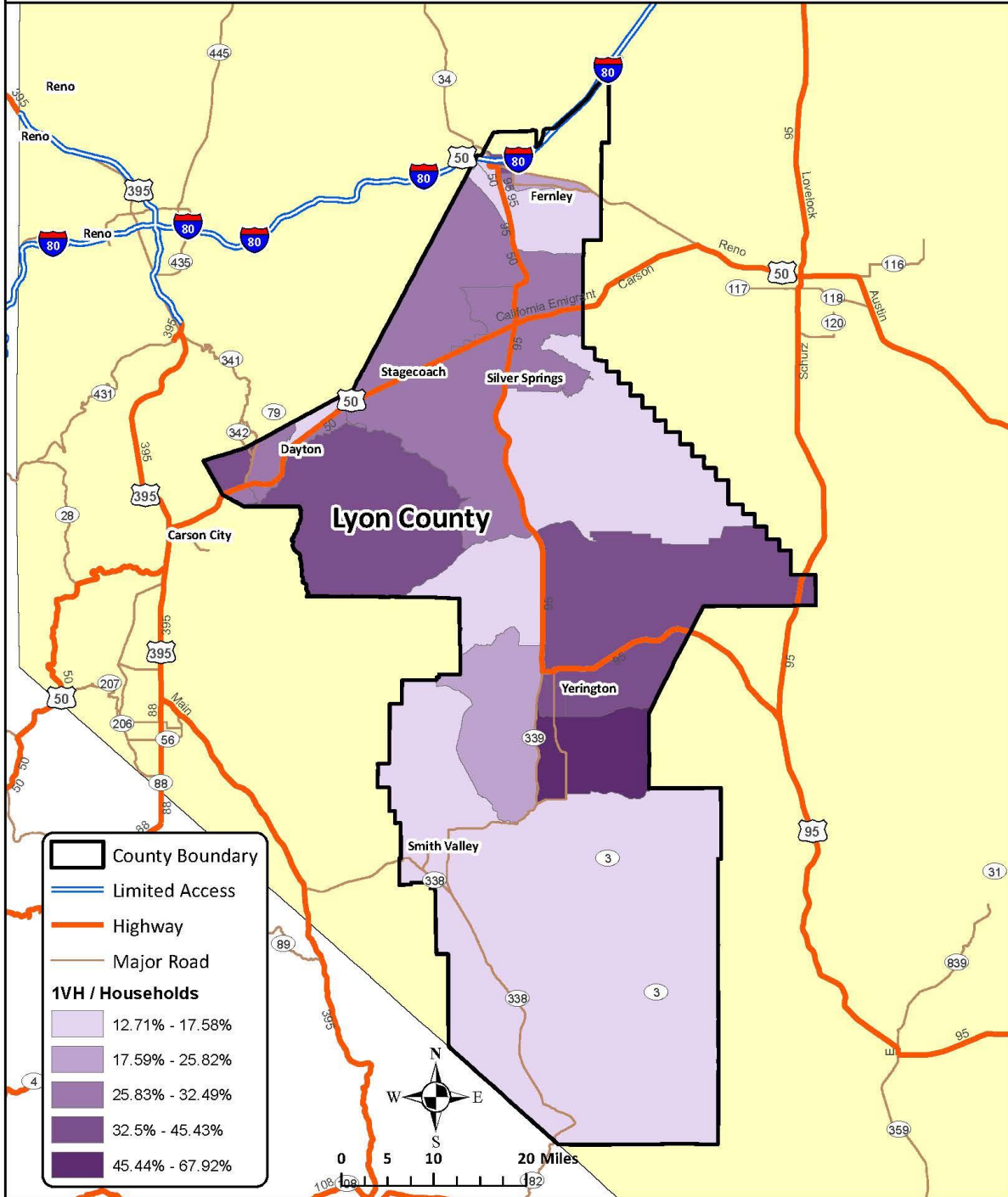
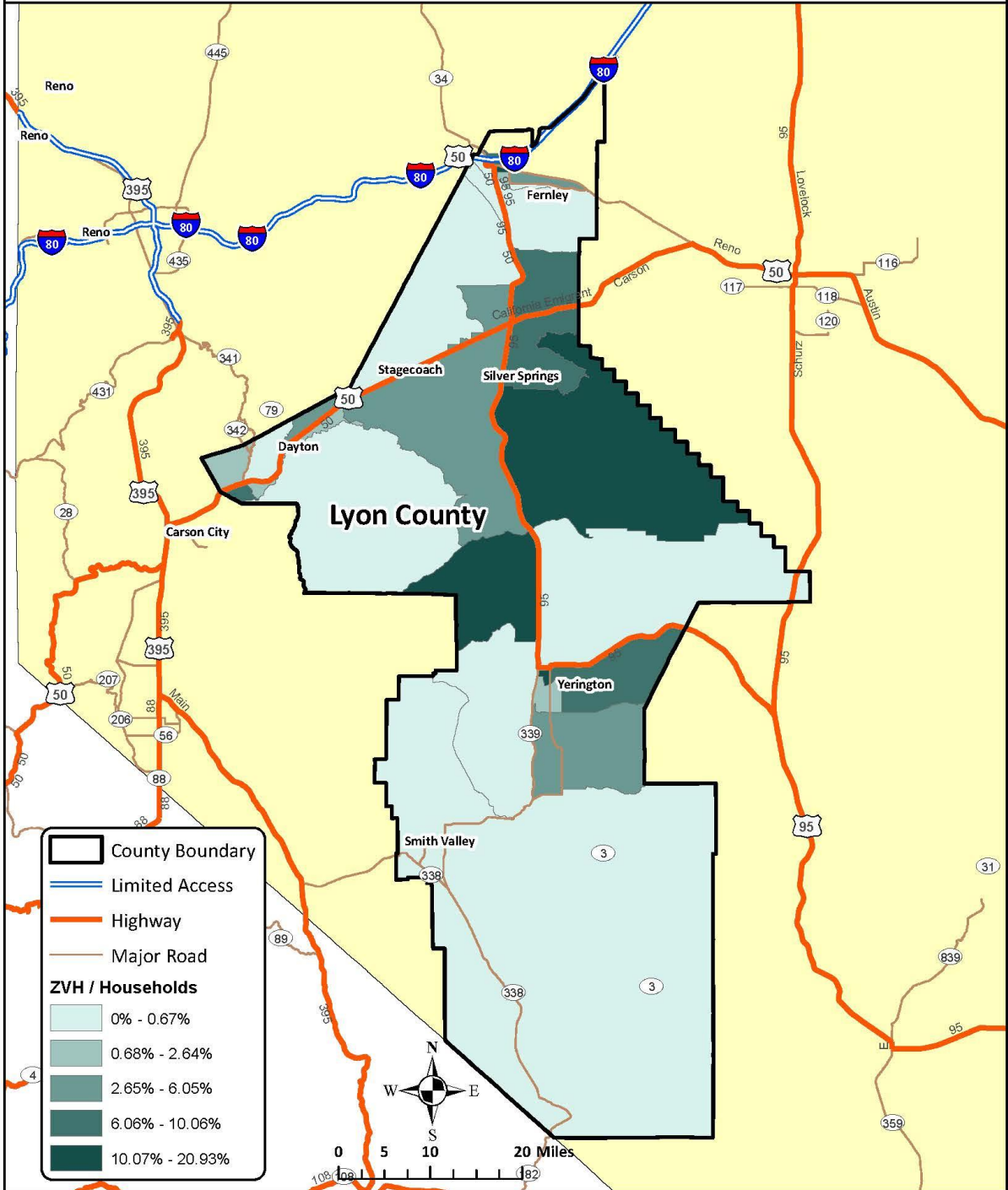


Exhibit 70: Lyon County Percent Zero Vehicle Households (ZVH)

NDOT
Coordinated
HSTP



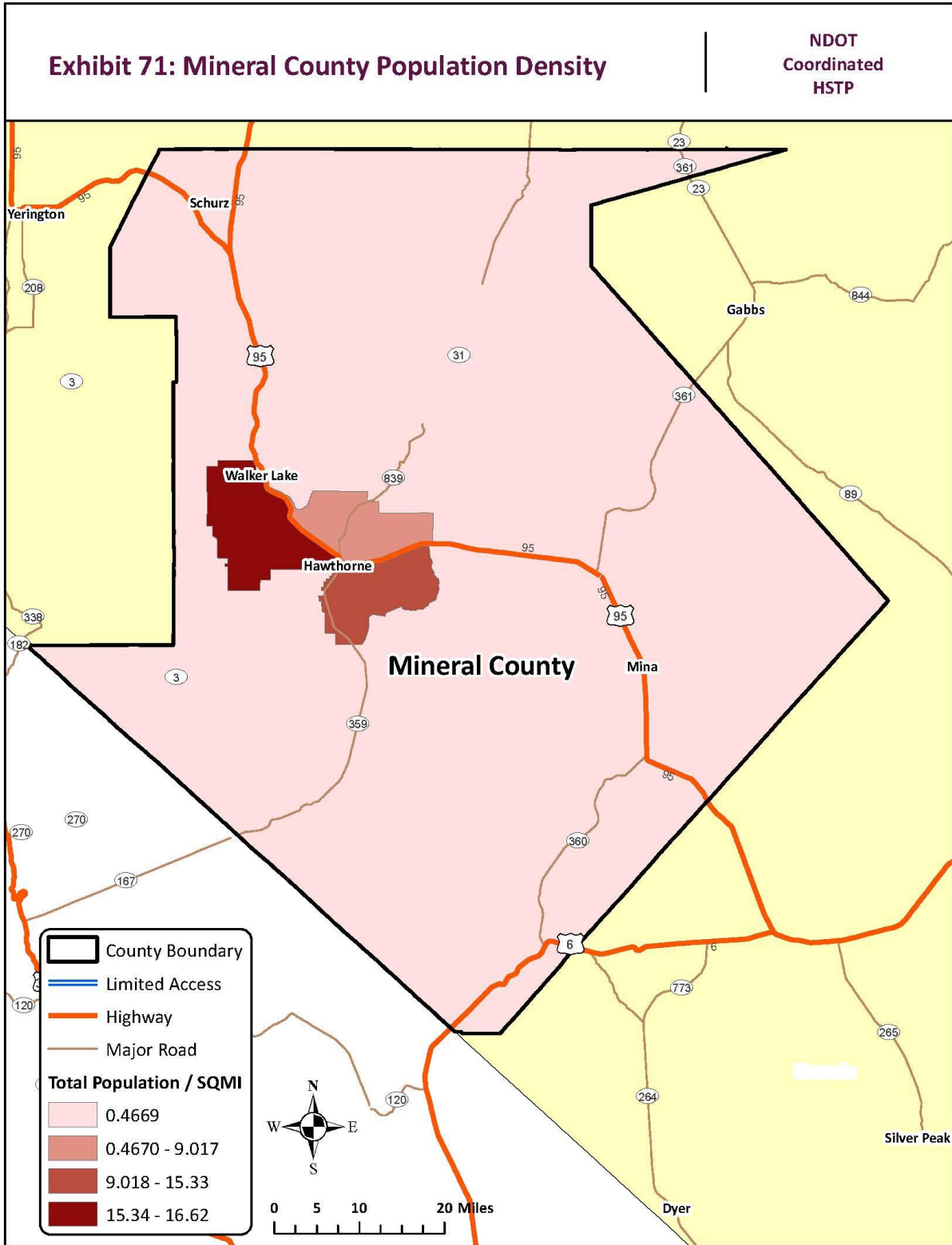


Exhibit 72: Mineral County Percent Population 65 and Over

NDOT
Coordinated
HSTP

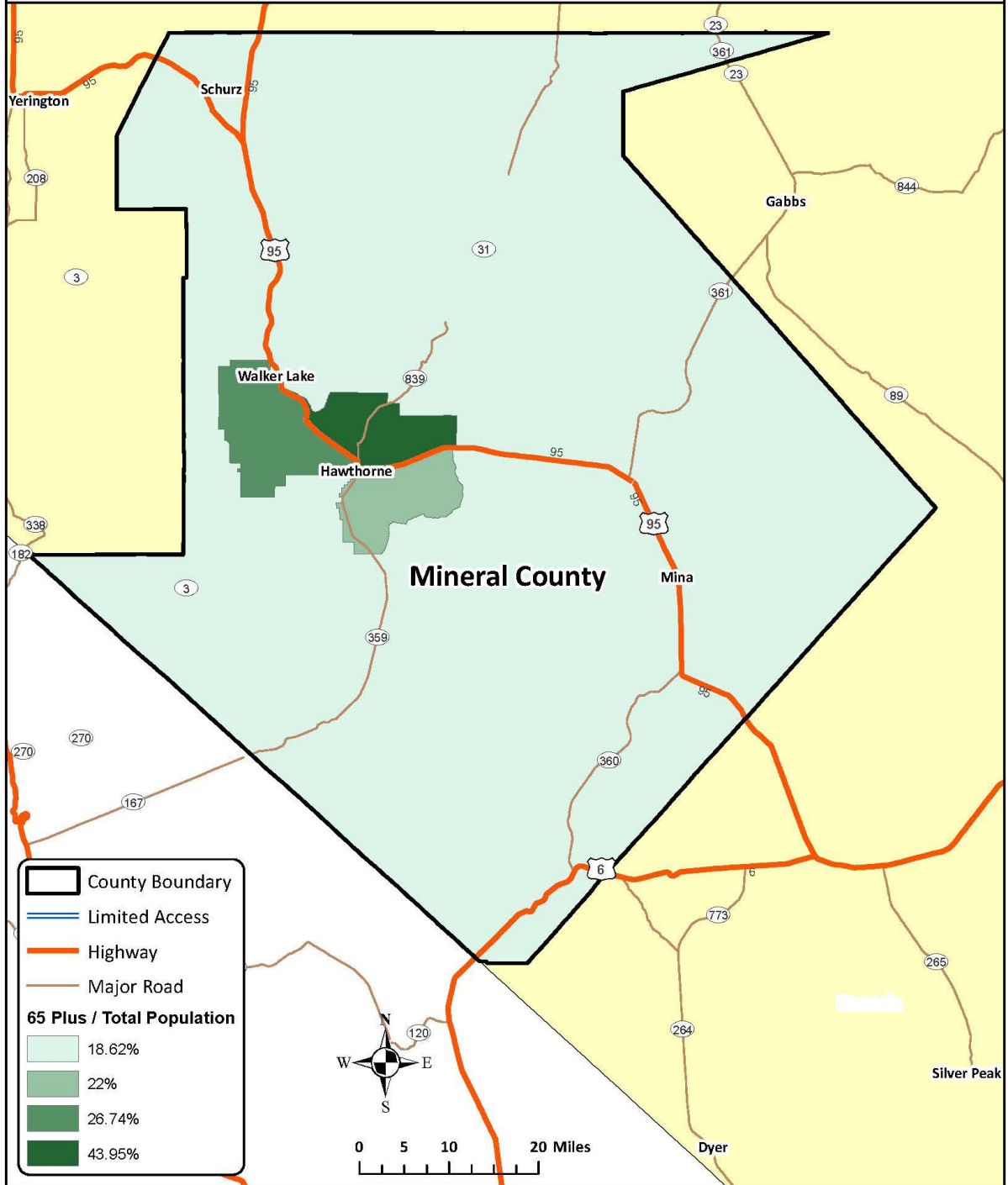


Exhibit 73: Mineral County Percent Minority Population

NDOT
Coordinated
HSTP

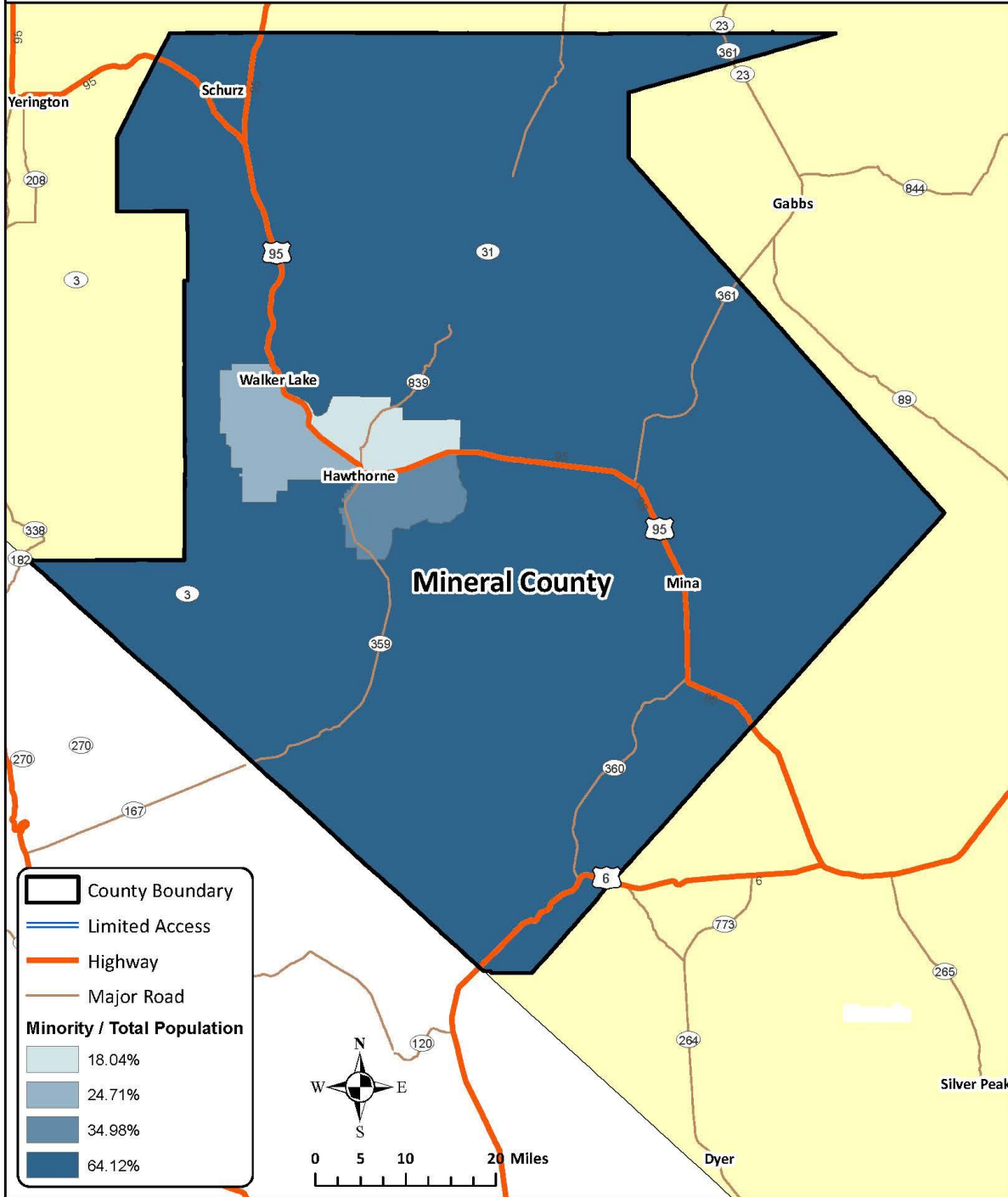


Exhibit 74: Mineral County Percent Veteran Population

NDOT
Coordinated
HSTP

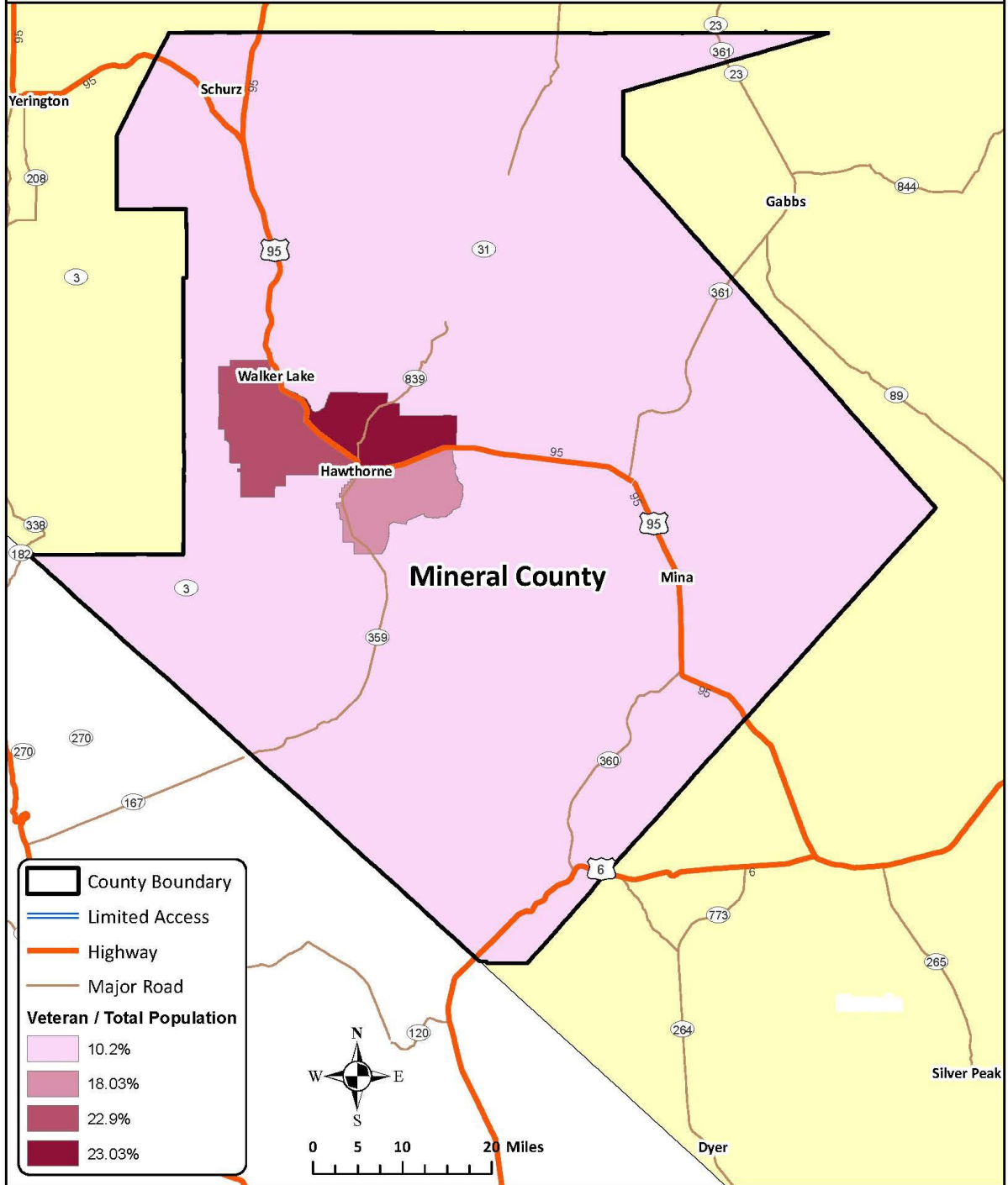


Exhibit 75: Mineral County Percent Below Poverty

NDOT
Coordinated
HSTP

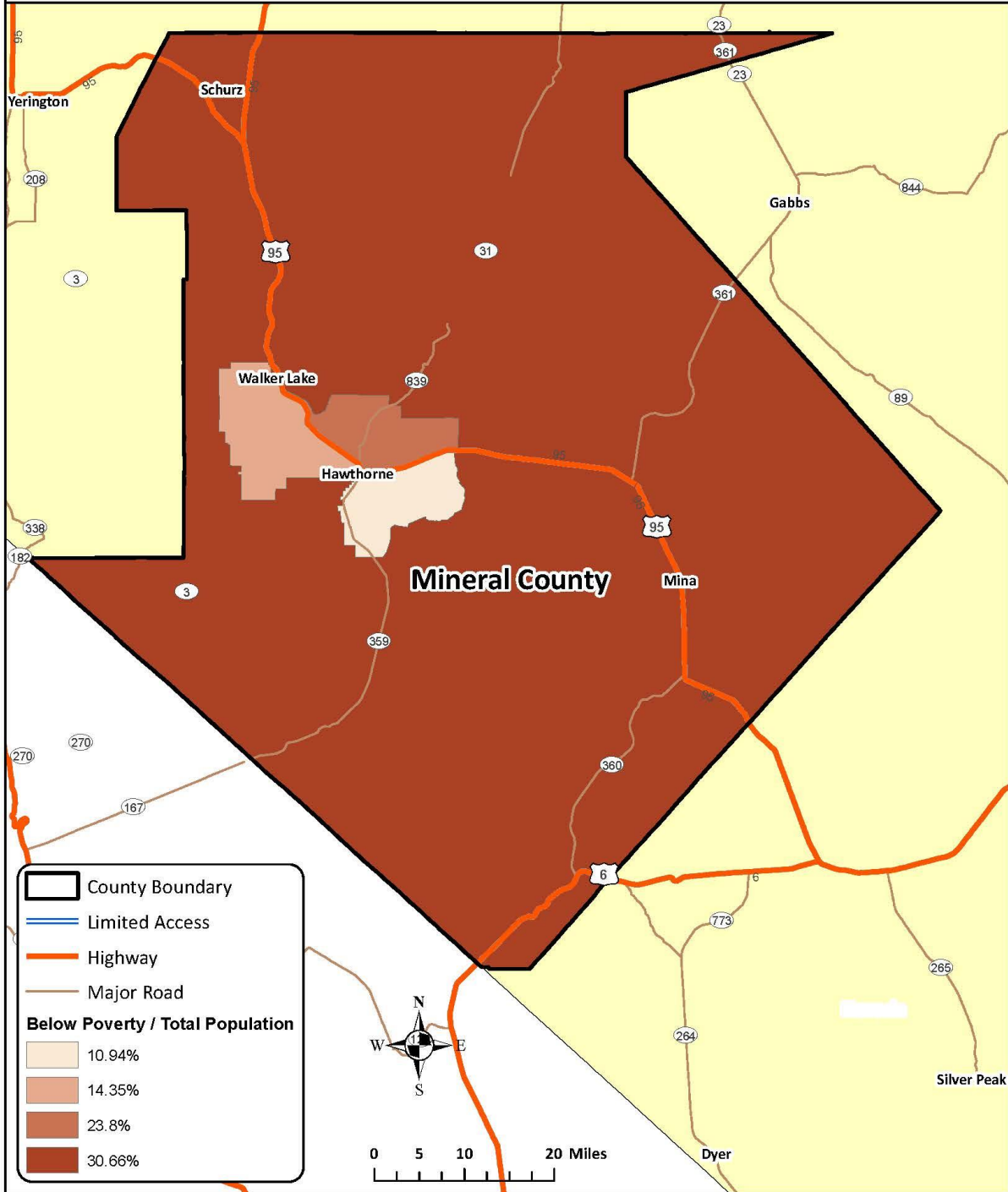


Exhibit 76: Mineral County Percent One Vehicle Households (1VH)

NDOT
Coordinated
HSTP

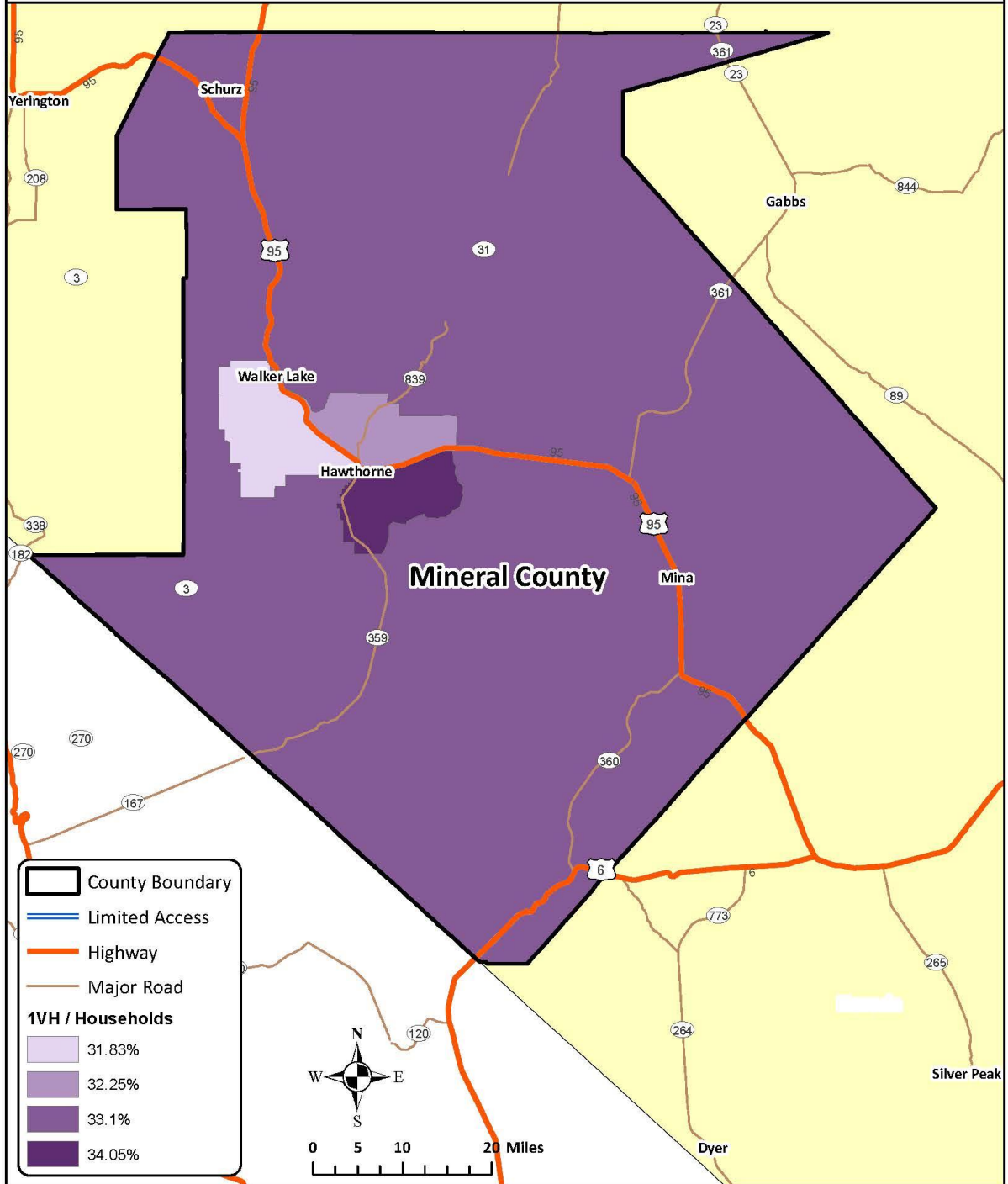
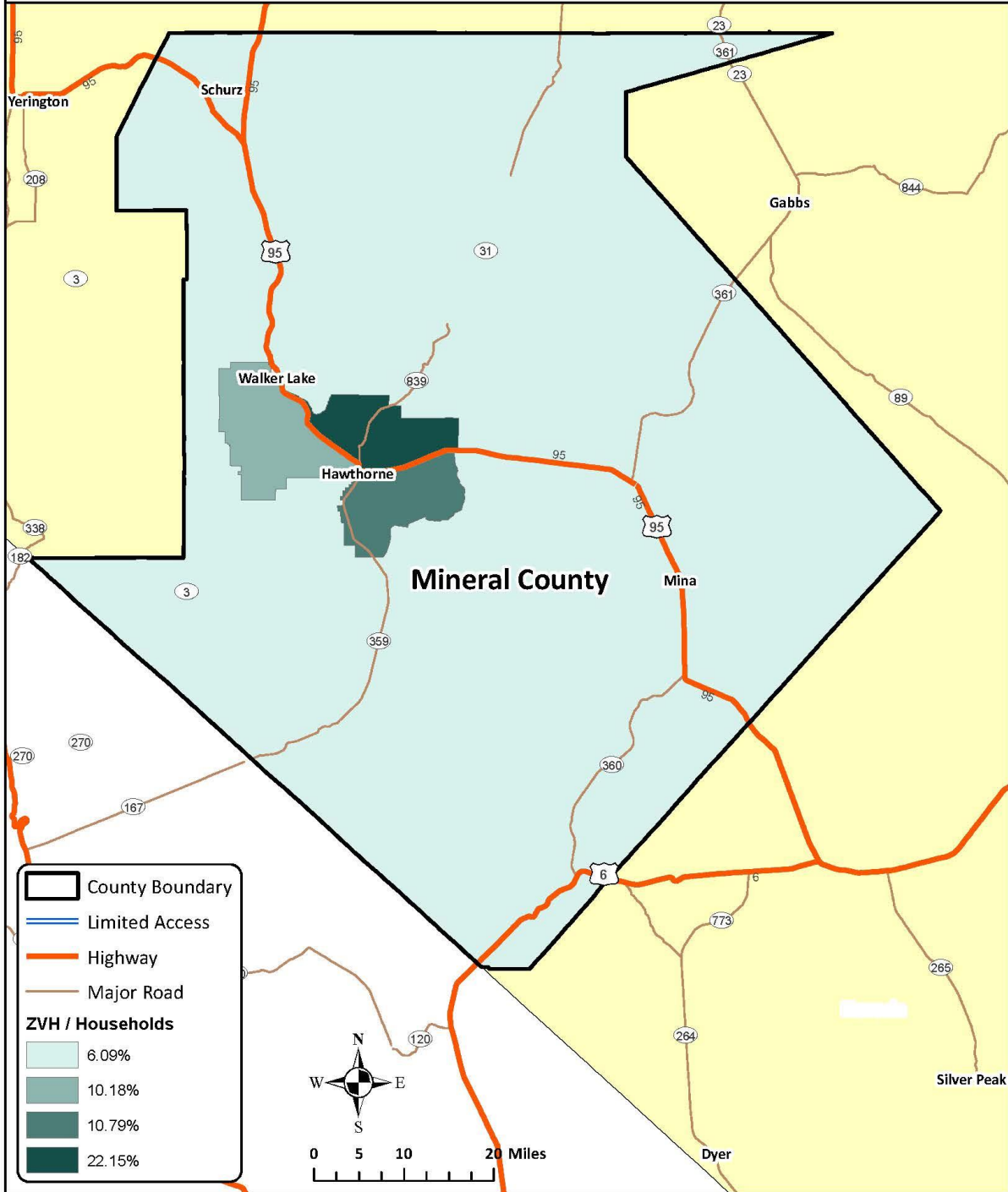


Exhibit 77: Mineral County Percent Zero Vehicle Households (ZVH)

NDOT
Coordinated
HSTP



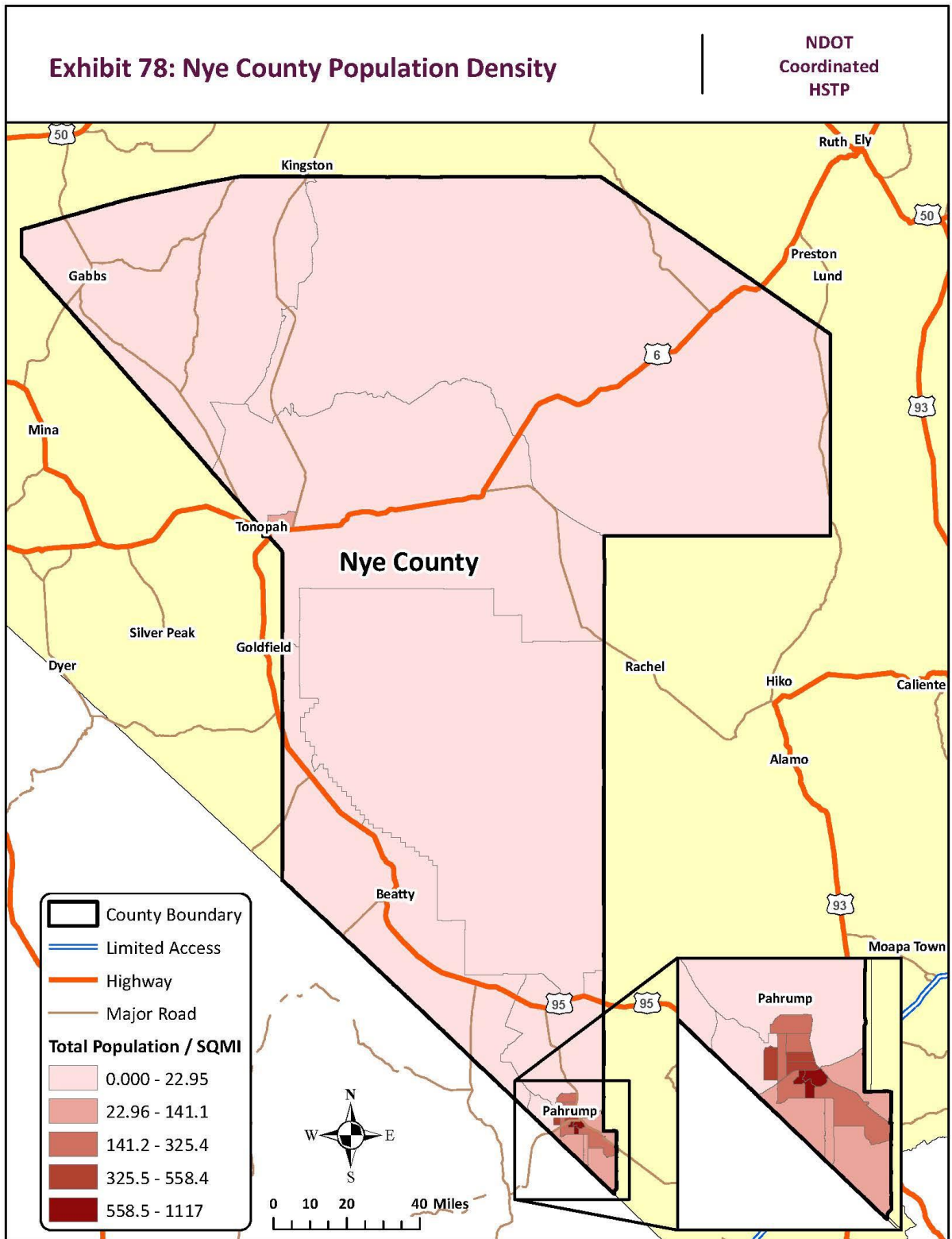


Exhibit 79: Nye County Percent Population 65 and Over

NDOT
Coordinated
HSTP

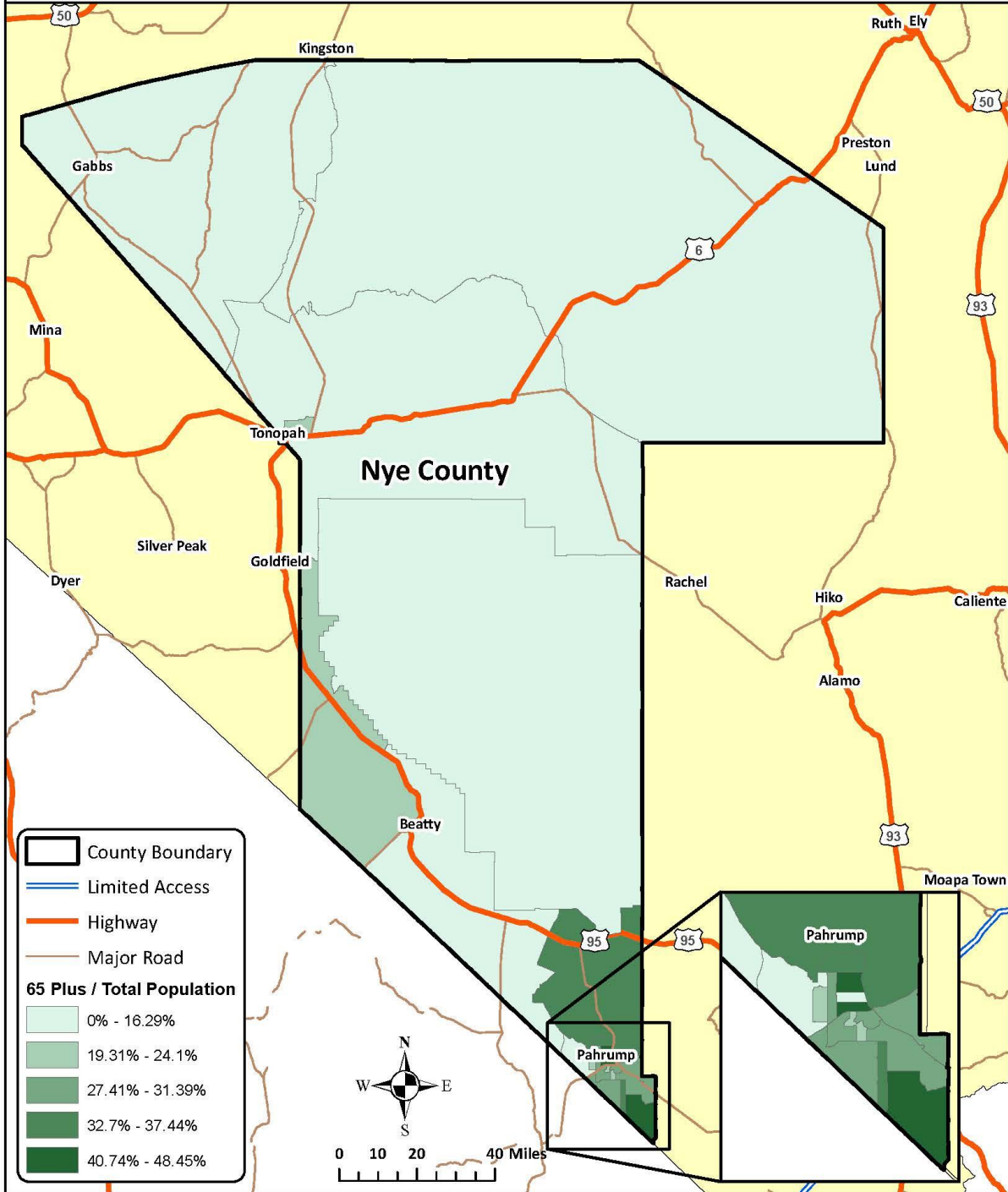


Exhibit 80: Nye County Percent Minority Population

NDOT
Coordinated
HSTP

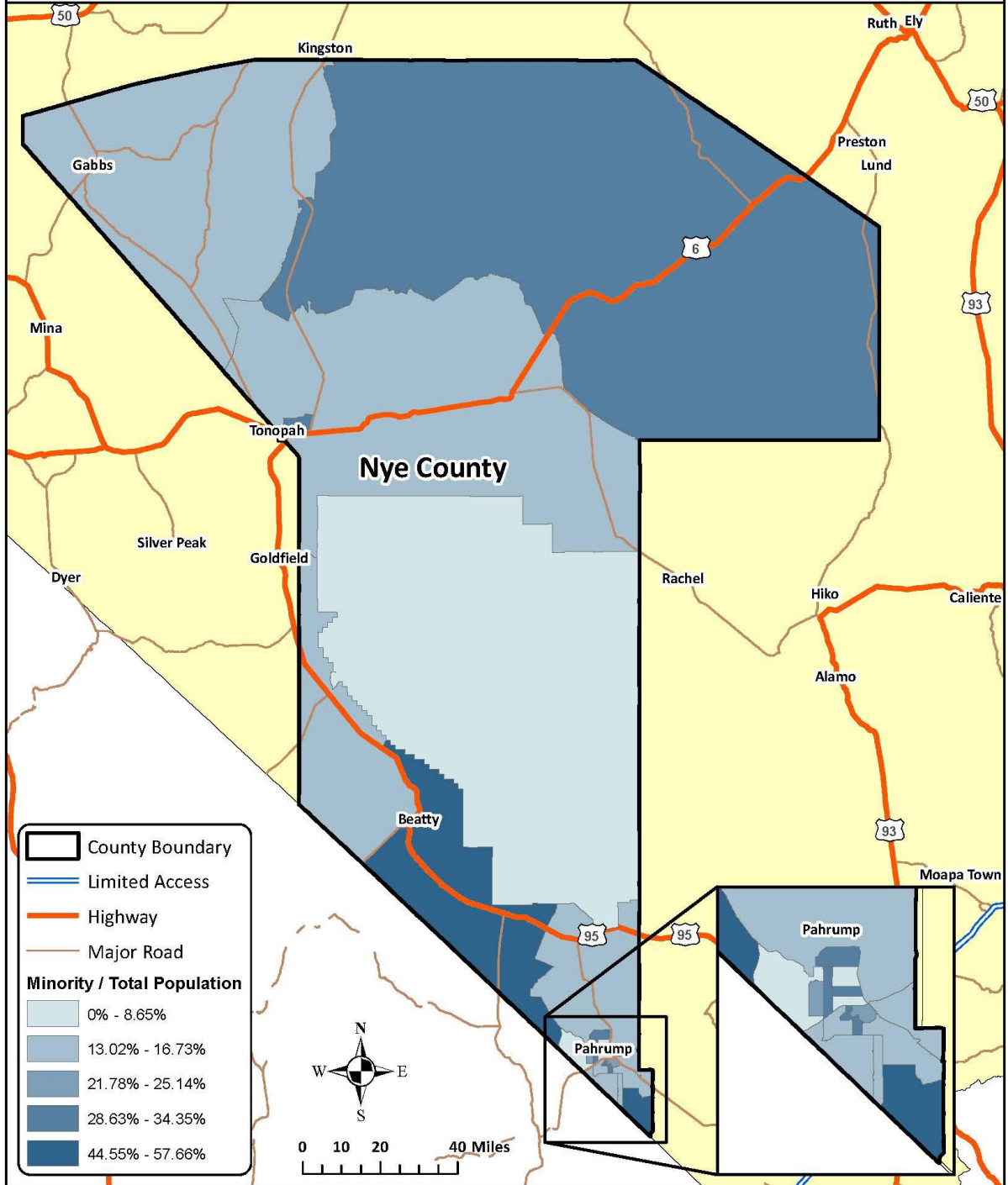


Exhibit 81: Nye County Percent Veteran Population

NDOT
Coordinated
HSTP

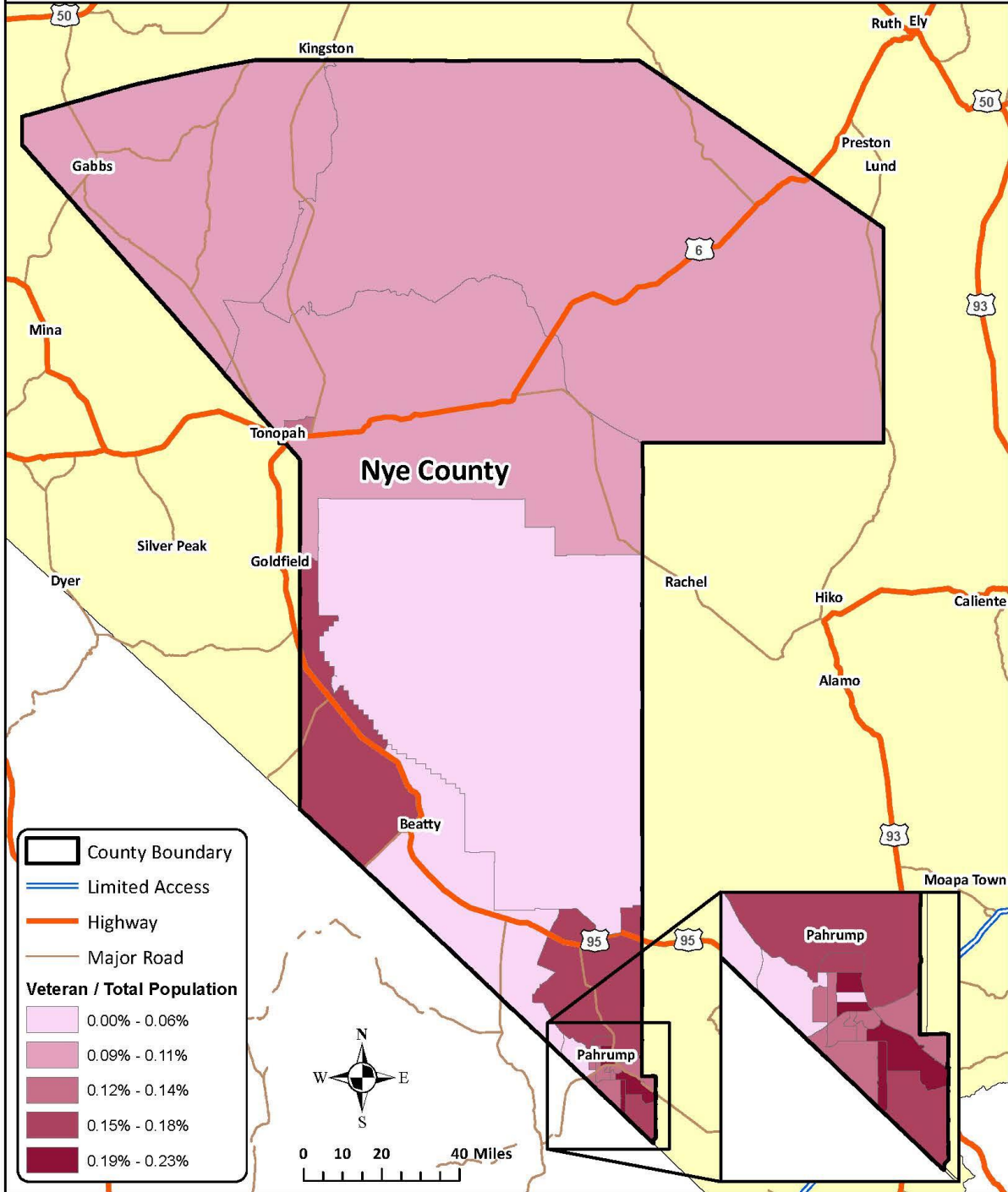


Exhibit 82: Nye County Percent Below Poverty

NDOT
Coordinated
HSTP

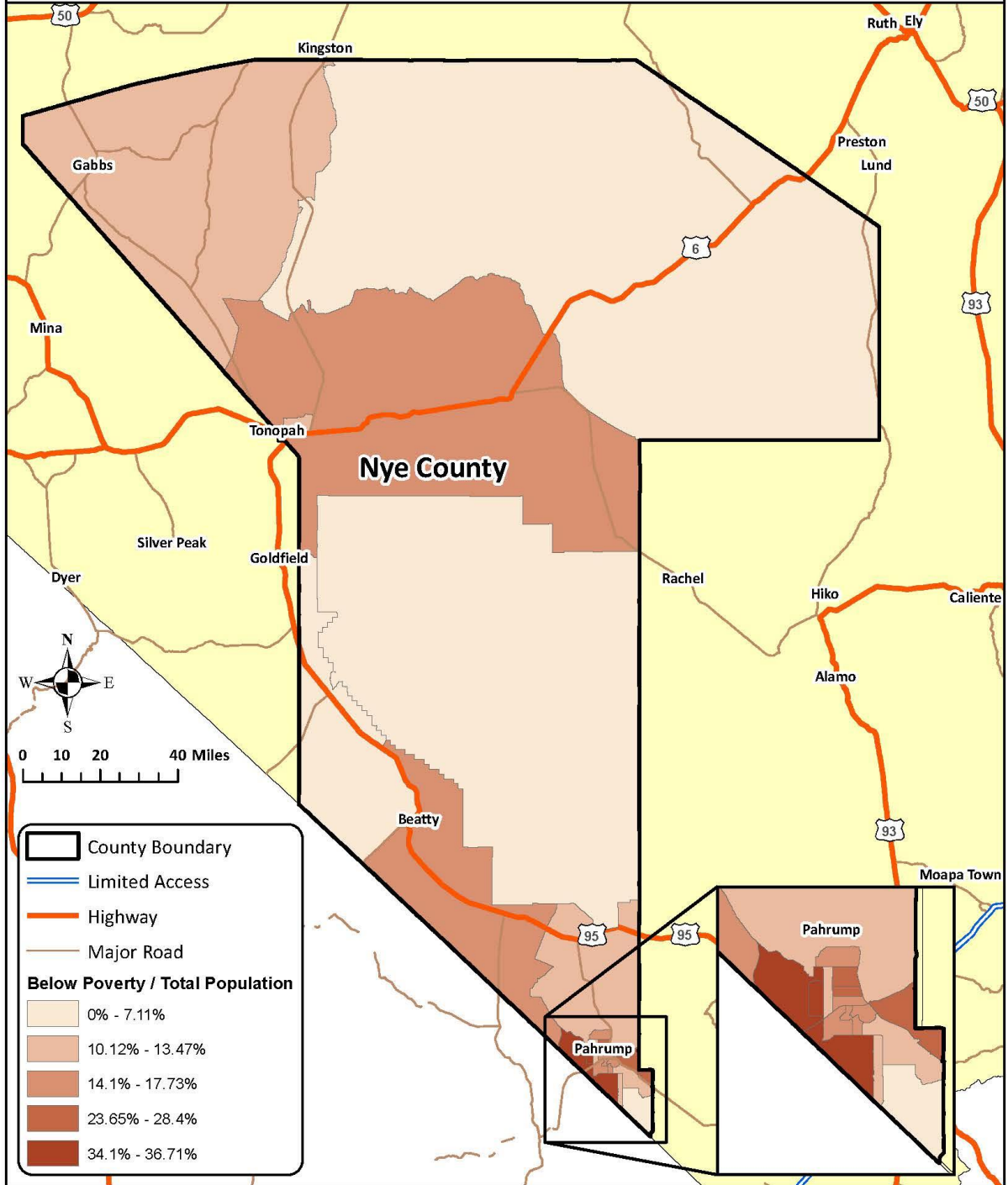


Exhibit 83: Nye County Percent One Vehicle Households (1VH)

NDOT
Coordinated
HSTP

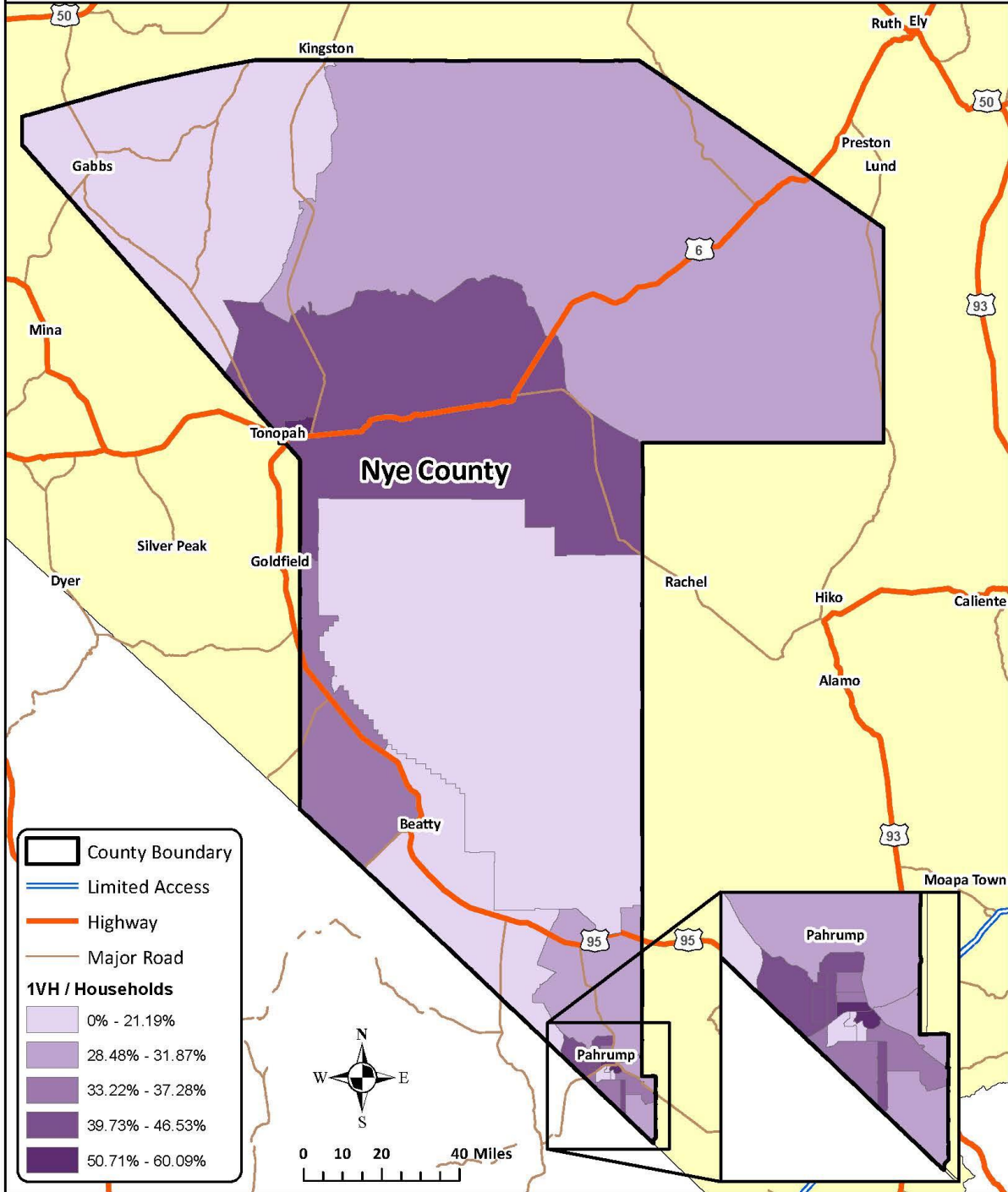
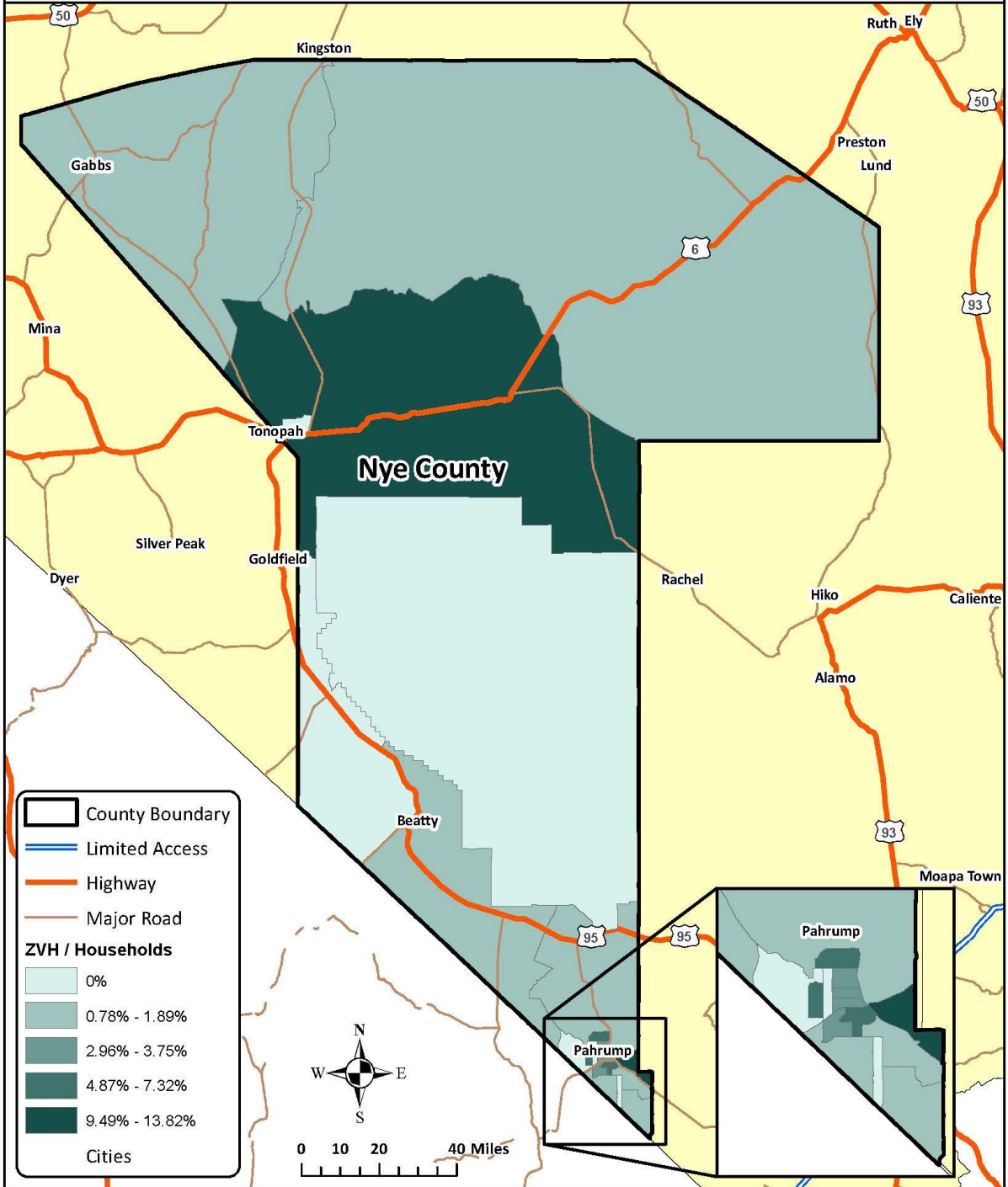


Exhibit 84: Nye County Percent Zero Vehicle Households (ZVH)

NDOT
Coordinated
HSTP



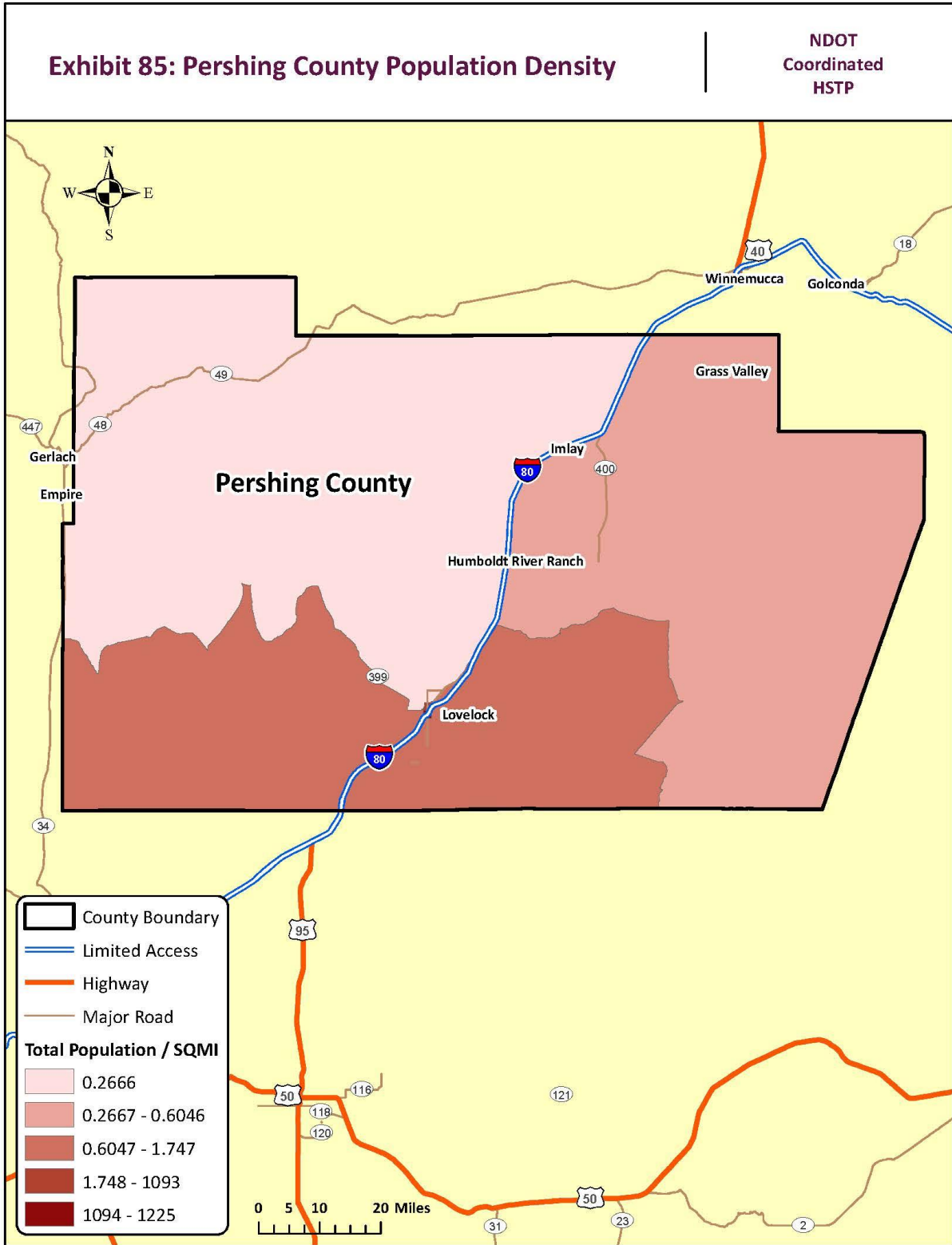


Exhibit 86: Pershing County Percent Population 65 and Over

NDOT
Coordinated
HSTP

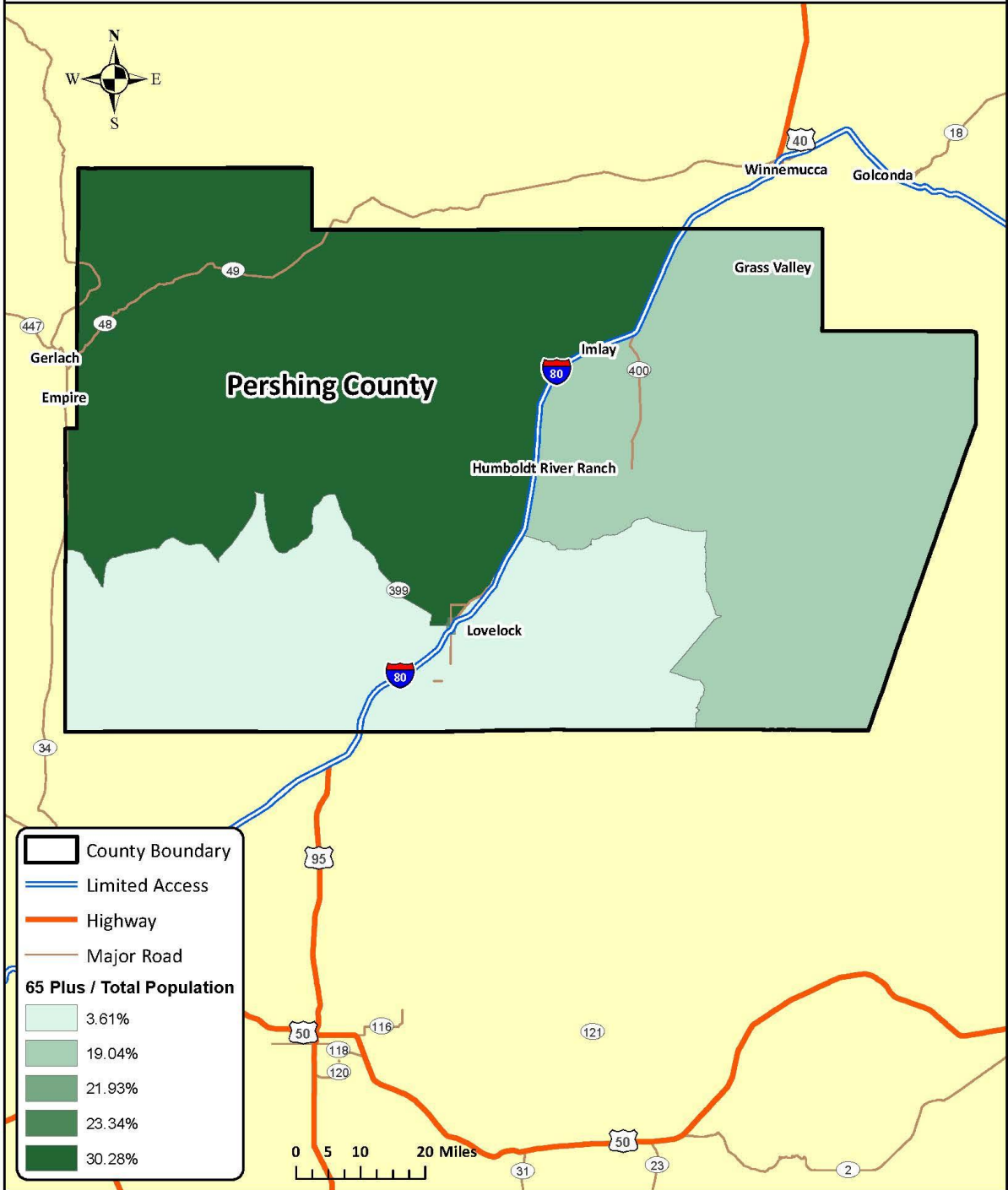


Exhibit 87: Pershing County Percent Minority Population

NDOT
Coordinated
HSTP

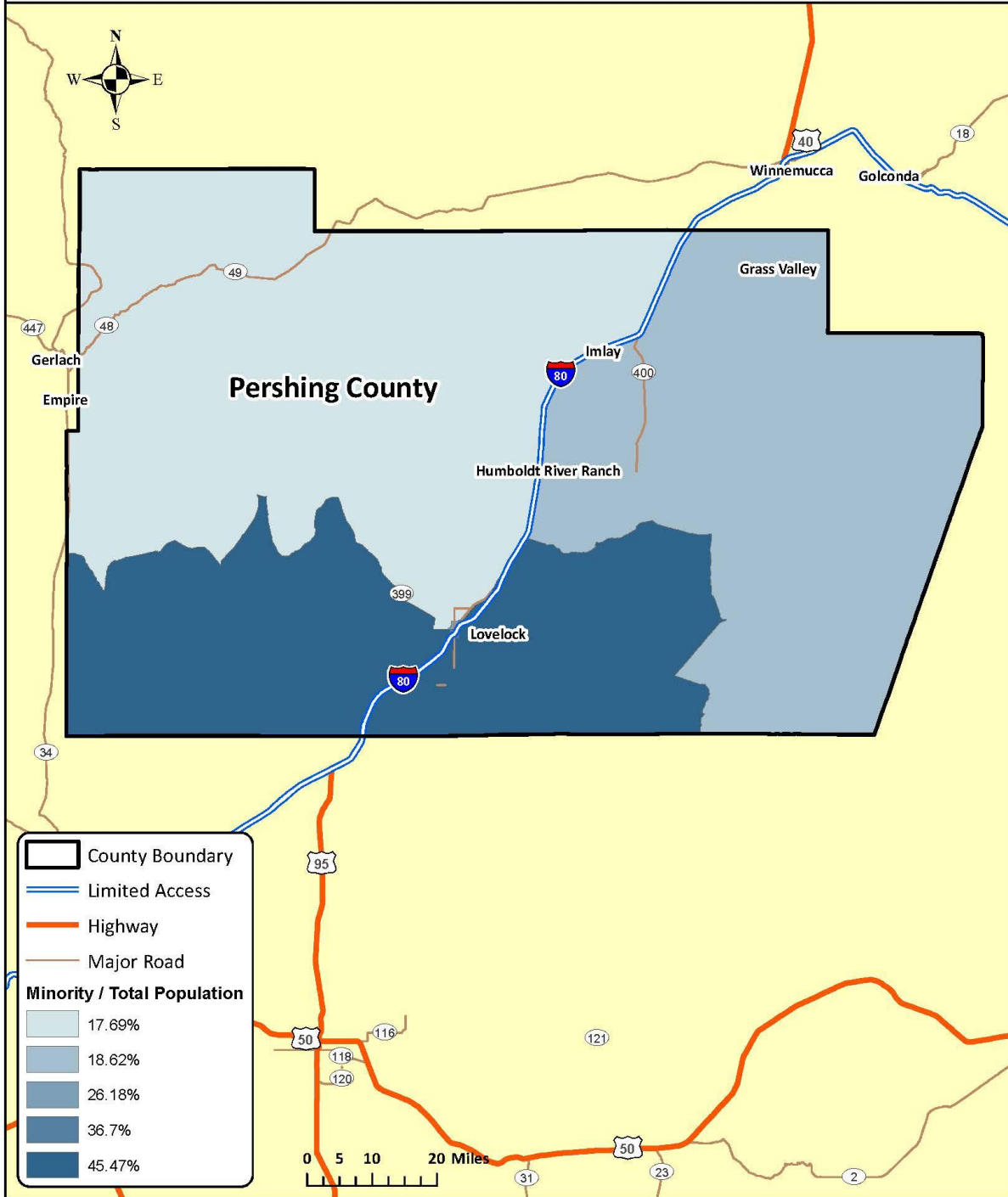


Exhibit 88: Pershing County Percent Veteran Population

NDOT
Coordinated
HSTP

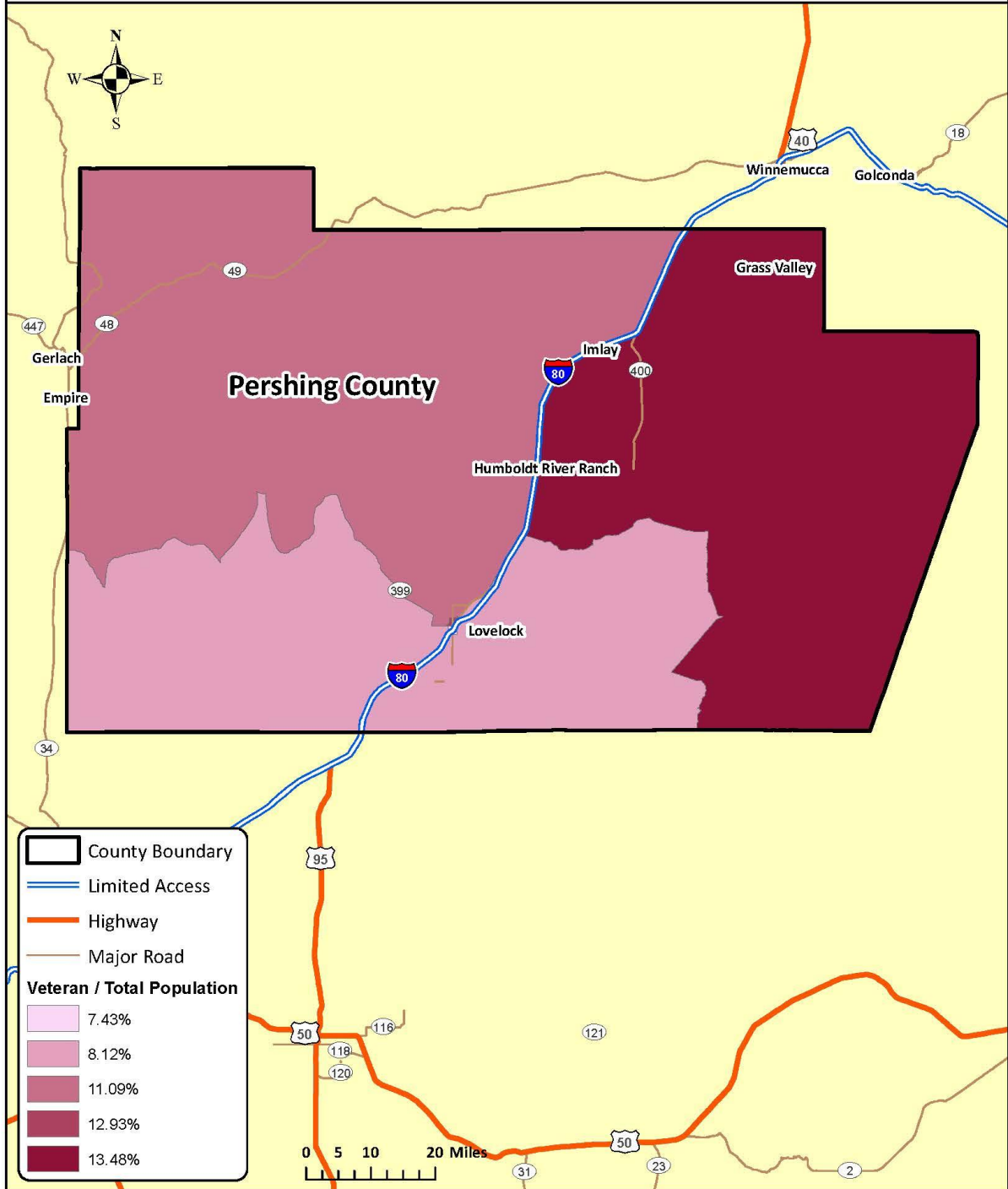


Exhibit 89: Pershing County Percent Below Poverty

NDOT
Coordinated
HSTP

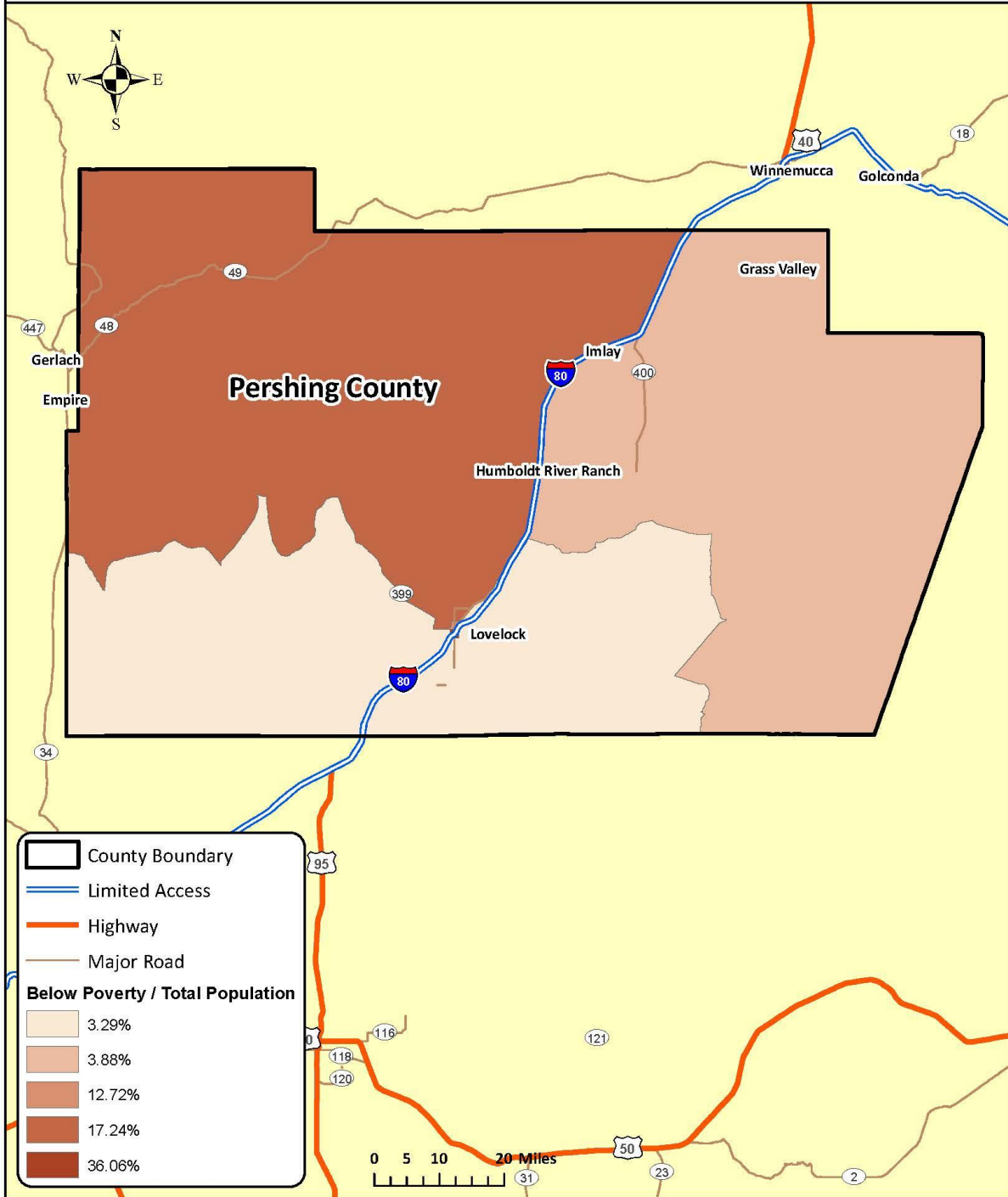


Exhibit 90: Pershing County Percent One Vehicle Households (1VH)

NDOT
Coordinated
HSTP

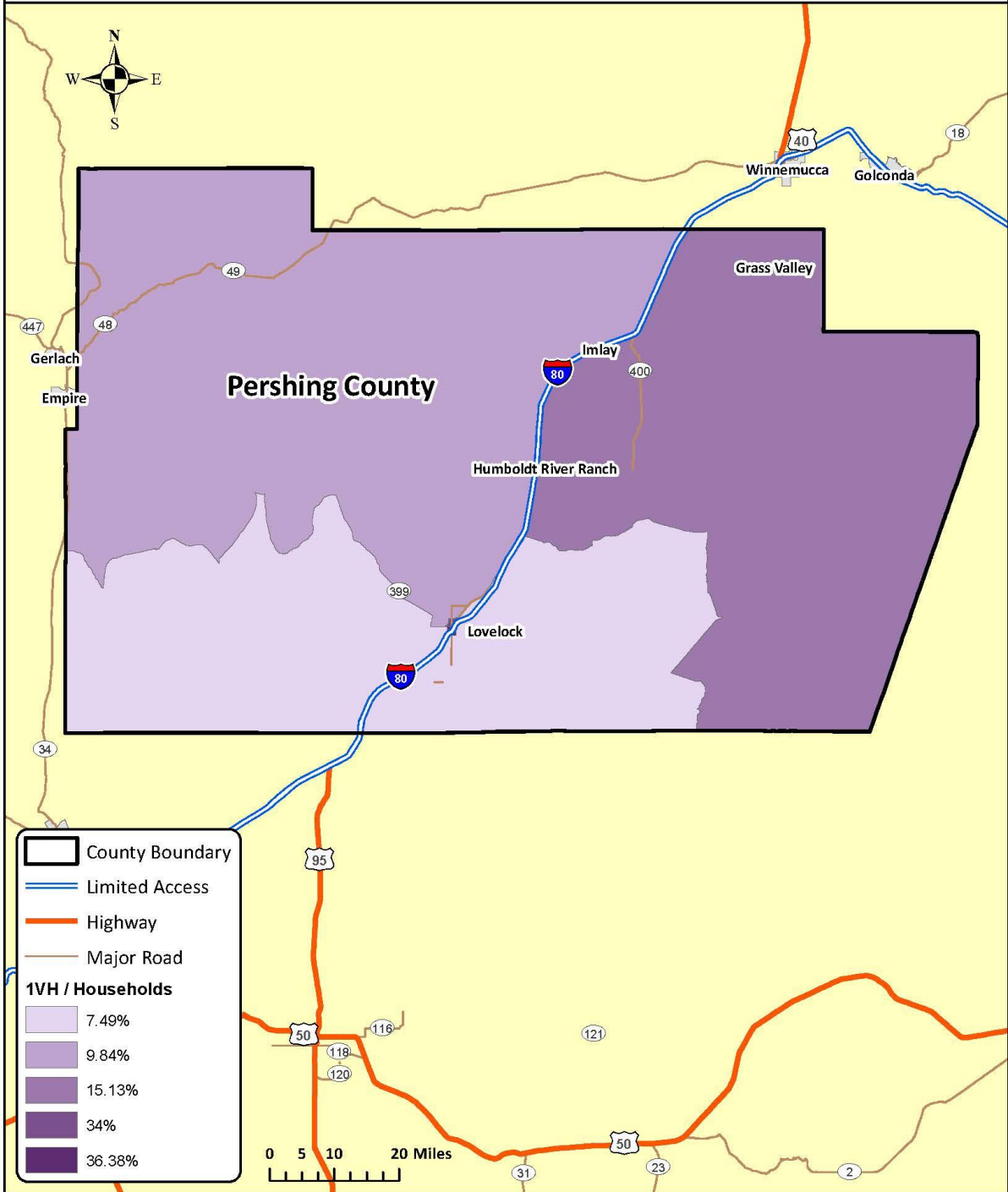
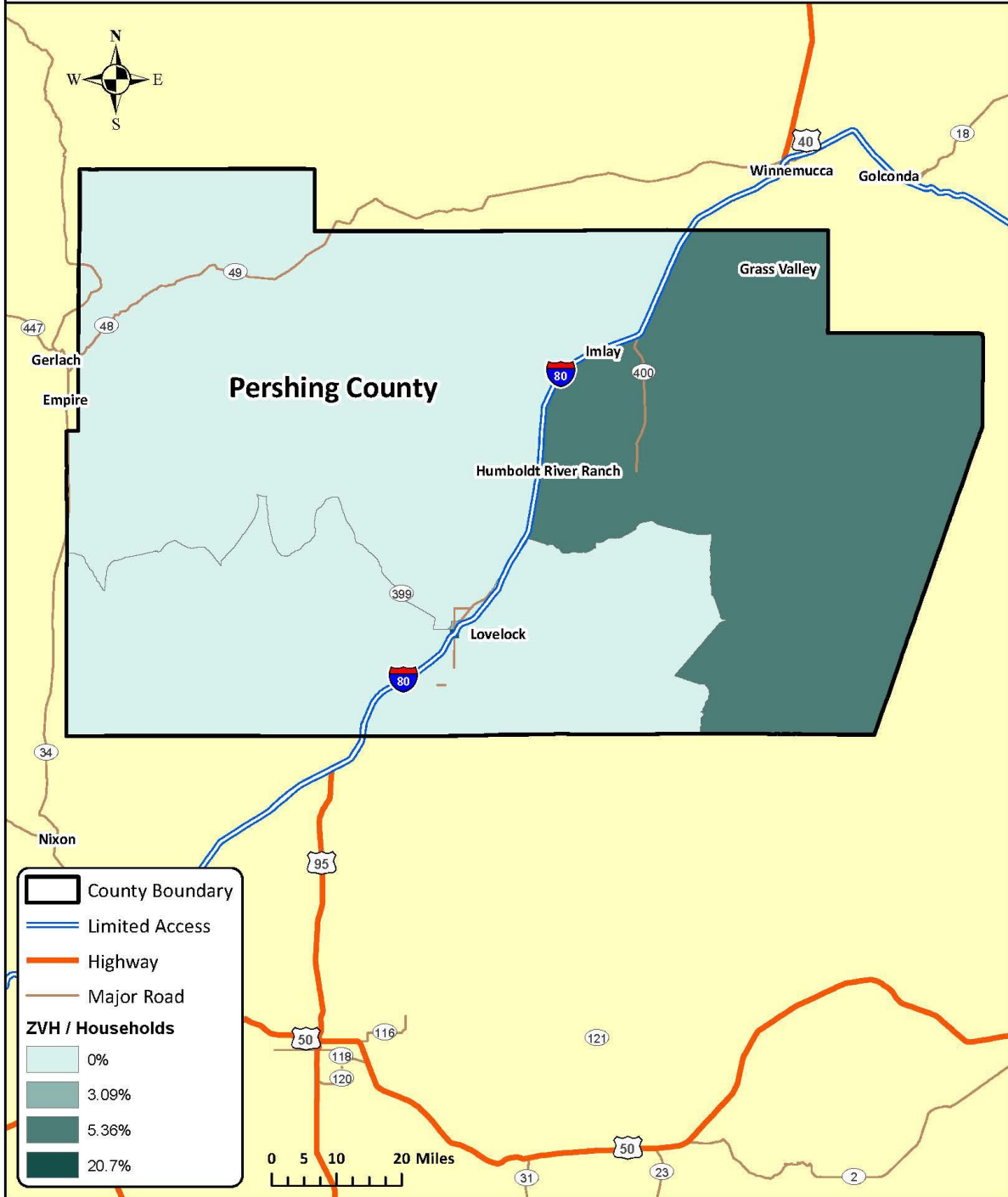


Exhibit 91: Pershing County Percent Zero Vehicle Households (ZVH)

NDOT
Coordinated
HSTP



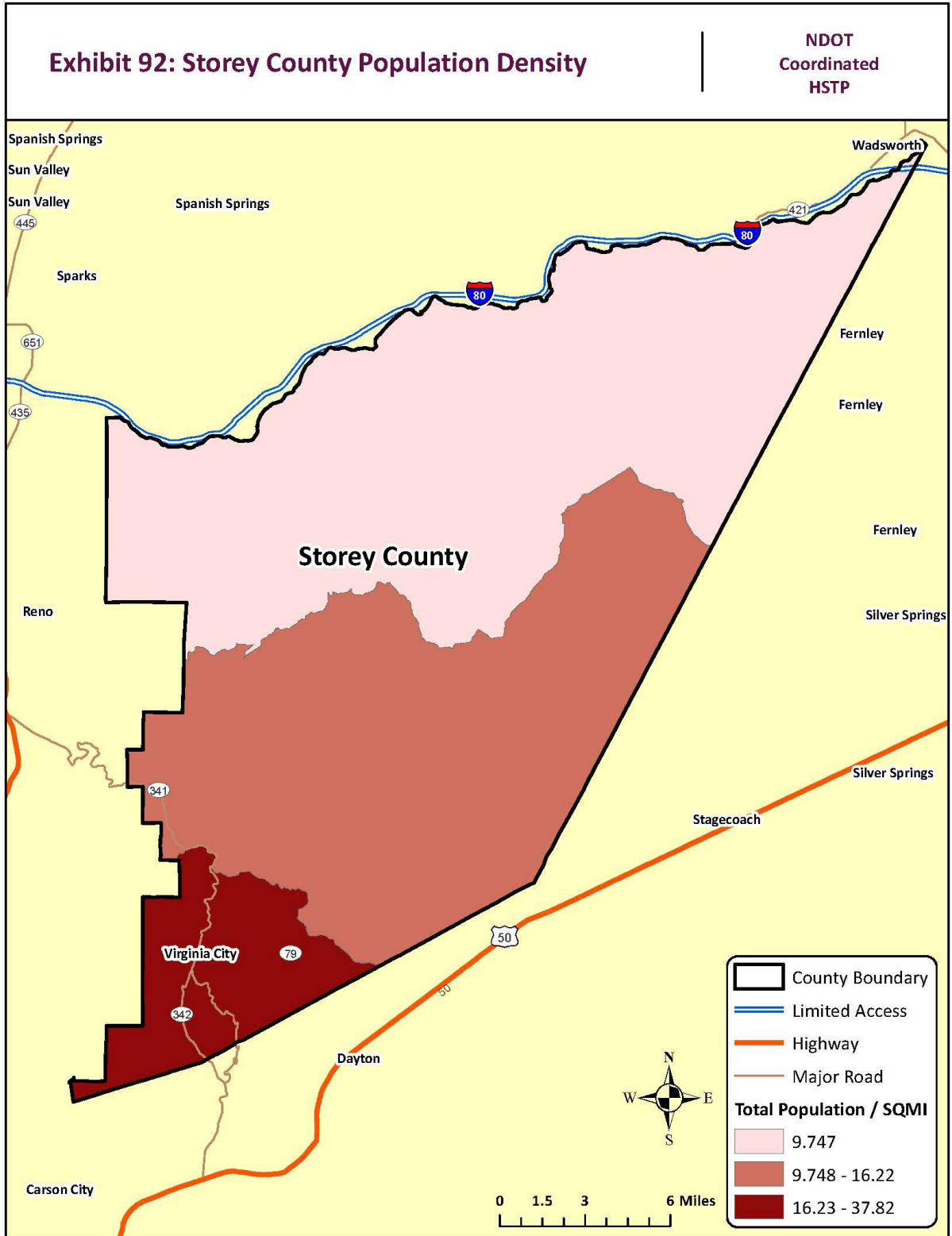


Exhibit 93: Storey County Percent Population 65 and Over

NDOT
Coordinated
HSTP

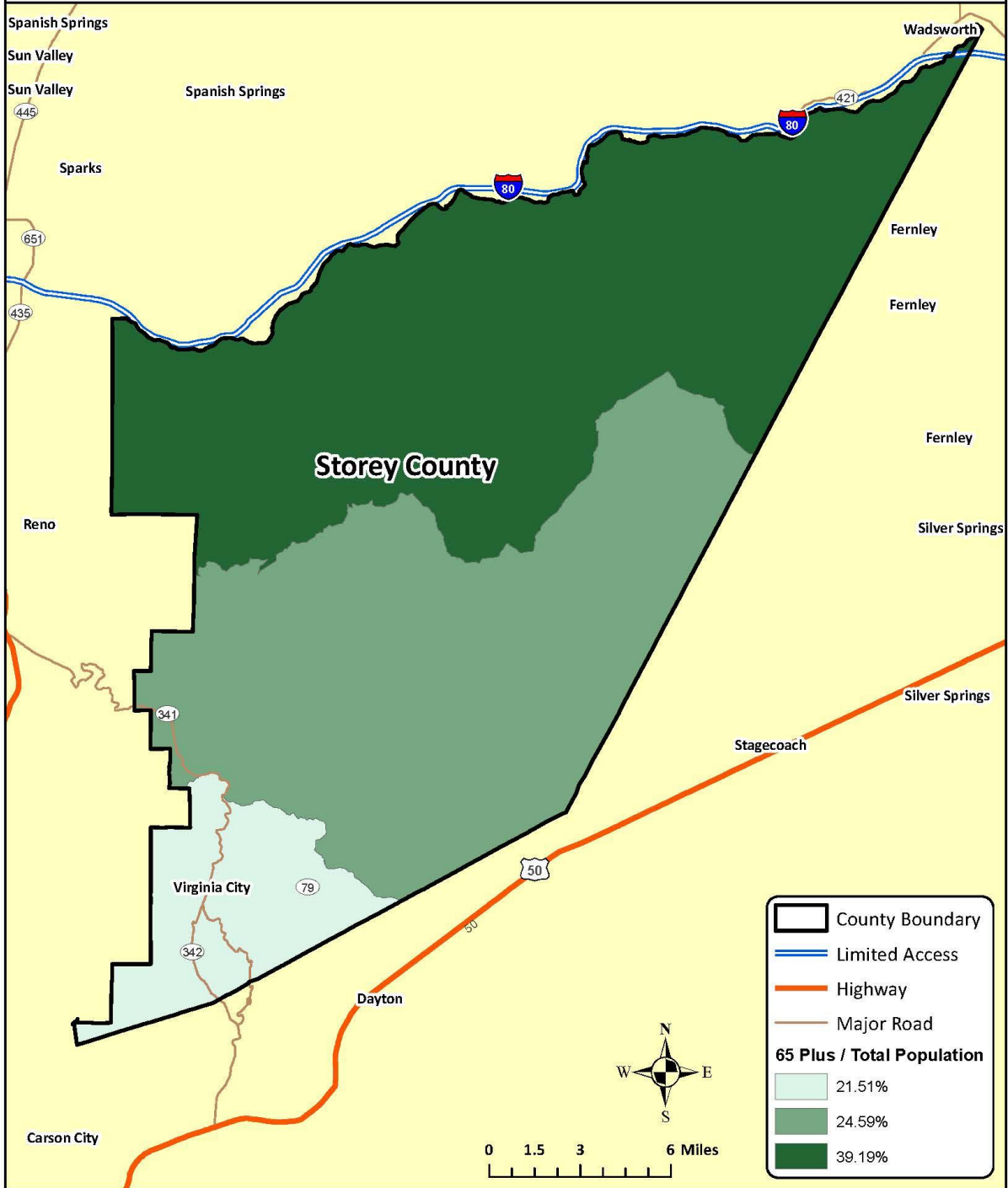


Exhibit 94: Storey County Percent Minority Population

NDOT
Coordinated
HSTP

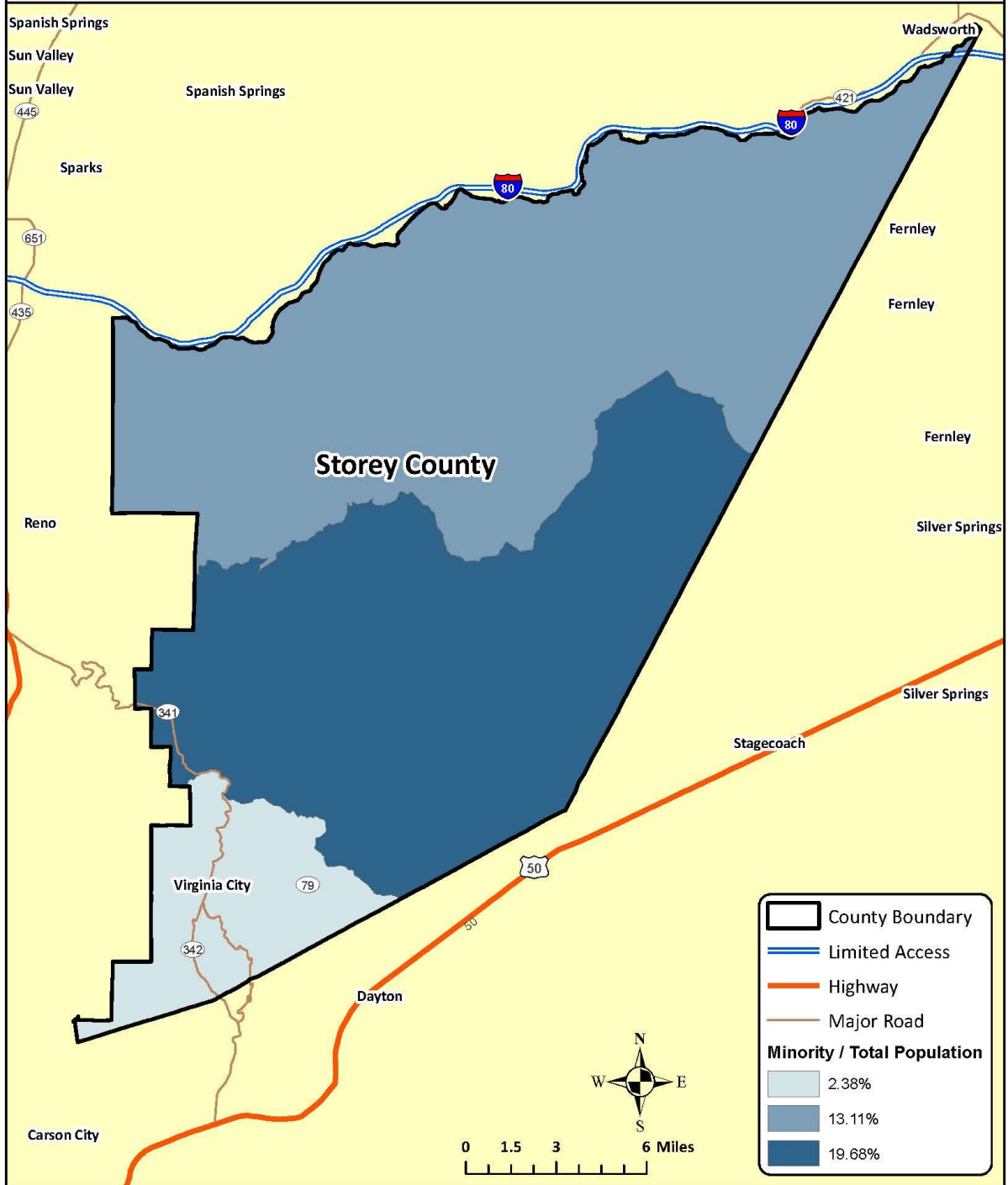


Exhibit 95: Storey County Percent Veteran Population

NDOT
Coordinated
HSTP

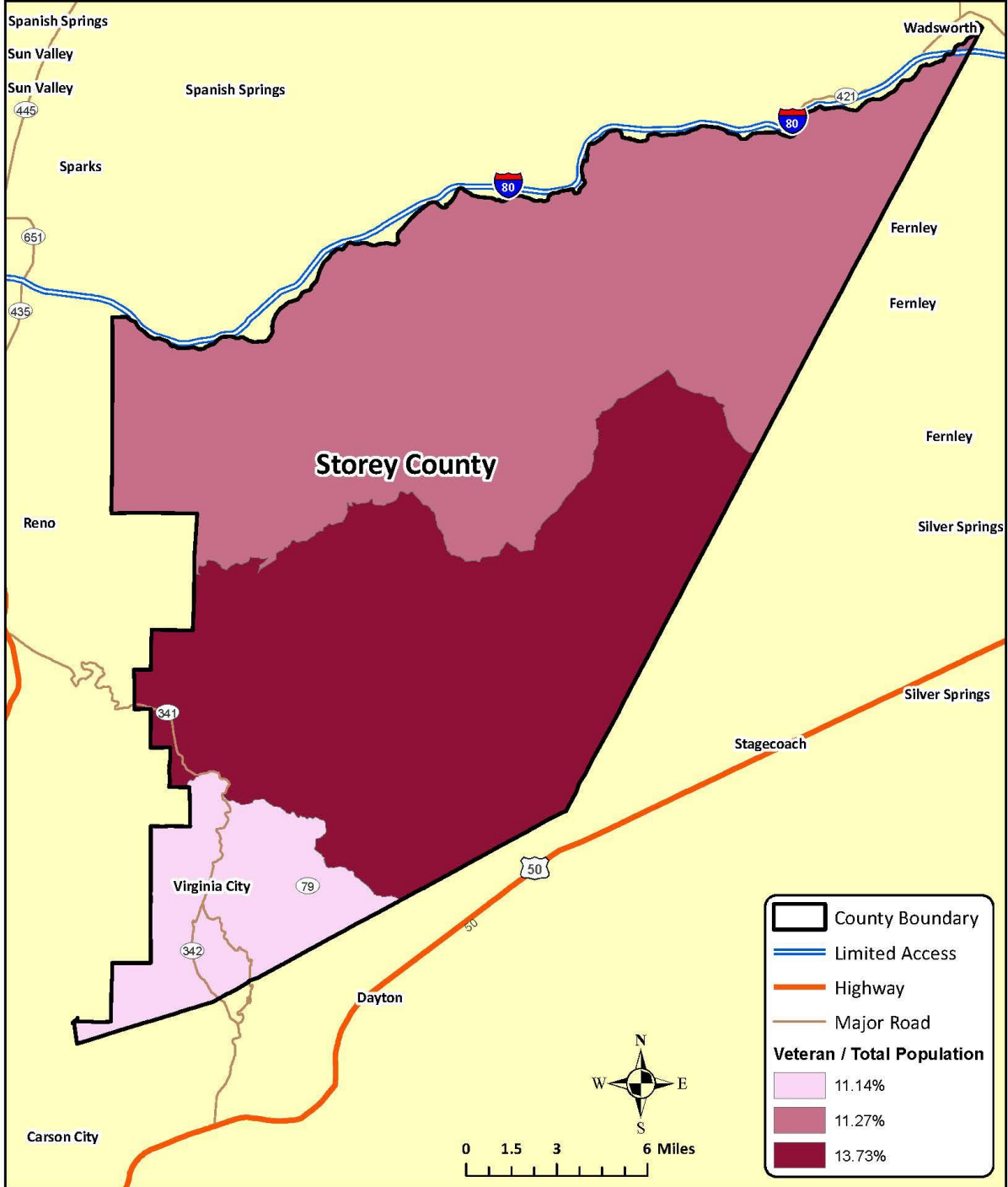


Exhibit 96: Storey County Percent Below Poverty

NDOT
Coordinated
HSTP

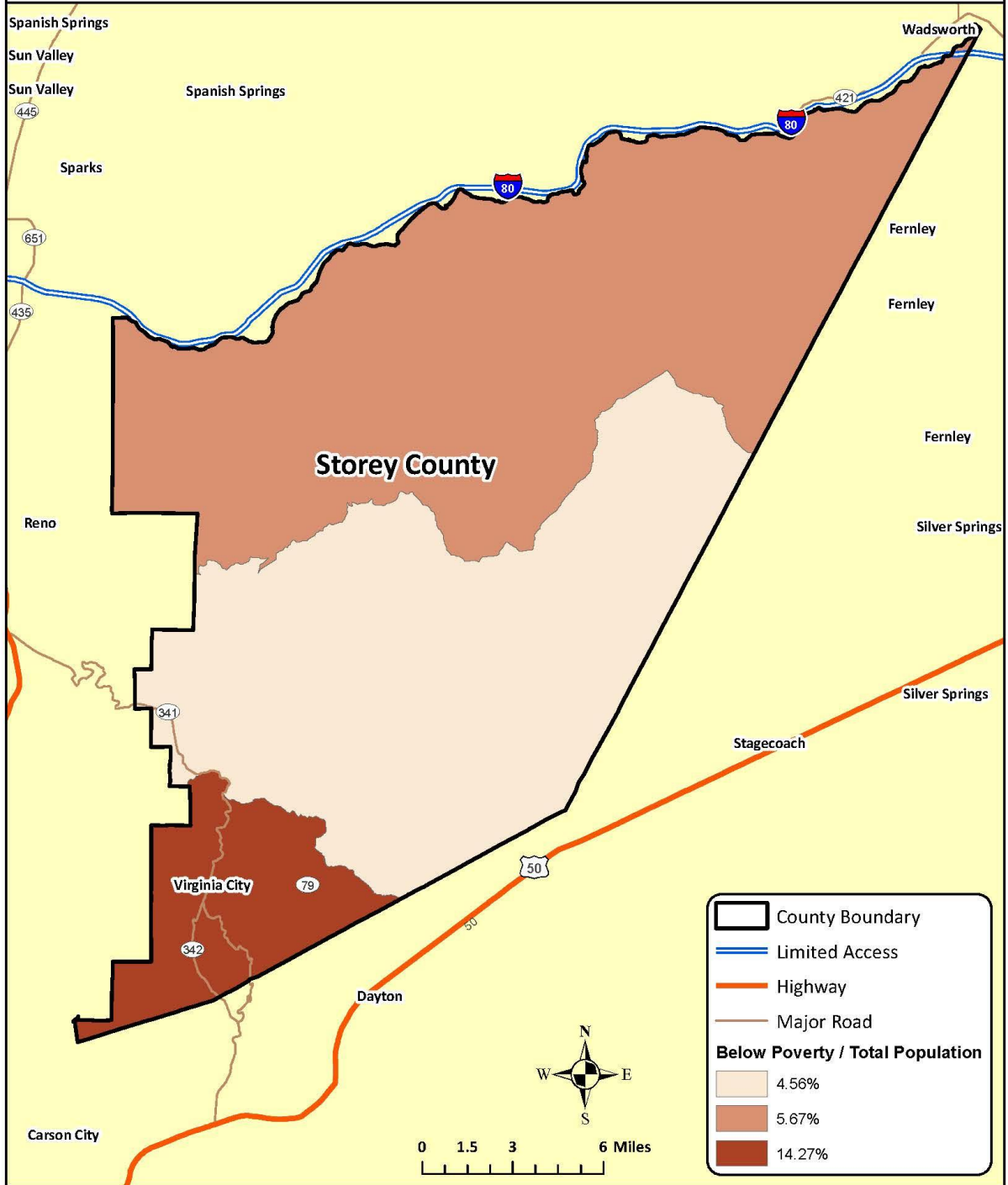


Exhibit 97: Storey County Percent One Vehicle Households (1VH)

NDOT
Coordinated
HSTP

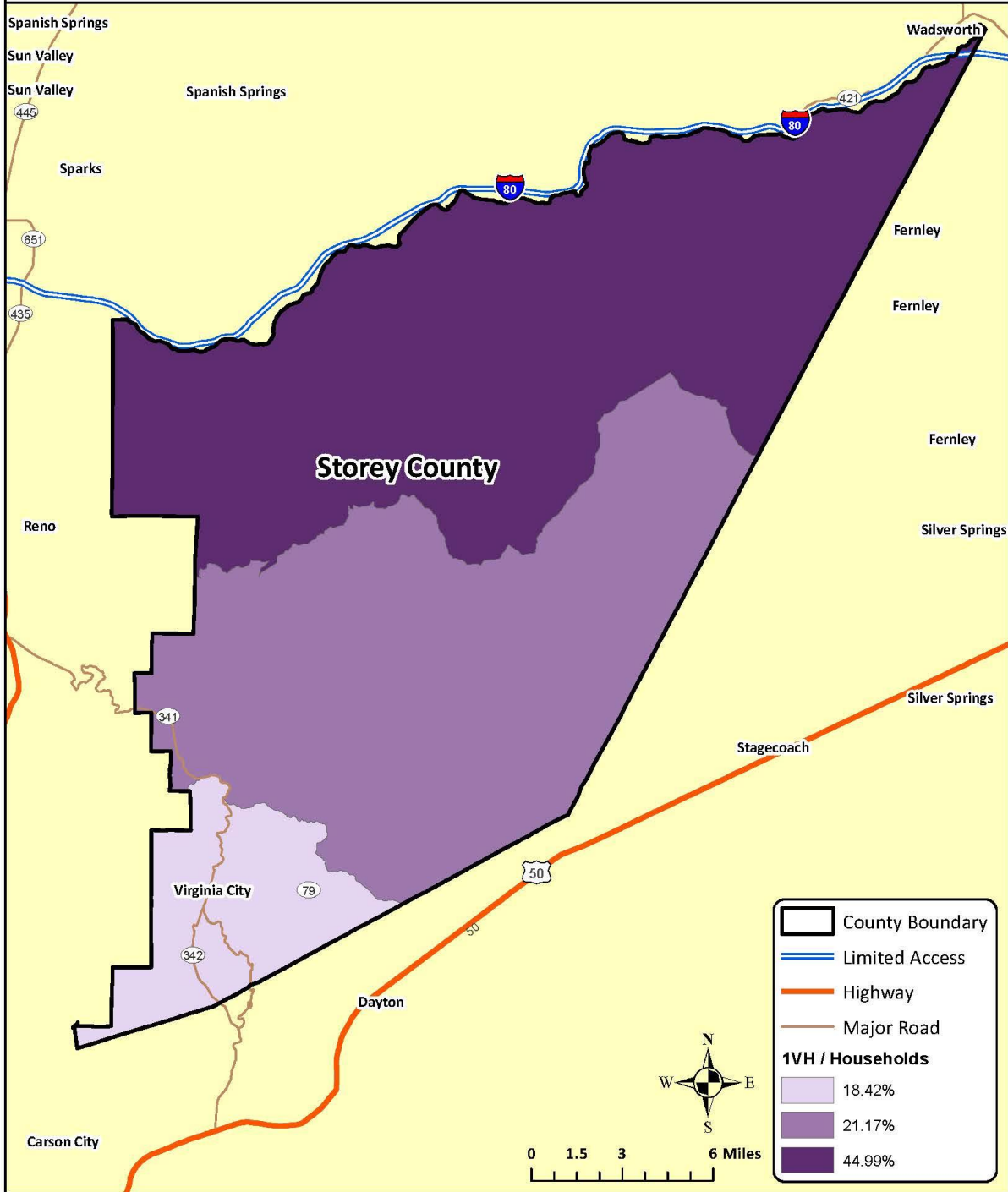


Exhibit 98: Storey County Percent Zero Vehicle Households (ZVH)

NDOT
Coordinated
HSTP

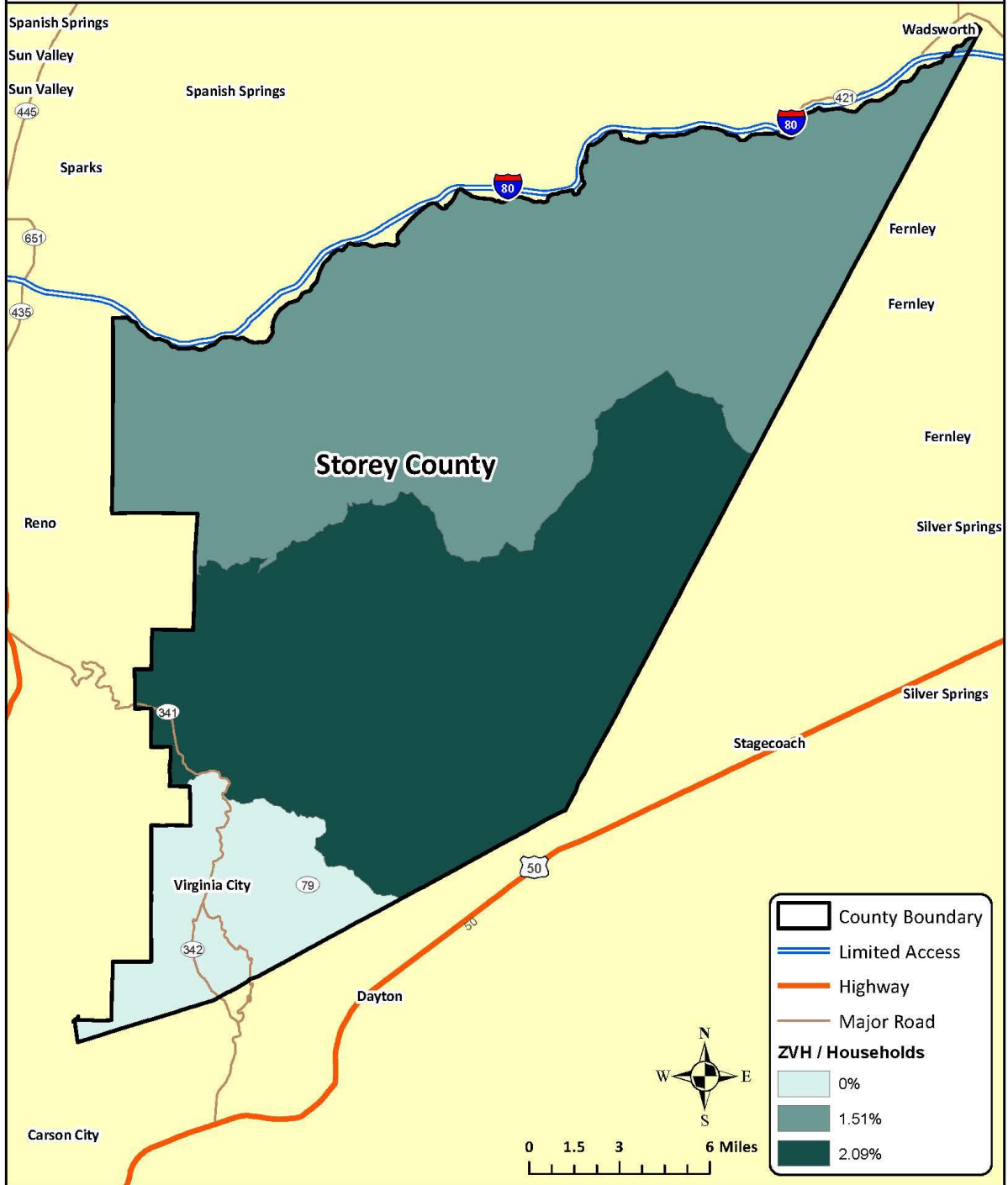


Exhibit 99: Washoe County Population Density

NDOT
Coordinated
HSTP

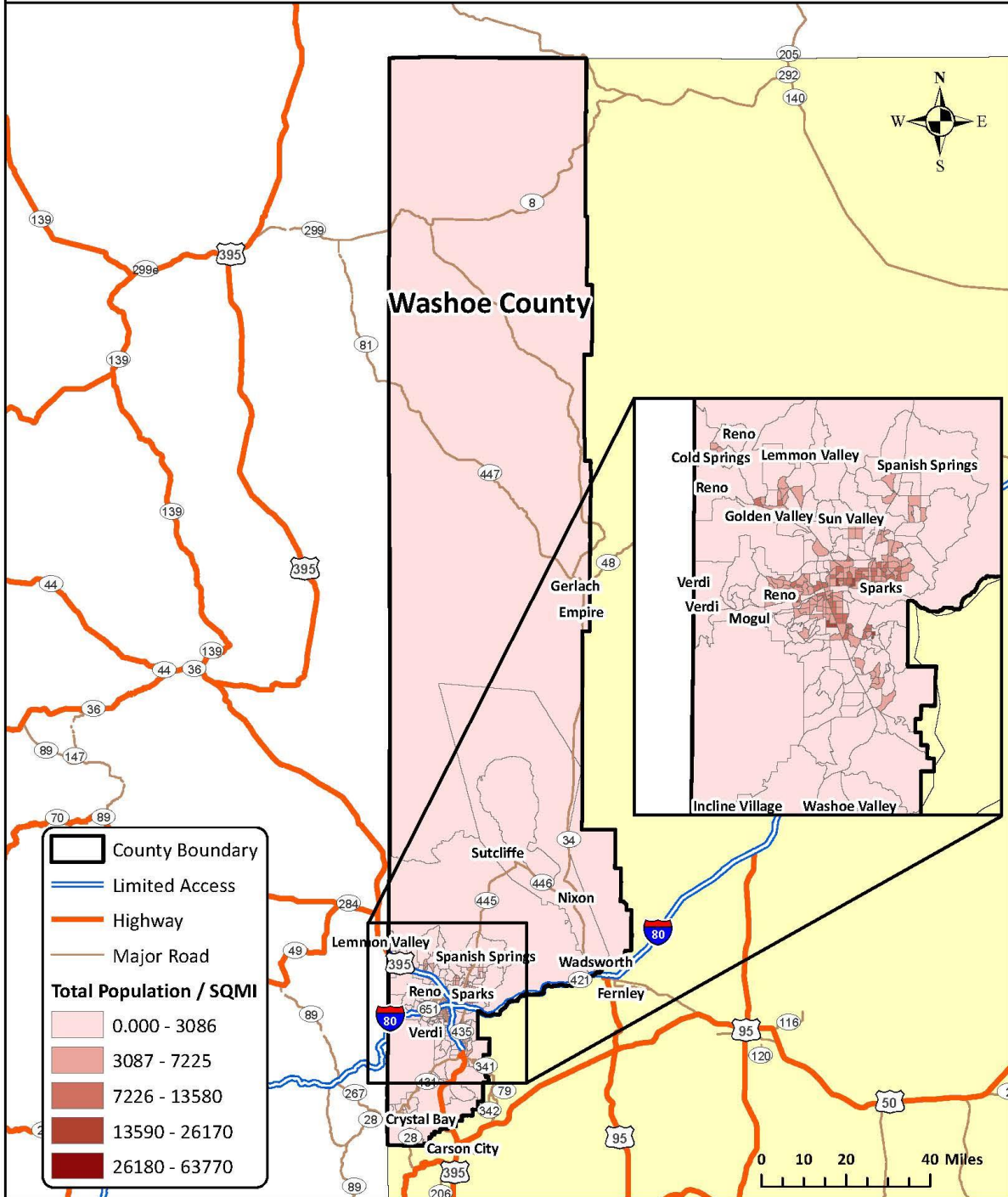


Exhibit 100: Washoe County Percent Population 65 and Over

NDOT
Coordinated
HSTP

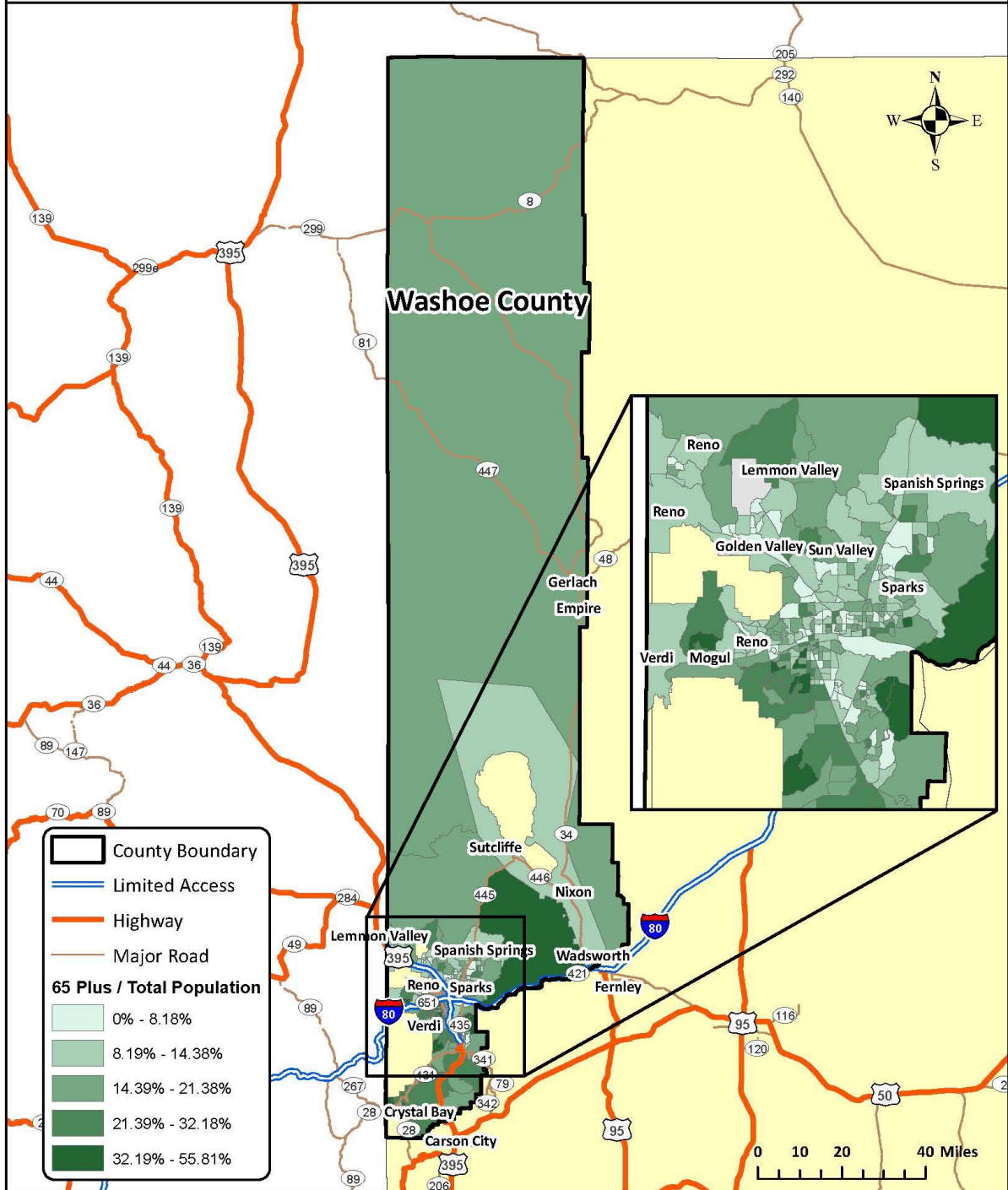


Exhibit 101: Washoe County Percent Minority Population

NDOT
Coordinated
HSTP

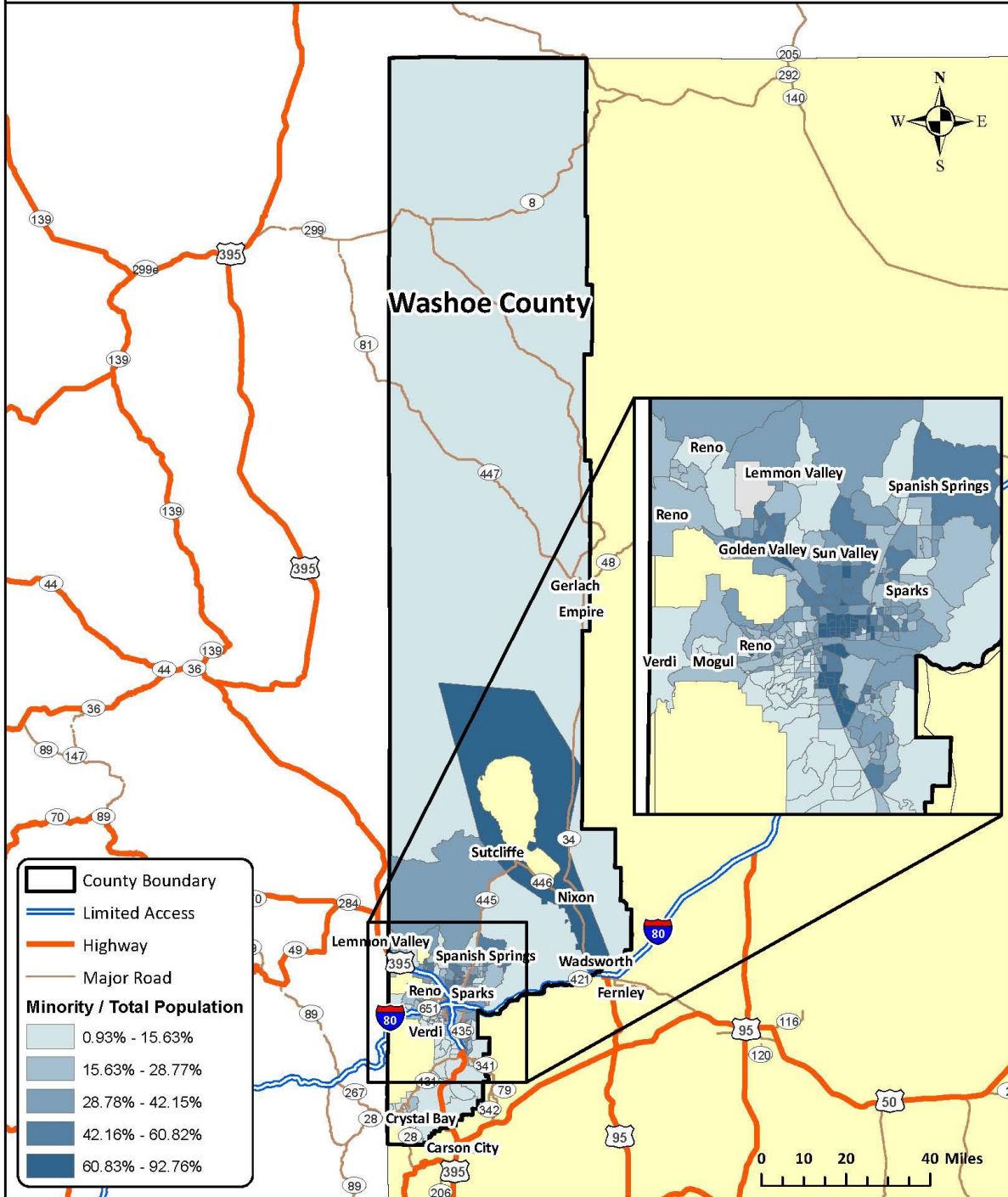


Exhibit 102: Washoe County Percent Veteran Population

NDOT
Coordinated
HSTP

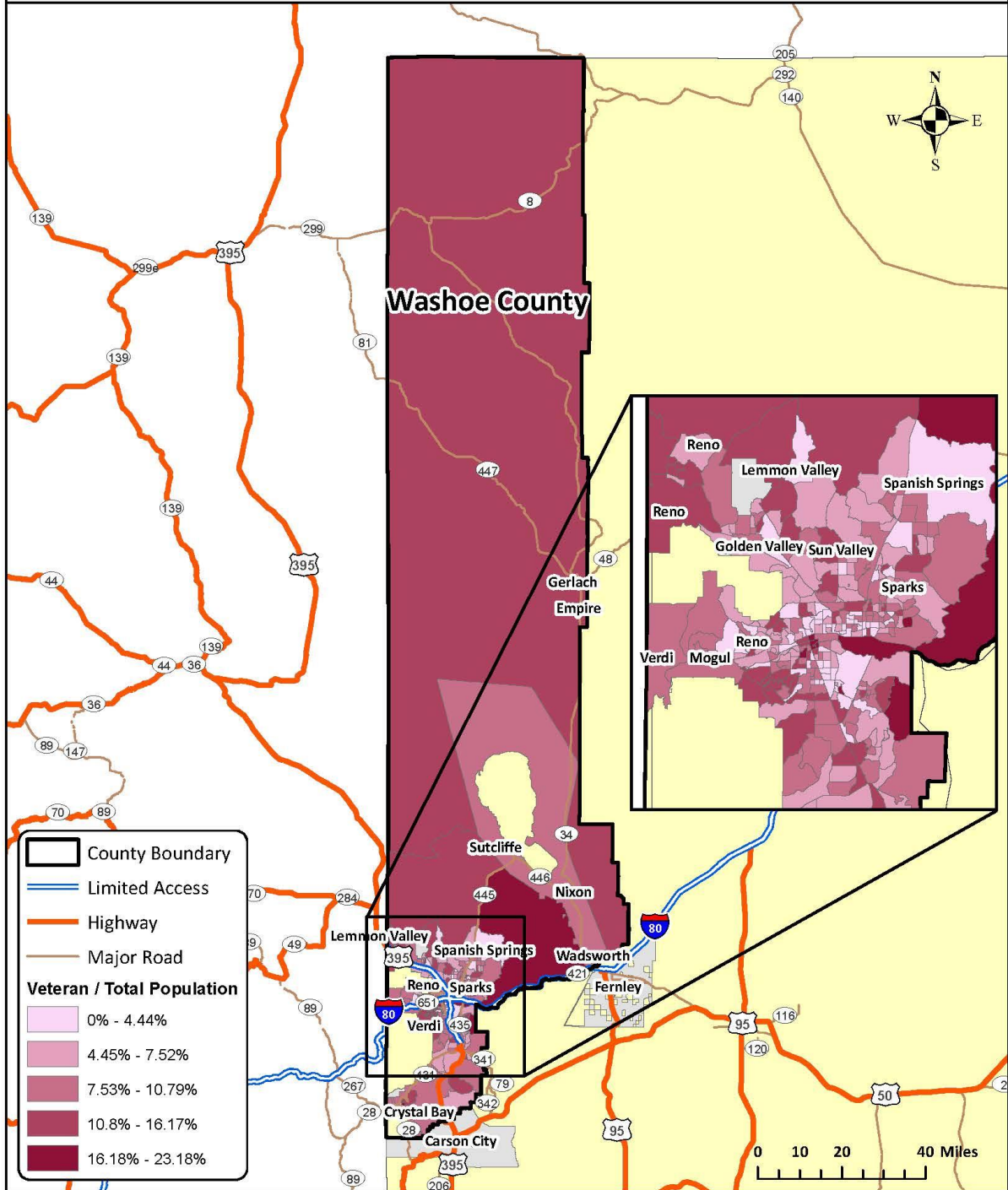


Exhibit 103: Washoe County Percent Below Poverty

NDOT
Coordinated
HSTP

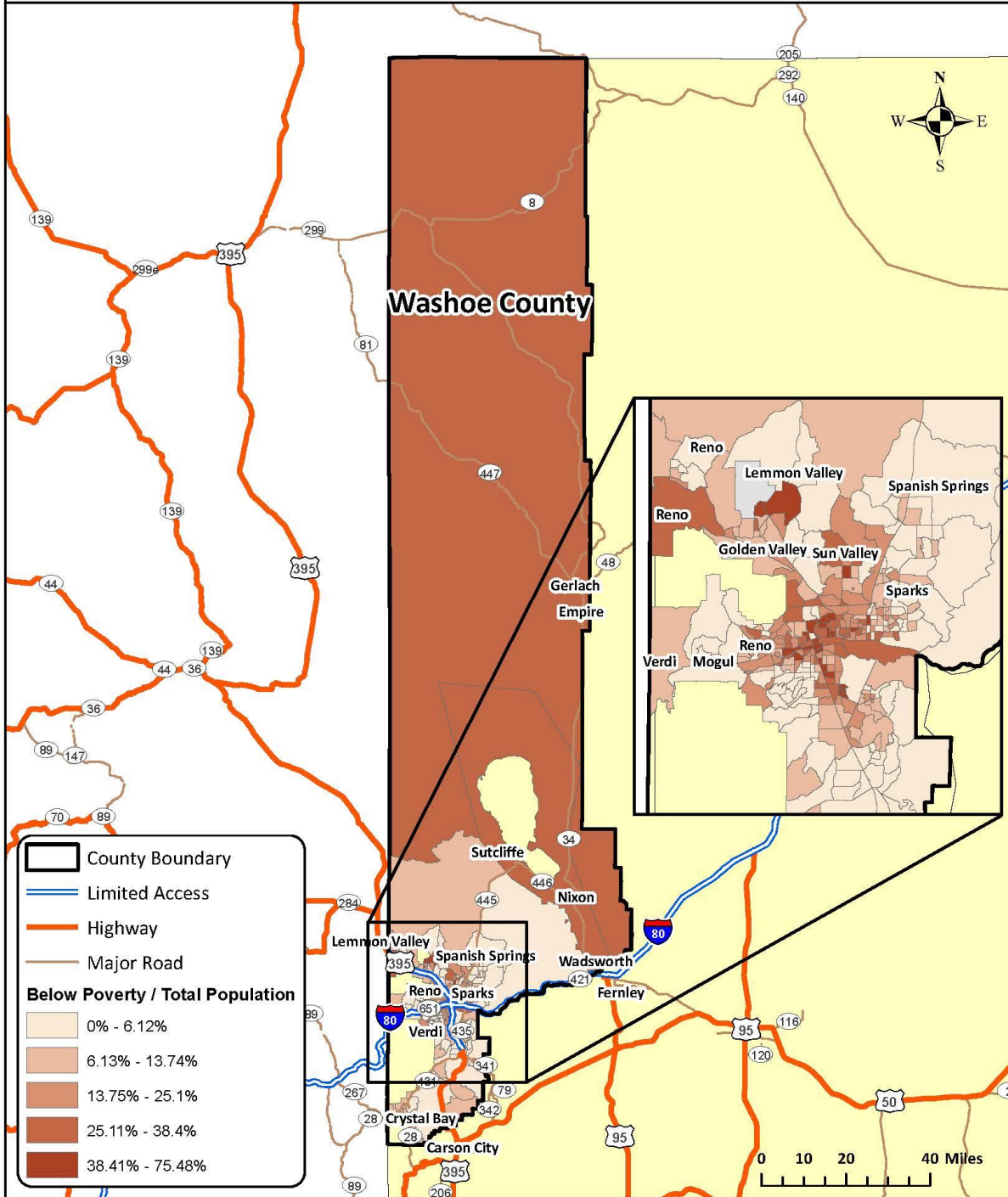


Exhibit 104: Washoe County Percent One Vehicle Households (1VH)

NDOT
Coordinated
HSTP

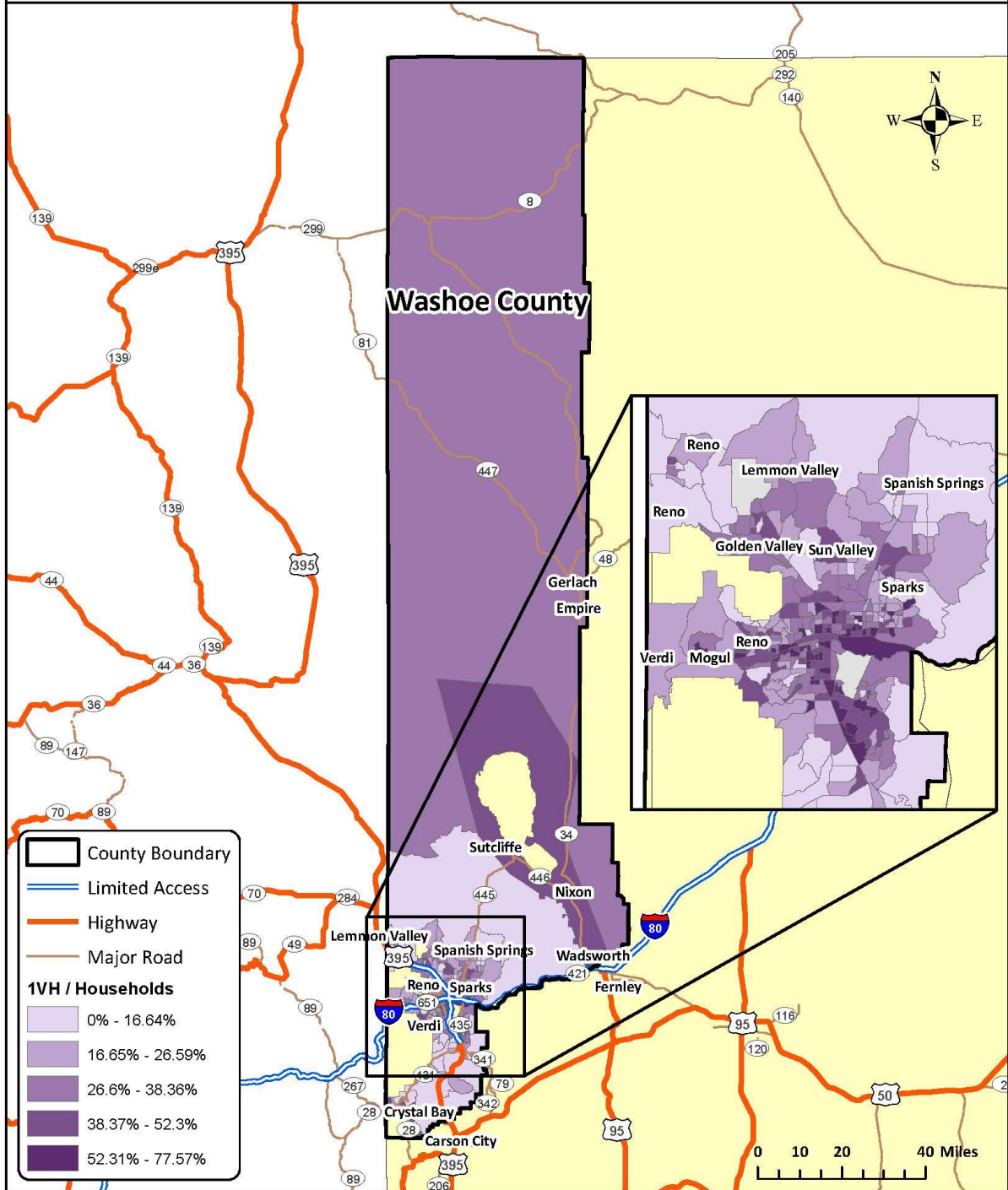
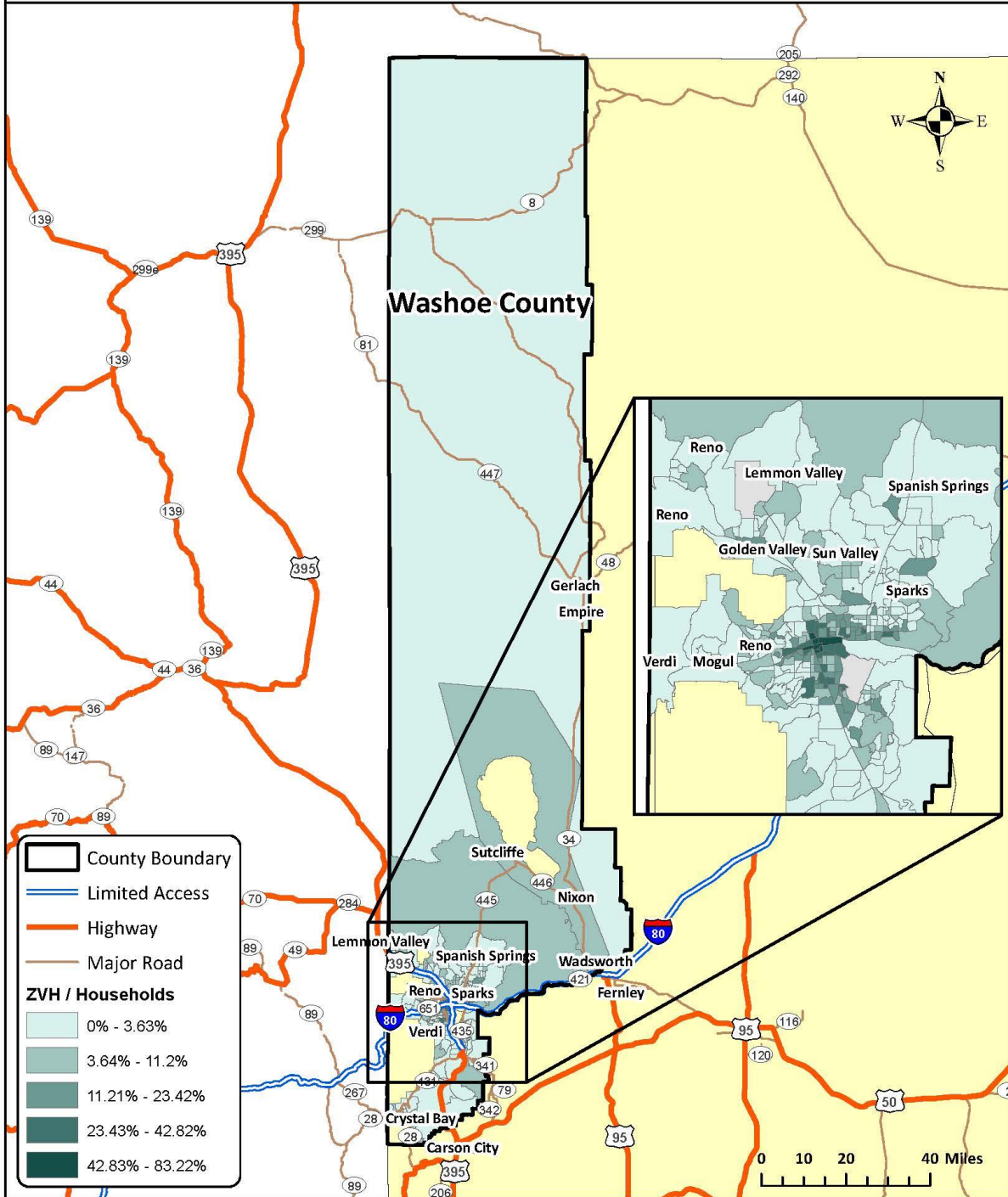


Exhibit 105: Washoe County Percent Zero Vehicle Households (ZVH)

NDOT
Coordinated
HSTP



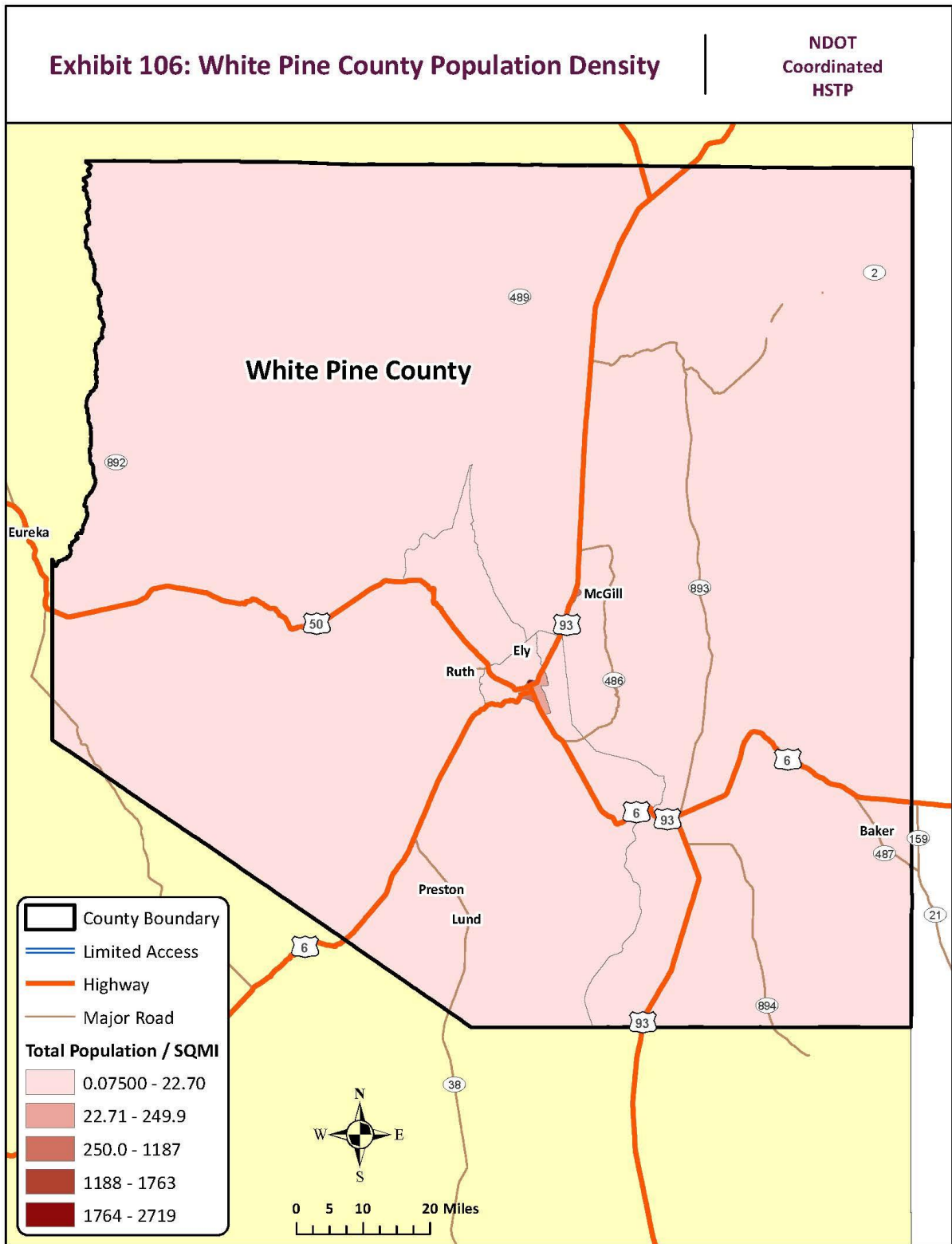


Exhibit 107: White Pine County Percent Population 65 and Over

NDOT
Coordinated
HSTP



Exhibit 108: White Pine County Percent Minority Population

NDOT
Coordinated
HSTP

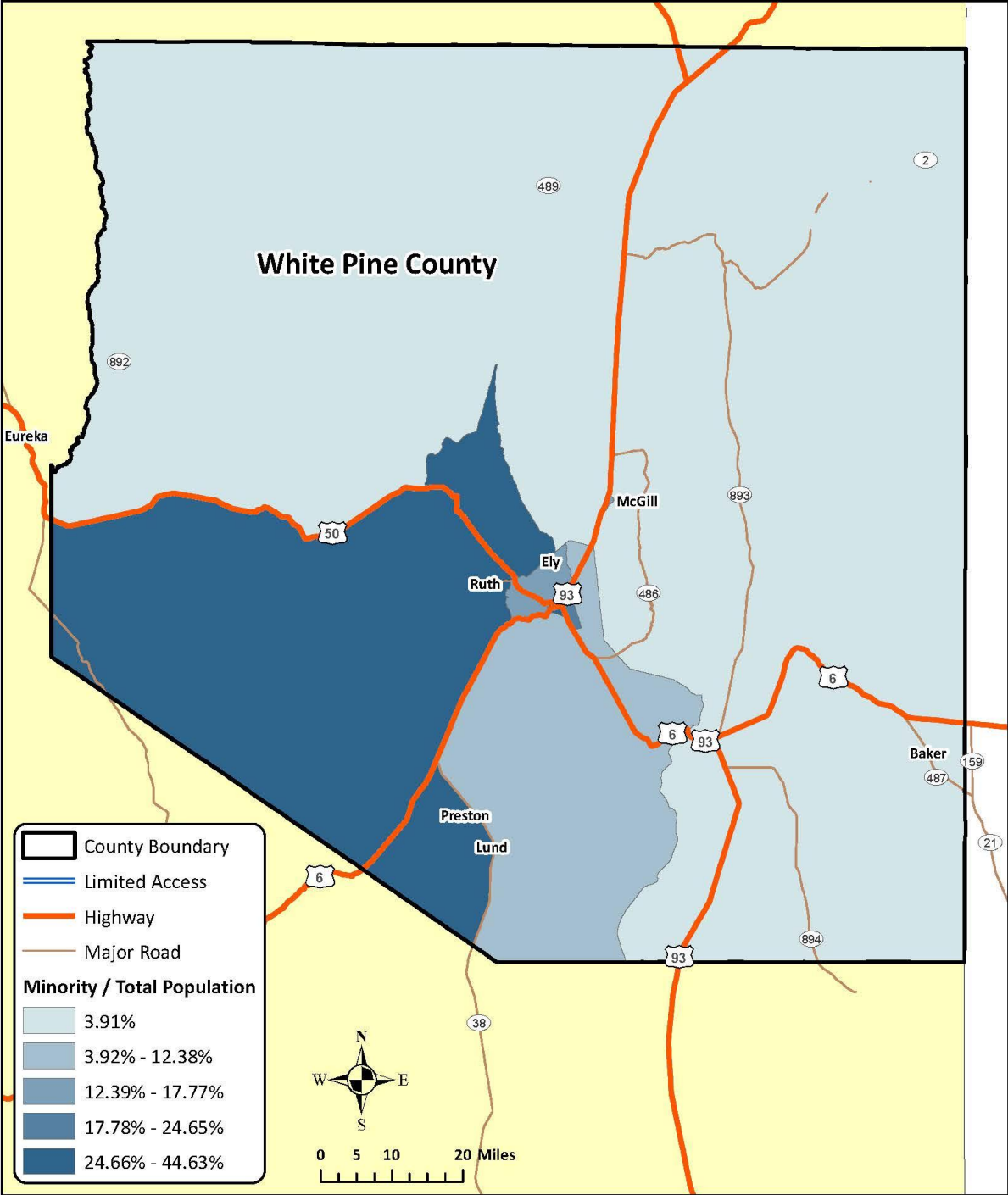


Exhibit 109: White Pine County Percent Veteran Population

NDOT
Coordinated
HSTP

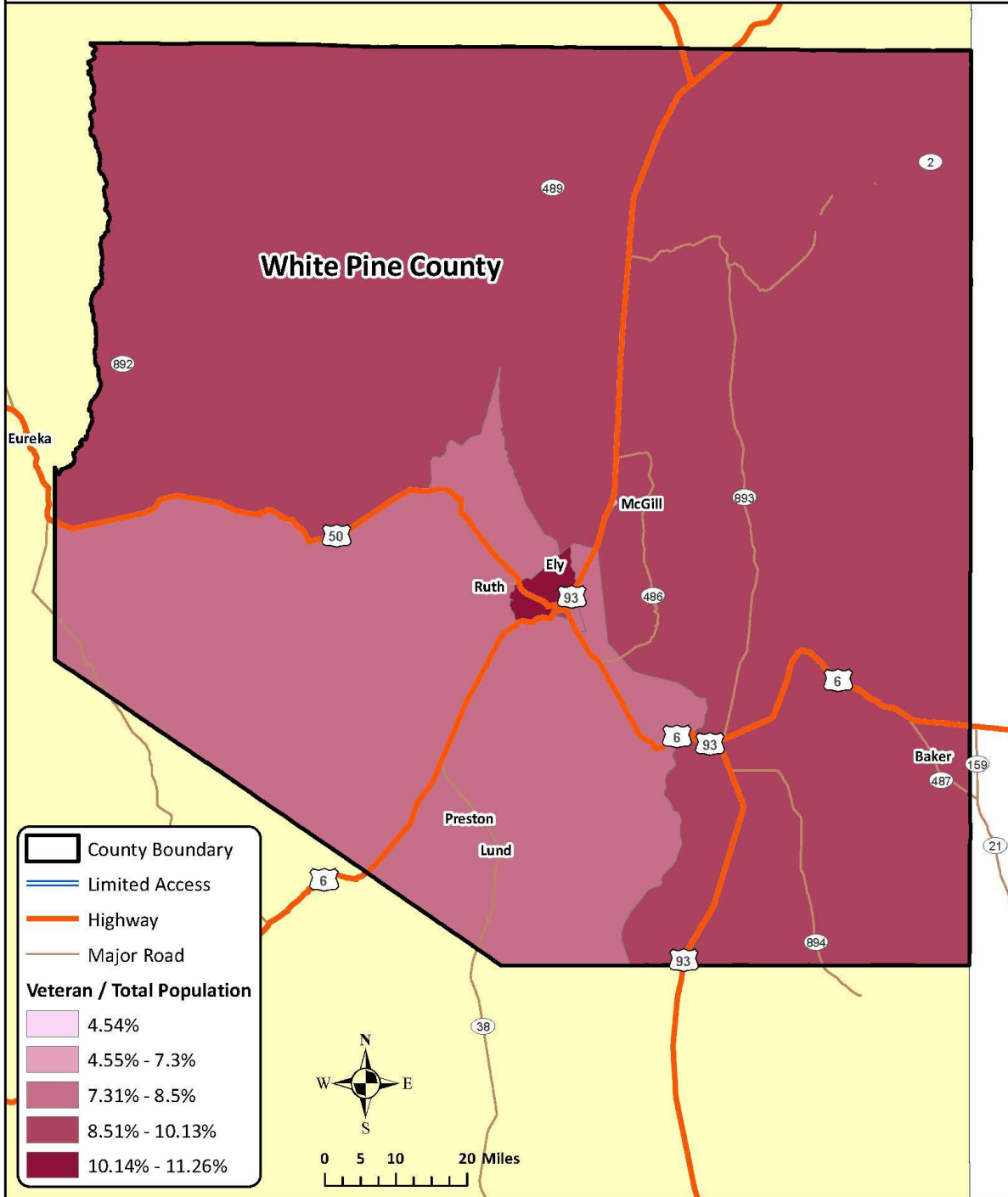


Exhibit 110: White Pine County Percent Below Poverty

NDOT
Coordinated
HSTP

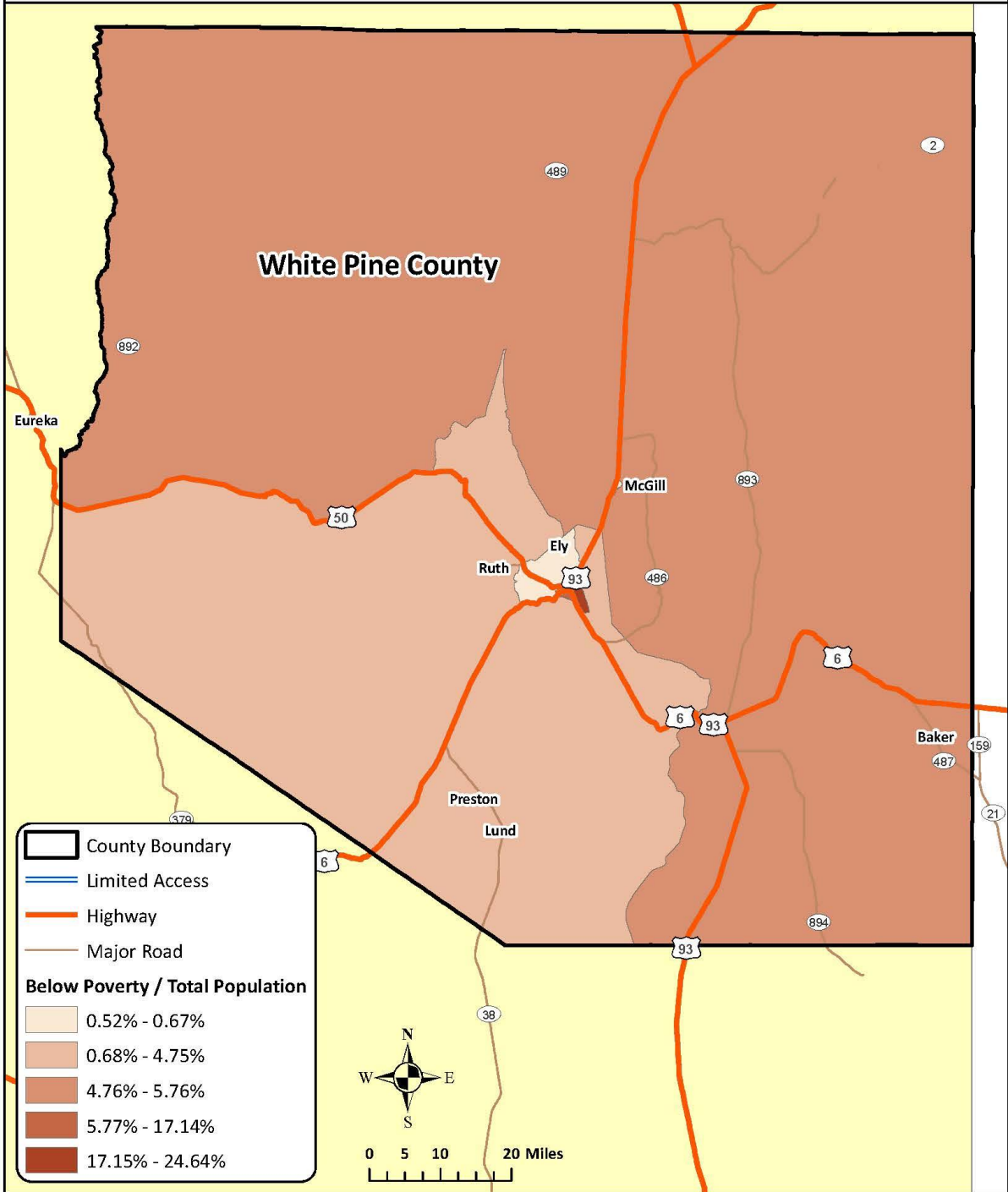


Exhibit 111: White Pine County Percent One Vehicle Households (1VH)

NDOT
Coordinated
HSTP

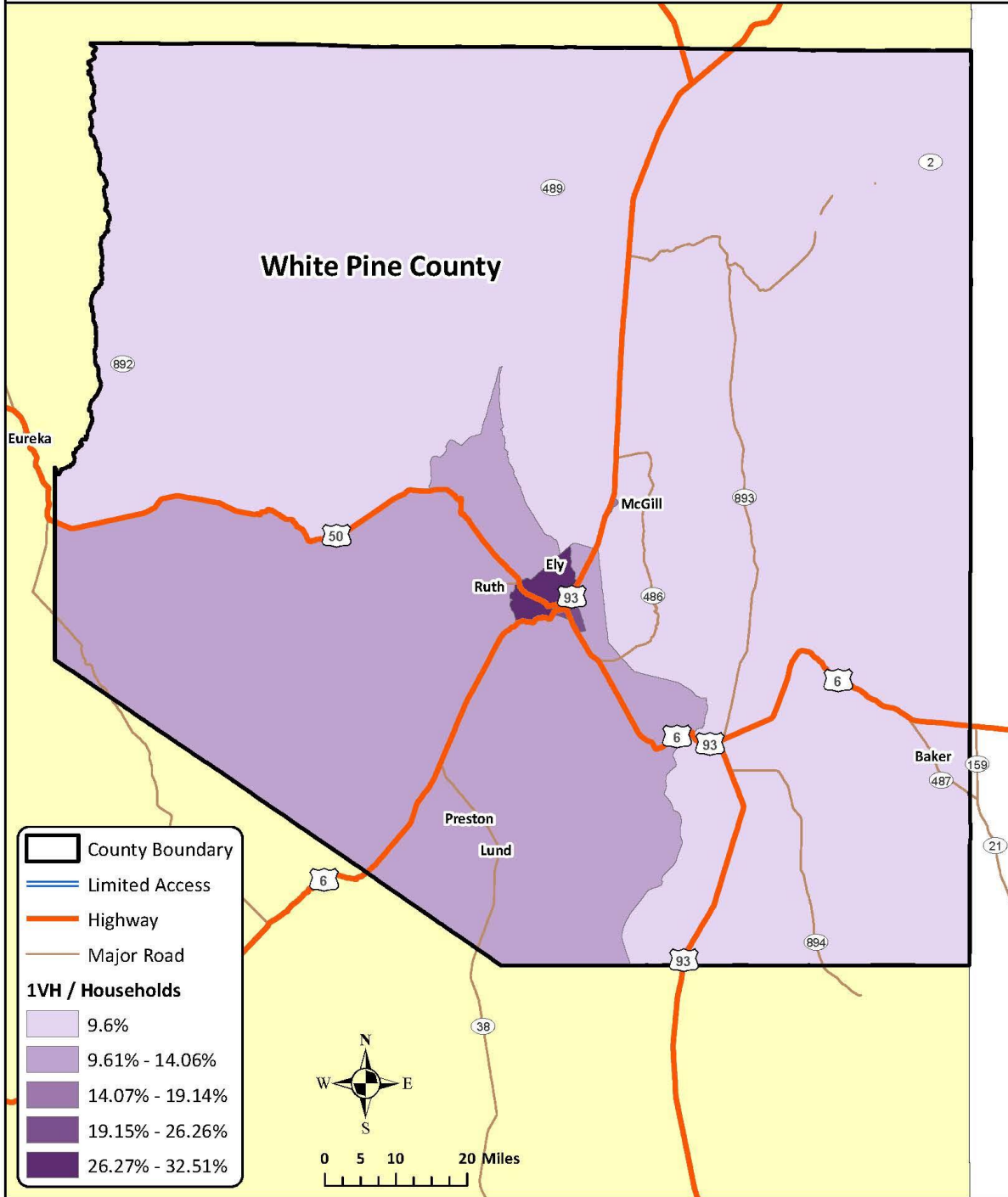
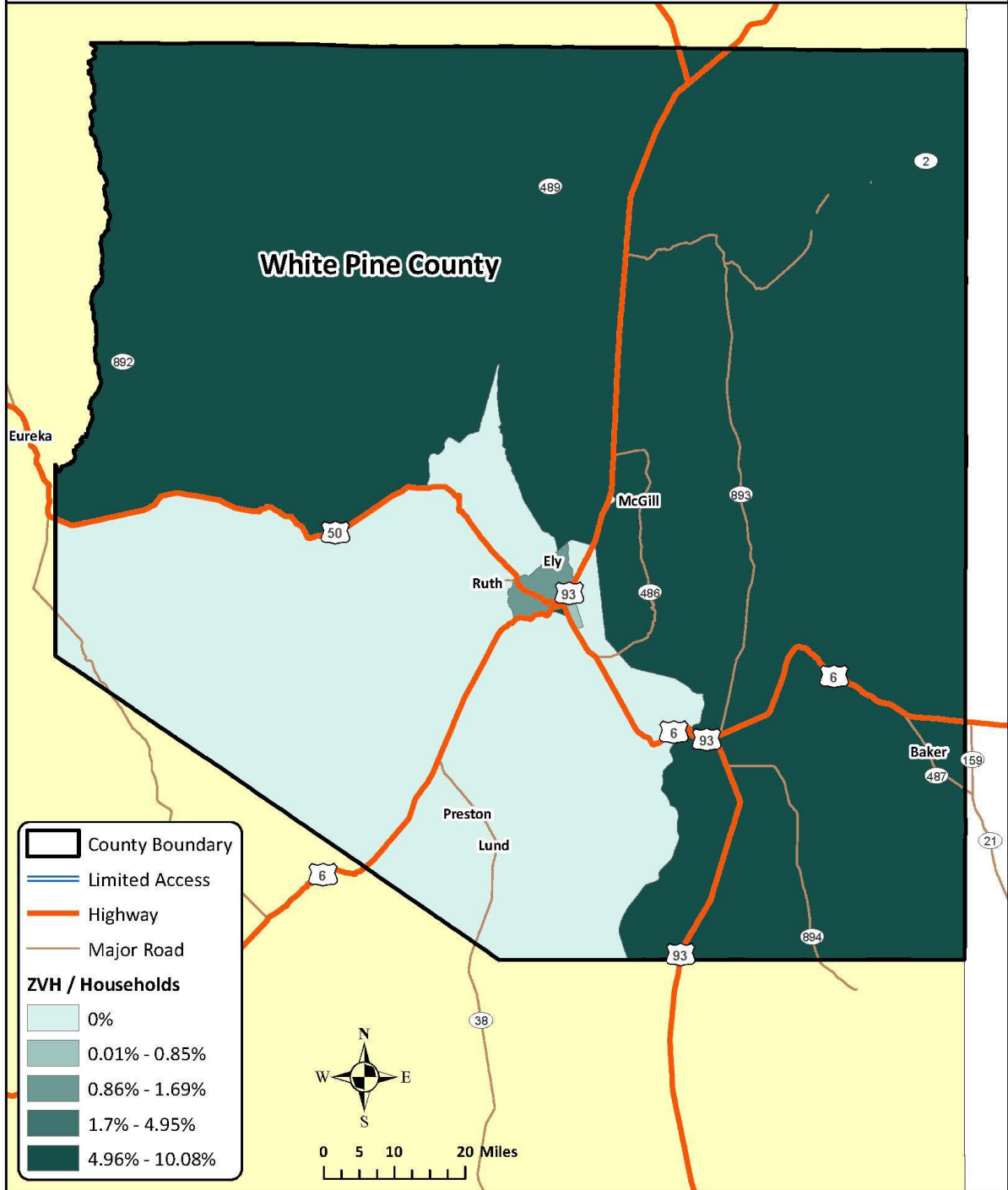


Exhibit 112: White Pine County Percent Zero Vehicle Households (ZVH)

NDOT
Coordinated
HSTP



PART THREE

COMMUNITY WORKSHOPS, PUBLIC OUTREACH AND SURVEY

Date	Location	Time	Focus Area for Meeting	Point of Contact
Monday, June 18	Humboldt County Courthouse Commissioners Meeting Room 50 West 5 th St. Winnemucca, NV 89445	11:00 AM	Lander, Pershing and Humboldt Counties	Christy Campoll ccampoll@rlsandassoc.com
Monday, June 18	Lander County Courthouse Commissioners Meeting Room 50 St. Rt. 305 Battle Mountain, NV 89820	3:30 PM to 5:00 PM	Lander, Pershing and Humboldt Counties	Christy Campoll ccampoll@rlsandassoc.com
Monday, June 18	Boulder City Parks Multipurpose Building 1204 6 th St. Boulder, NV 89005	11:30AM to 1:00 PM	Rural Clark County	Julie Schafer jschafer@rlsandassoc.com
Tuesday, June 19	Opera House – Diamond Room 31 S. Main St. Eureka, NV 89316	5:00 PM to 6:30 PM	Eureka County	Christy Campoll ccampoll@rlsandassoc.com
Tuesday, June 19	Mineral County Library 110 1 st St. Hawthorne, NV 89415	10:30 AM to 12:00 PM	Mineral County	Claire Oswald coswald@rlsandassoc.com
Tuesday, June 19	Clark County Regional Government Center 101 Civic Center Way Laughlin, NV 89029	9:00 AM to 11:00 AM	Nye County and Rural Clark County	Julie Schafer jschafer@rlsandassoc.com
Tuesday, June 19	Nye Communities Coalition Building Large Room 1020 East Wilson Rd Pahrump, NV 89048	3:00 PM to 5:00 PM	Nye County and Rural Clark County	Julie Schafer jschafer@rlsandassoc.com
Wednesday, June 20	William N. Pennington Life Center “Generations Joined” (formerly Churchill County Senior Center) 952 S. Maine St. Fallon, NV 89406	1:00 PM to 3:00 PM	Churchill and Lyon Counties	Claire Oswald coswald@rlsandassoc.com

Wednesday, June 20	Elko County Courthouse Commissioners Room 571 Idaho Street Elko, NV 89801	6:00 PM to 7:30 PM	Elko County	Christy Campoll ccampoll@rlsandassoc.com
Wednesday, June 20	Tonopah Convention Center 301 Brougner Ave. Tonopah, NV 89049	3:00 PM to 5:00PM	Esmeralda and Nye Counties	Julie Schafer jschafer@rlsandassoc.com
Thursday, June 21	Access to Healthcare Network 4001 S. Virginia St. Suite F Reno, NV 89502	10:00 AM to 11:30 AM	Rural Washoe County	Laura Brown lbrown@rlsandassoc.com
Thursday, June 21	White Pine Aquatic Center 1111 Veterans Blvd. Ely, NV 89301	5:00 PM to 6:30 PM	White Pine County	Christy Campoll ccampoll@rlsandassoc.com
Thursday, June 21	Panaca Town Center 1005 Main St. Panaca, NV 89001	2:00 PM to 5:00 PM	Lincoln County	Julie Schafer jschafer@rlsandassoc.com
Friday, June 22	Douglas County Community & Senior Center North Room 1329 Waterloo Lane Gardnerville, NV 89410	9:30 AM to 11:00 AM	Douglas and Storey Counties	Laura Brown lbrown@rlsandassoc.com
Friday, June 22	Carson City Senior Center 911 Beverly Drive Carson City, NV 89706	2:00 PM to 3:30 PM	Carson City, Douglas and Storey Counties	Laura Brown lbrown@rlsandassoc.com
Friday, June 22	TBD – Mesquite(remaining stakeholder meetings)		Rural Clark County	Julie Schafer jschafer@rlsandassoc.com



Carson City & Storey County Transportation Public Meeting

**Friday, June 22, 2018
2:00 PM to 3:30 PM**

**Carson City Senior Center
911 Beverly Drive
Carson City, NV 89706**

Do you have transportation to work? Is it a challenge to find a ride to the doctor? Help transportation providers serve you better by providing input for the Nevada DOT Coordinated Human Service Transportation Plan (CHSTP). **Meetings are open to the public.**

Please take the survey! [surveymonkey.com/r/NVtransportation](https://www.surveymonkey.com/r/NVtransportation)

Spanish survey: [surveymonkey.com/r/NVtransportationSpanish](https://www.surveymonkey.com/r/NVtransportationSpanish) 6



Churchill and Lyon Counties Transportation Public Meeting

Wednesday, June 20, 2018
1:00 PM to 3:00 PM

William N. Pennington Life Center (formerly)
Churchill County Senior Center
952 S. Maine St. Fallon, NV 89406

Do you have transportation to work? Is it a challenge to find a ride to the doctor? Help transportation providers serve you better by providing input for the Nevada DOT Coordinated Human Service Transportation Plan (CHSTP). **Meetings are open to the public.**

Please take the survey! surveymonkeys.com/r/NVtransportation
Spanish survey: surveymonkeys.com/r/NVtransportationSpanish



Douglas and Storey Counties Transportation Public Meeting

**Friday, June 22, 2018
9:30 AM to 11:00 AM**

**Douglas County Community & Senior Center
1329 Waterloo Lane
Gardnerville, NV 89410**

Do you have transportation to work? Is it a challenge to find a ride to the doctor? Help transportation providers serve you better by providing input for the Nevada DOT Coordinated Human Service Transportation Plan (CHSTP). **Meetings are open to the public.**

Please take the survey! surveymonkeys.com/r/NVtransportation
Spanish survey: surveymonkeys.com/r/NVtransportationSpanish 8

Transportation Public Input Meetings for Humboldt, Pershing & Lander Counties

Monday, June 18, 2018

**Humboldt County
Courthouse**

11:00 AM

Commissioners Meeting Room
50 West 5th Street
Winnemucca, NV 89445

**Lander County
Courthouse**

3:30 PM

Community Meeting Room
50 State Route 305
Battle Mountain, NV 89820

Do you have transportation to work? Is it a challenge to find a ride to the doctor? Help transportation providers serve you better by providing input for the Nevada DOT Coordinated Human Service Transportation Plan (CHSTP).

Meetings are open to the public.

Take our survey! [surveymonkey.com/r/NVtransportation](https://www.surveymonkey.com/r/NVtransportation)
Spanish survey: [surveymonkey.com/r/NVtransportationSpanish](https://www.surveymonkey.com/r/NVtransportationSpanish)

Nye and Rural Clark Counties Transportation Community Meeting

**Tuesday, June 19, 2018
3:00 PM to 5:00 PM**

**Nye Communities Coalition (Large Building)
1020 East Wilson Rd
Pahrump, NV 89048**

Do you have transportation to work? Is it a challenge to find a ride to the doctor? Help transportation providers serve you better by providing input for the Nevada DOT Coordinated Human Service Transportation Plan (CHSTP). **Meetings are open to the public.**

Take our survey! surveymonkeys.com/r/NVtransportation
Spanish survey: surveymonkeys.com/r/NVtransportationSpanish 10



Rural Clark County Transportation Community Meeting

**Monday, June 18, 2018
11:30 AM to 1:00 PM**

**Boulder City Parks Multipurpose Building
1204 6th St.
Boulder, NV 89005**

Do you have transportation to work? Is it a challenge to find a ride to the doctor? Help transportation providers serve you better by providing input for the Nevada DOT Coordinated Human Service Transportation Plan (CHSTP). **Meetings are open to the public.**

Take our survey! surveymonkeys.com/r/NVtransportation
Spanish survey: surveymonkeys.com/r/NVtransportationSpanish



Rural Washoe County Transportation Public Meeting

Thursday, June 21, 2018
10:00 AM to 11:30 AM

Access to Healthcare Network
4001 S. Virginia St. Ste. F
Reno, NV 89502

Do you have transportation to work? Is it a challenge to find a ride to the doctor? Help transportation providers serve you better by providing input for the Nevada DOT Coordinated Human Service Transportation Plan (CHSTP). **Meetings are open to the public.**

Please take the survey! surveymonkeys.com/r/NVtransportation
Spanish survey: surveymonkeys.com/r/NVtransportationSpanish



RLS
Associates, Inc.

Moving Public Transportation
Into the Future

Coordinated Human Services Transportation Plan Update

Statewide Rural Public Transit

Douglas and Storey Counties & Carson City Community
Workshop
June 22, 2018



Presented by: RLS & Associates Inc.

www.rlsandassoc.com



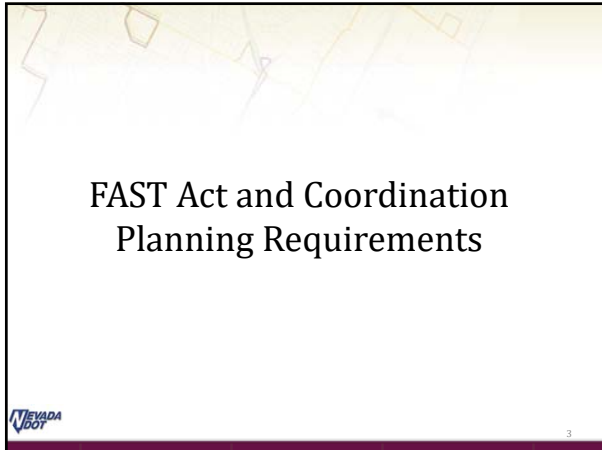
RLS

Meeting Objectives


1. Review FAST Act Highlights
2. Coordinated Transportation Plan Purpose
3. Update Inventory of Existing Resources
4. Update Unmet Transportation Needs
5. Review Priorities and Challenges
6. Update Priorities, Goals, and Strategies
7. Next Steps



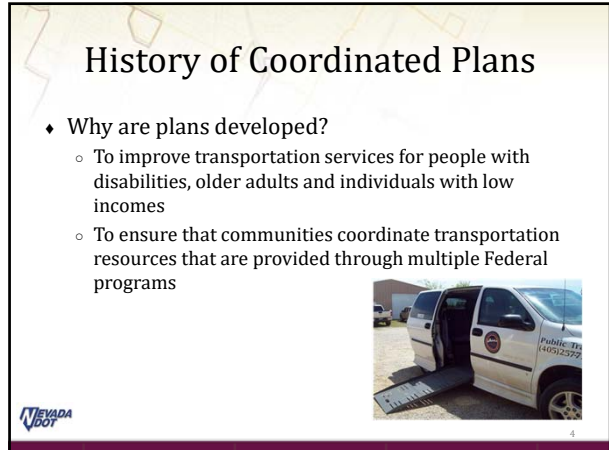
www.rlsandassoc.com



FAST Act and Coordination Planning Requirements





3



History of Coordinated Plans

- ◆ Why are plans developed?
 - To improve transportation services for people with disabilities, older adults and individuals with low incomes
 - To ensure that communities coordinate transportation resources that are provided through multiple Federal programs

4

History of Coordination Plans

- ◆ Requirements of the Plan Are a Result of:
 - 2003 – General Accounting Office Report Identifying:
 - 62 Different Federal Funding Programs
 - 8 Different Federal Funding Agencies
 - 2005 – 2009 SAFETEA-LU was Signed into Law
 - 2012 – 2015 MAP-21
 - 2015- FAST Act replaced MAP-21 and provided funding from FY2016-2020
 - Applies to Federal Transit Administration Section 5310 Enhanced Mobility for Seniors and Individuals with Disabilities



5

FAST Act and Coordinated Plans

- ◆ Coordinated Transportation Plans should Seek to Include (at minimum):
 - Public transportation
 - Human service agencies and
 - Private transportation providers
- ◆ Coordination is Important Where There is Little or No Traditional Public Transit



6

FTA Section 5310 Program

- ◆ **Matching Requirements and Applications:**
 - Capital Grants
 - Applications are submitted to and reviewed by Nevada DOT
 - 80% Federal Participation
 - 20% Local Match (from any non-U.S. Department of Transportation Federal Source... Local Sources... State Source)
 - Operating Grants
 - Applications are submitted to and reviewed by Metropolitan Planning Organizations
 - 50% Federal Participation
 - 50% Local Match (from any non-U.S. DOT Federal Source... Local Sources... State Sources)



7

Section 5310 Program

- ◆ **Eligibility:** Private Nonprofit Organizations or State-Approved Local Government Authority Where Existing Transportation Services Are Insufficient, Inadequate, or Inappropriate
- ◆ **Program Goal:** To Improve Mobility for Older Adults and Individuals with Disabilities
- ◆ **Example:** Purchase of New or Replacement Wheelchair Accessible Vehicles to Meet Unmet Transportation Needs



8

Important Provisions

- ◆ **Local Share/Match:**
 - May be derived from other non-U.S. DOT Federal Sources (e.g., Title III-B of the Older Americans Act)
 - Vehicle advertising revenue can be match but fares are not an eligible match source
- ◆ **Coordinated Plan:** Recipients must certify that projects selected for a Section 5310 Program grant are included in a locally developed Coordinated Public Transit-Human Services Transportation Plan



9

Important Provisions

- ◆ **Coordinate with Others:** Coordinated Plans should seek to include coordination with Section 5311 rural funded programs and Section 5307 urban funded programs



10

YOUR PLAN

CURRENT TRANSPORTATION RESOURCES AND UNMET NEEDS



11

Need v's Demand

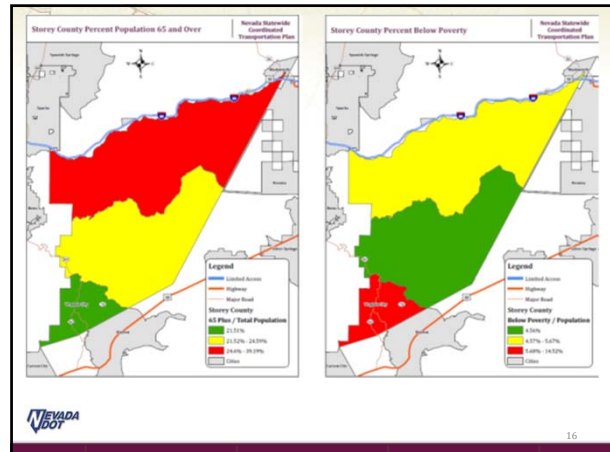
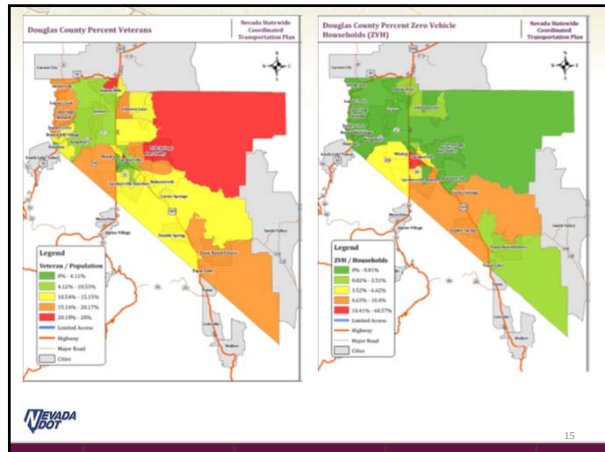
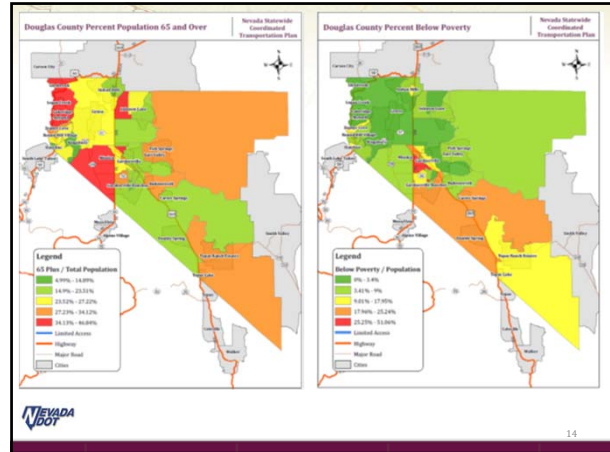
- ◆ Demand is measured with data
- ◆ Measurable inputs include:
 - Size of the aging population
 - Number of people with disabilities that limit driving
 - Household poverty status
 - Number of available vehicles per household
 - Number of drivers per household
 - Type and amount of transportation service available

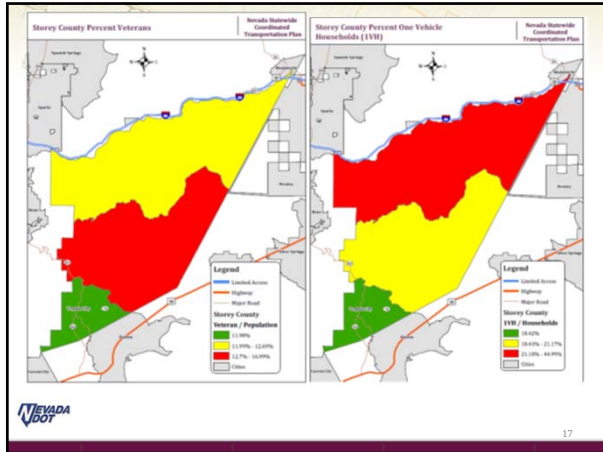


12

Demographic Indicators

Census Places in Douglas and Storey Counties	Total population	65 Plus	Median Age	Population for Whom Poverty Status is Determined	Population Below Poverty Level	Total Households	Zero Vehicle Households	One Vehicle Households
Gardnerville Ranchos	10,646	21%	42.4	10,646	13%	4,384	1%	28%
Indian Hills	6,248	19%	43.8	6,248	8%	2,384	1%	29%
Johnson Lane	6,244	29%	53	6,244	6%	2,437	0%	15%
Gardnerville	5,555	25%	48.3	5,417	15%	2,539	3%	17%
Ninden	3,359	30%	49.9	3,285	19%	1,489	0%	4%
Kingbury	2,242	23%	56.1	2,242	5%	1,070	0%	18%
Topaz Ranch Estates	1,680	27%	54.2	1,679	16%	758	2%	28%
East Valley	1,467	25%	51.1	1,467	1%	529	0%	12%
Bullerbrook	1,163	30%	56.5	1,163	9%	512	0%	16%
Plateau	1,083	5%	34.1	1,083	15%	426	2%	47%
Genoa	983	19%	56	957	4%	387	0%	10%
Round Hill Village	811	26%	49.7	811	9%	353	0%	22%
Fish Springs	747	35%	55	747	9%	289	1%	6%
Center Springs	535	17%	42.2	528	7%	231	0%	32%
Sophy Cove	424	30%	59.3	424	13%	222	0%	33%
Skyland	262	35%	58.8	262	0%	116	0%	18%
Lakeridge	258	38%	61.6	258	3%	152	0%	33%
Double Spring	178	22%	59	178	1%	70	0%	23%
Glenbrook	151	68%	70.6	151	0%	79	0%	20%
Topaz Lake	130	48%	64	130	15%	74	1%	45%
Logan Creek	42	100%	70.6	42	0%	21	0%	0%
Virginia City, Storey Co.	71.1	24%	52	696	19%	366	0%	14%
Carson City	54,412	19%	43.1	52,450	17%	21,802	3%	36%





Transportation Resources

- ◆ DART
- ◆ Rural Nevada RSVP
- ◆ Silverado Stages
- ◆ Tahoe Transportation District

Unmet Transportation Needs/ Gaps in Services in 2011

- ◆ 67 Respondents to the Public Survey
 - About 51% were current transit riders
 - About 49% were not current transit riders
 - 83% of non-transit riders had a car
 - 54% said transit does not go where they need to go
 - 33% said they don't know where it goes
 - 29% said it doesn't run often enough
 - Others: Unreliable, too expensive, takes too long
- ◆ Coordination with BlueGo and JAC to serve Lake Tahoe, Carson City, and Reno

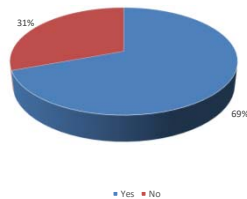
Unmet Transportation Needs/ Gaps in Services in 2018

- ◆ **IN PROGRESS:** 51 Respondents to the Public Survey So Far (Statewide)
 - About 6% were current transit riders
 - About 92% were not current transit riders
 - 83% of all respondents don't ride because they have a car
 - 45% said transportation is not available where they live
 - 33% said transit does not go where they need to go
 - 16% said transit takes too long
 - 33% said it doesn't run often enough
 - 14% said they do not know where it goes or how it works

Unmet Transportation Needs/ Gaps in Services in 2018

◆ Preliminary Public Survey Results (Statewide)

Do you, or a family member, have any difficulty getting the transportation you need?



21

COORDINATION GOALS ACCOMPLISHMENTS AND CHALLENGES SINCE 2008



22

2008 Coordinated Goals

- ◆ Develop transit websites
- ◆ Mineral, Pershing, Lyon, Churchill and Storey Counties will provide less complex and more efficient connectivity between counties
- ◆ Form interagency work groups to share ideas
- ◆ Incorporate an information hot line (511)
- ◆ Provide Ride Share Program



23

2008 Coordinated Goals

- ◆ Create the Triangle Van Pool for commuters between Kingsbury Grade, Lake Tahoe and Douglas County
- ◆ Provide Ride Share Program
- ◆ Design new maps showing connecting routes
- ◆ Provide funding to cover costs of training for transit providers



24

2011 Coordinated Goals

- ◆ Douglas County
 - Dial-a-Ride for seniors
 - Simplified transit transfers and trip planning across providers
 - Additional intercity fixed routes
- ◆ Storey County
 - No specific needs identified in 2011



25

2011 Coordinated Goals

- ◆ Statewide Needs
 - Increased funding
 - Coordination of planning and services
 - Apply technology to improve service
 - Improve service provider capabilities
 - Increase intercity bus service



26

NEXT STEPS



27

Update Inventory and Needs Assessment

- ◆ RLS Interviews Transportation Providers
 - Organizations that Use or Purchase Transportation Have an Opportunity to Complete a Survey
- ◆ Public Transportation Needs Assessment Surveys:
 - Local Libraries, Offices, Shops, Agencies, Community Centers
 - On-line with Announcements on Vehicles and Posted at Agencies



28

Draft Final Report

- ◆ NDOT and RLS will create the draft plan and make it available online.
- ◆ Stakeholders review the Draft Plan and submit comments by phone or email



29

Final Plan

- ◆ RLS Emails Final Plan to Stakeholders for One Last Review
- ◆ Local Stakeholders Vote On-line for The Priorities
- ◆ NDOT will Adopt the Final Plan



Reminder!

- ◆ **Participation** in the Planning Process is Required for Funding Eligibility –
 - Applications for Funding Must be Part of the Coordinated Transportation Plan.



Questions Please



Nevada DOT Project Manager
Matt Bradley
mbradley@dot.nv.gov
775-888-7466



Thank You!





Moving Public Transportation
Into the Future

Coordinated Human Services Transportation Plan Update

Statewide Rural Public Transit

Douglas and Storey Counties

June 22, 2018



Presented by: RLS & Associates, Inc.

www.rlsandassoc.com



Meeting Objectives

1. Review FAST Act Highlights
2. Coordinated Transportation Plan Purpose
3. Update Inventory of Existing Resources
4. Update Unmet Transportation Needs
5. Review Priorities and Challenges
6. Update Priorities, Goals, and Strategies
7. Next Steps



www.rlsandassoc.com





FAST Act and Coordination Planning Requirements



3

History of Coordinated Plans

- ◆ Why are plans developed?
 - To improve transportation services for people with disabilities, older adults and individuals with low incomes
 - To ensure that communities coordinate transportation resources that are provided through multiple Federal programs

4

History of Coordination Plans

- ◆ Requirements of the Plan Are a Result of:
 - 2003 – General Accounting Office Report Identifying:
 - 62 Different Federal Funding Programs
 - 8 Different Federal Funding Agencies
 - 2005 – 2009 SAFETEA-LU was Signed into Law
 - 2012 – 2015 MAP-21
 - 2015- FAST Act replaced MAP-21 and provided funding from FY2016-2020
 - Applies to Federal Transit Administration Section 5310 Enhanced Mobility for Seniors and Individuals with Disabilities



FAST Act and Coordinated Plans

- ◆ Coordinated Transportation Plans should Seek to Include (at minimum):
 - Public transportation
 - Human service agencies and
 - Private transportation providers
- ◆ Coordination is Important Where There is Little or No Traditional Public Transit



FTA Section 5310 Program

- ◆ **Matching Requirements and Applications:**
 - Capital Grants
 - Applications are submitted to and reviewed by Nevada DOT
 - 80% Federal Participation
 - 20% Local Match (from any non-U.S. Department of Transportation Federal Source... Local Sources... State Source)
 - Operating Grants
 - Applications are submitted to and reviewed by Metropolitan Planning Organizations
 - 50% Federal Participation
 - 50% Local Match (from any non-U.S. DOT Federal Source... Local Sources... State Sources)



7

Section 5310 Program

- ◆ **Eligibility:** Private Nonprofit Organizations or State-Approved Local Government Authority Where Existing Transportation Services Are Insufficient, Inadequate, or Inappropriate
- ◆ **Program Goal:** To Improve Mobility for Older Adults and Individuals with Disabilities
- ◆ **Example:** Purchase of New or Replacement Wheelchair Accessible Vehicles to Meet Unmet Transportation Needs



8

Important Provisions

- ◆ **Local Share/Match:**
 - May be derived from other non-U.S. DOT Federal Sources (e.g., Title III-B of the Older Americans Act)
 - Vehicle advertising revenue can be match but fares are not an eligible match source
- ◆ **Coordinated Plan:** Recipients must certify that projects selected for a Section 5310 Program grant are included in a locally developed Coordinated Public Transit-Human Services Transportation Plan



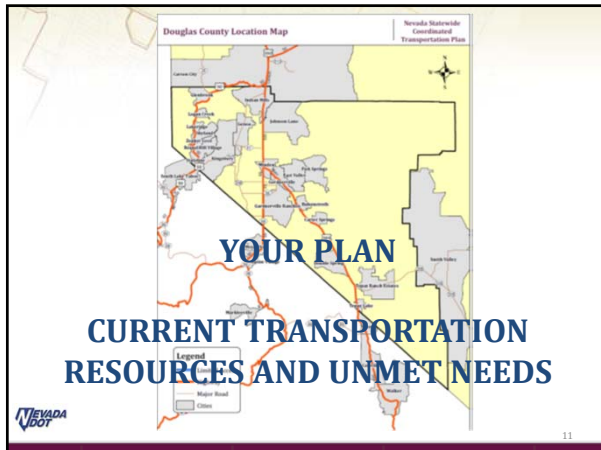
9

Important Provisions

- ◆ **Coordinate with Others:** Coordinated Plans should seek to include coordination with Section 5311 rural funded programs and Section 5307 urban funded programs



10



11

Need v's Demand

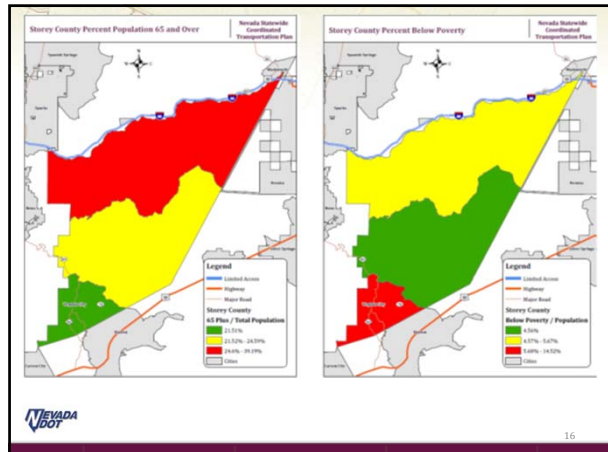
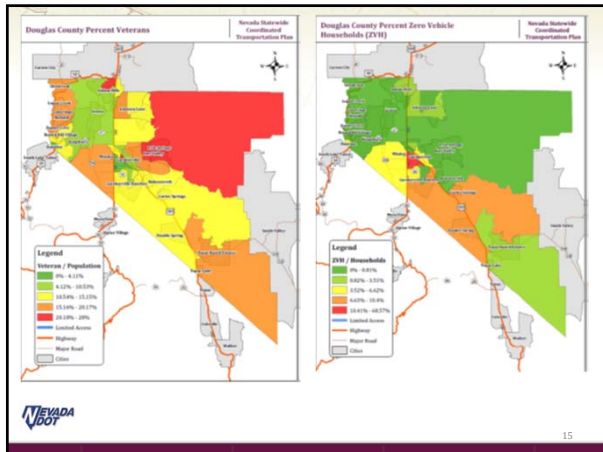
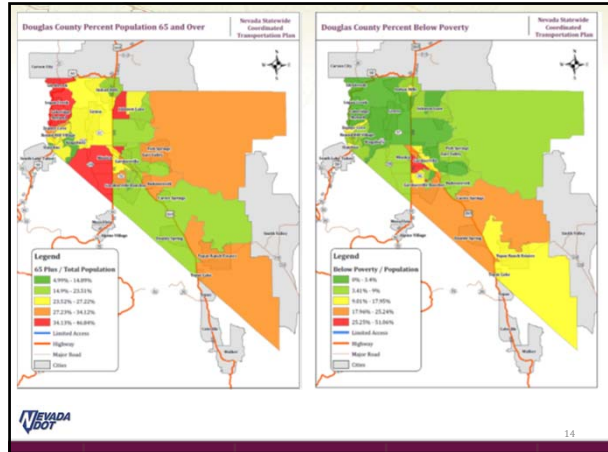
- ◆ Demand is measured with data
- ◆ Measurable inputs include:
 - Size of the aging population
 - Number of people with disabilities that limit driving
 - Household poverty status
 - Number of available vehicles per household
 - Number of drivers per household
 - Type and amount of transportation service available

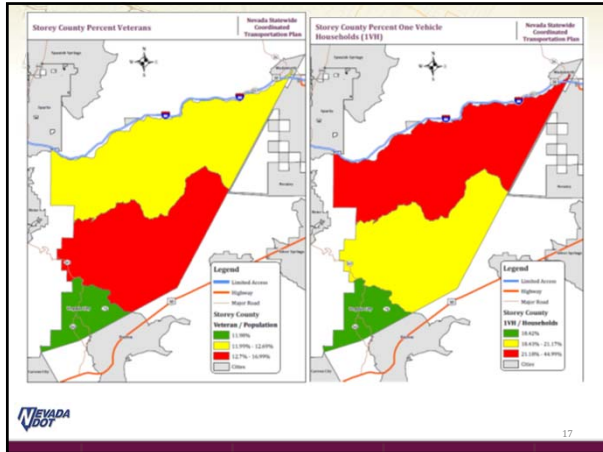


12

Demographic Indicators

Census Places in Douglas and Storey Counties	Total population	65 Plus	Median Age	Population for Whom Poverty Status is Determined	Population Below Poverty Level	Total Households	Zero Vehicle Households	One Vehicle Households
Gardnerville Ranchos	10,646	21%	42.4	10,646	13%	4,384	1%	28%
Indian Hills	6,328	19%	43.8	6,291	8%	2,384	1%	29%
Johnson Lane	6,244	25%	53	6,244	6%	2,437	0%	15%
Gardnerville	5,555	25%	48.3	5,417	15%	2,539	3%	37%
Minden	3,359	30%	49.9	3,295	19%	1,400	0%	42%
Kingsbury	2,242	23%	56.1	2,242	5%	1,070	0%	38%
Topaz Ranch Estates	1,680	27%	54.2	1,679	16%	758	2%	28%
East Valley	1,467	25%	51.1	1,467	1%	529	0%	12%
Ruhlenstroth	1,163	30%	56.5	1,163	9%	512	0%	16%
Stanline	1,083	5%	34.1	1,083	15%	426	2%	87%
Genoa	983	19%	56	957	4%	387	0%	10%
Round Hill Village	811	26%	49.7	811	9%	353	0%	22%
Fish Springs	747	26%	55	747	9%	289	1%	6%
Earlton Springs	535	17%	42.2	528	7%	231	0%	22%
Washoe Cove	424	30%	59.3	424	13%	222	0%	33%
Skyland	262	35%	58.8	262	0%	116	0%	18%
Lakeridge	258	38%	61.6	258	3%	152	0%	33%
Trout Springs	178	22%	59	178	1%	70	0%	23%
Elmbrook	151	68%	70.6	151	0%	79	0%	20%
Topaz Lake	130	48%	64	130	15%	74	1%	45%
Logan Creek	42	100%	70.6	42	0%	21	0%	0%
Arroyo Cito, Storey Co.	711	24%	52	695	19%	366	0%	14%





Transportation Resources

- ◆ DART
- ◆ Rural Nevada RSVP
- ◆ Silverado Stages
- ◆ Tahoe Transportation District

Unmet Transportation Needs/ Gaps in Services in 2011

- ◆ 67 Respondents to the Public Survey
 - About 51% were current transit riders
 - About 49% were not current transit riders
 - 83% of non-transit riders had a car
 - 54% said transit does not go where they need to go
 - 33% said they don't know where it goes
 - 29% said it doesn't run often enough
 - Others: Unreliable, too expensive, takes too long
- ◆ Coordination with BlueGo and JAC to serve Lake Tahoe, Carson City, and Reno

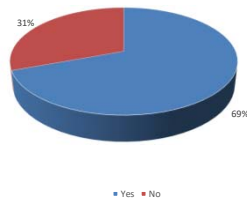
Unmet Transportation Needs/ Gaps in Services in 2018

- ◆ **IN PROGRESS:** 51 Respondents to the Public Survey So Far (Statewide)
 - About 6% were current transit riders
 - About 92% were not current transit riders
 - 83% of all respondents don't ride because they have a car
 - 45% said transportation is not available where they live
 - 33% said transit does not go where they need to go
 - 16% said transit takes too long
 - 33% said it doesn't run often enough
 - 14% said they do not know where it goes or how it works

Unmet Transportation Needs/ Gaps in Services in 2018

◆ Preliminary Public Survey Results (Statewide)

Do you, or a family member, have any difficulty getting the transportation you need?



21

COORDINATION GOALS ACCOMPLISHMENTS AND CHALLENGES SINCE 2008



22

2008 Coordinated Goals

- ◆ Develop transit websites
- ◆ Mineral, Pershing, Lyon, Churchill and Storey Counties will provide less complex and more efficient connectivity between counties
- ◆ Form interagency work groups to share ideas
- ◆ Incorporate an information hot line (511)
- ◆ Provide Ride Share Program



23

2008 Coordinated Goals

- ◆ Create the Triangle Van Pool for commuters between Kingsbury Grade, Lake Tahoe and Douglas County
- ◆ Provide Ride Share Program
- ◆ Design new maps showing connecting routes
- ◆ Provide funding to cover costs of training for transit providers



24

2011 Coordinated Goals

- ◆ Douglas County
 - Dial-a-Ride for seniors
 - Simplified transit transfers and trip planning across providers
 - Additional intercity fixed routes
- ◆ Storey County
 - No specific needs identified in 2011



25

2011 Coordinated Goals

- ◆ Statewide Needs
 - Increased funding
 - Coordination of planning and services
 - Apply technology to improve service
 - Improve service provider capabilities
 - Increase intercity bus service



26

NEXT STEPS



27

Update Inventory and Needs Assessment

- ◆ RLS Interviews Transportation Providers
 - Organizations that Use or Purchase Transportation Have an Opportunity to Complete a Survey
- ◆ Public Transportation Needs Assessment Surveys:
 - Local Libraries, Offices, Shops, Agencies, Community Centers
 - On-line with Announcements on Vehicles and Posted at Agencies



Draft Final Report

- ◆ NDOT and RLS will create the draft plan and make it available online.
- ◆ Stakeholders review the Draft Plan and submit comments by phone or email



Final Plan

- ◆ RLS Emails Final Plan to Stakeholders for One Last Review
- ◆ Local Stakeholders Vote On-line for The Priorities
- ◆ NDOT will Adopt the Final Plan



Reminder!

- ◆ **Participation** in the Planning Process is Required for Funding Eligibility –
 - Applications for Funding Must be Part of the Coordinated Transportation Plan.



Questions Please



Nevada DOT Project Manager
Matt Bradley
mbradley@dot.nv.gov
775-888-7466



Thank You!





**Coordinated Human Services
Transportation Plan Update**
Statewide Rural Public Transit

Elko County Community Workshop
June 20, 2018

Presented by: RLS & Associates, Inc.



www.rlsandassoc.com




Workshop Objectives

1. **Review FAST Act Highlights**
2. **Coordinated Transportation Plan Purpose**
3. **Update Inventory of Existing Resources**
4. **Update Unmet Transportation Needs**
5. **Review Priorities and Challenges**
6. **Update Priorities, Goals, and Strategies**
7. **Next Steps**



www.rlsandassoc.com


**FAST Act and Coordination
Planning Requirements**



3

History of Coordination Plans

- ◆ Requirements of the Plan Are a Result of:
 - 2003 – General Accounting Office Report Identifying:
 - 62 Different Federal Funding Programs
 - 8 Different Federal Funding Agencies
 - 2005 – 2009 SAFETEA-LU was Signed into Law
 - 2012 – 2015 MAP-21
 - 2015 – FAST Act replaced MAP-21 and provided funding from FY2016-2020
 - Applies to Section 5310 Enhanced Mobility for Seniors and Individuals with Disabilities



31

FAST Act and Coordinated Plans

- ◆ Coordinated Transportation Plans should Seek to Coordinate Transportation with
 - Public transportation
 - Human service agencies and
 - Private transportation providers
- ◆ Coordination is Important Where There is Little or No Traditional Public Transit



Section 5310 Program

- ◆ **Eligibility:** Private Nonprofit Organizations or State-Approved Local Government Authority Where Existing Transportation Services Are Insufficient, Inadequate, or Inappropriate
- ◆ **Program Goal:** To Improve Mobility for Older Adults and Individuals with Disabilities
- ◆ **Example:** Purchase of New or Replacement Wheelchair Accessible Vehicles to Meet Unmet Transportation Needs



6

Section 5310 Program

- ◆ **Matching Requirements:**
 - 80% Federal Participation
 - 20% Local Match (from any non-U.S. Department of Transportation Federal Source... Local Sources... State Source)

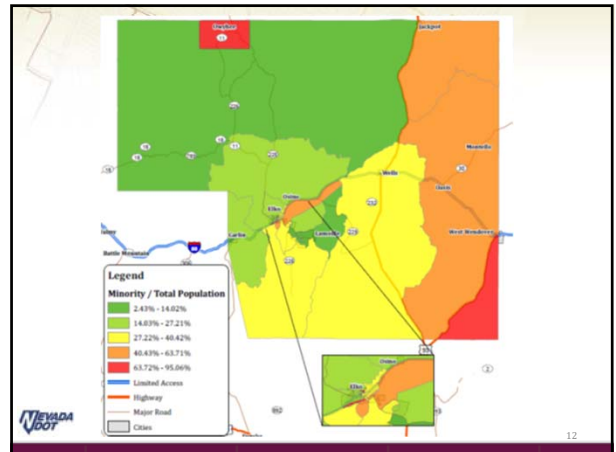
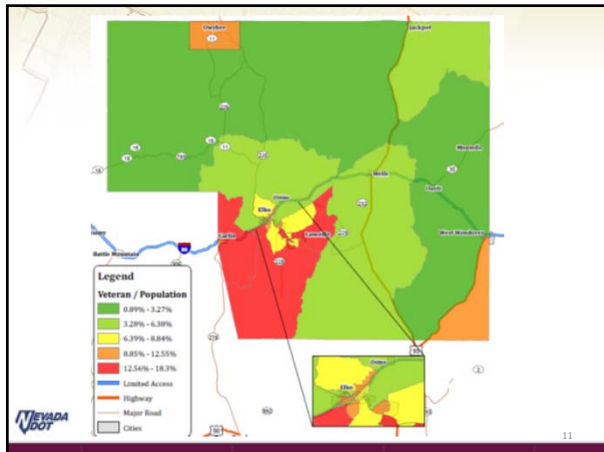
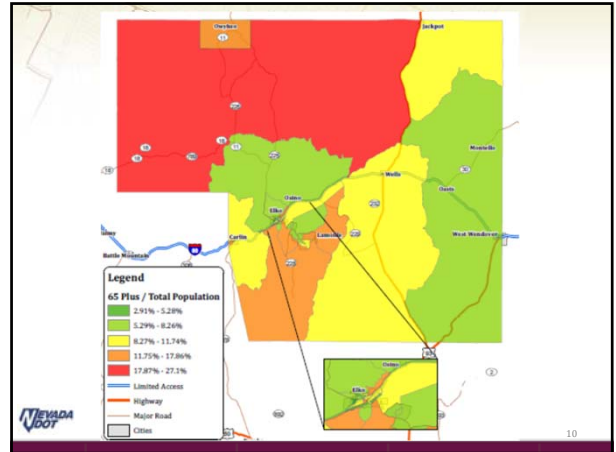
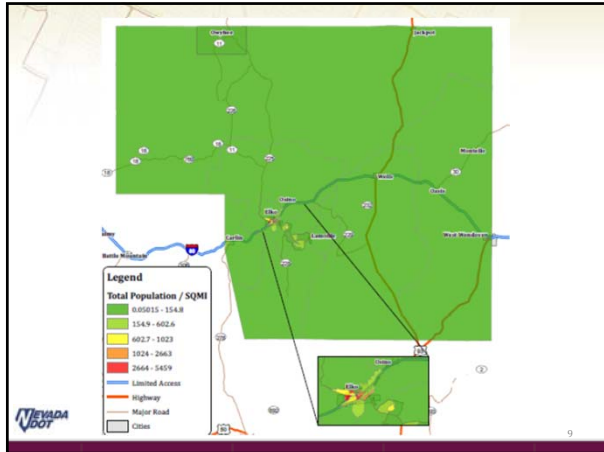


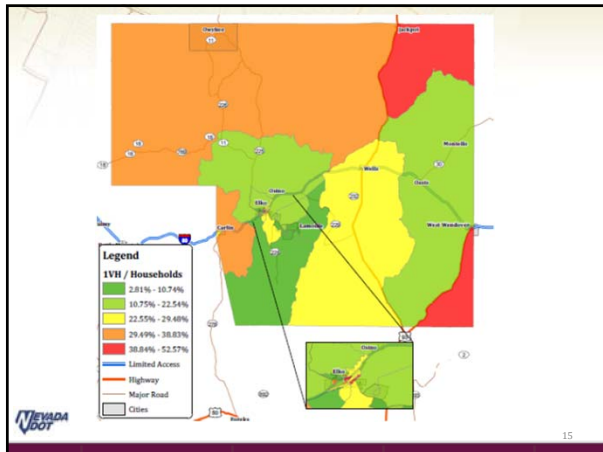
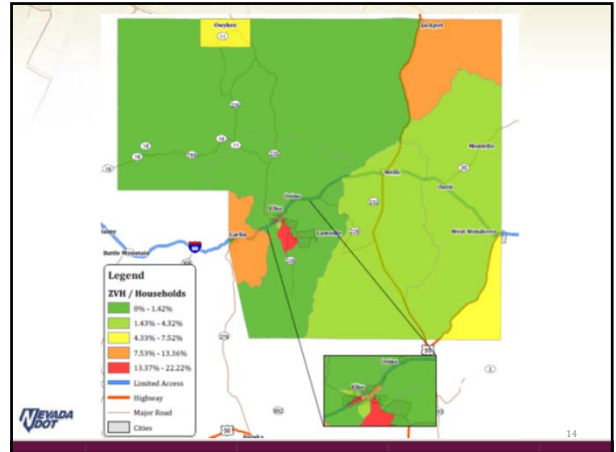
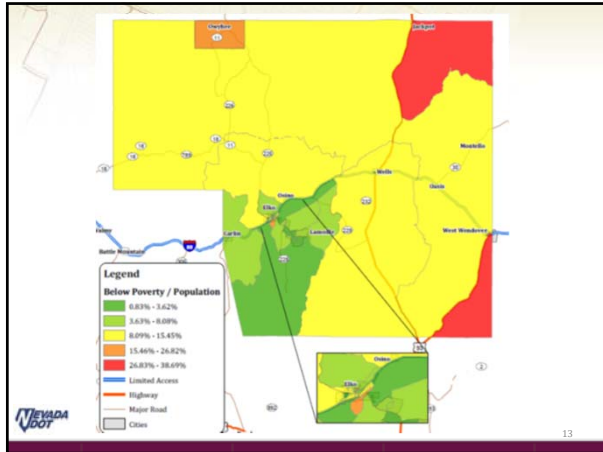
7

ELKO COUNTY DEMOGRAPHICS MAPS



8





Disability Status

Geography	Total population	With a disability	Percent with a disability
Churchill County, Nevada	23,277	3,960	17.0%
Clark County, Nevada	2,046,634	251,703	12.3%
Douglas County, Nevada	47,119	7,456	15.8%
Elko County, Nevada	51,382	5,947	11.6%
Esmeralda County, Nevada	1,064	198	18.6%
Eureka County, Nevada	1,725	255	14.8%
Humboldt County, Nevada	16,864	1,931	11.5%
Lander County, Nevada	5,866	655	11.2%
Lincoln County, Nevada	4,681	697	14.9%
Lyon County, Nevada	51,580	10,266	19.9%
Mineral County, Nevada	4,440	1,096	24.7%
Nye County, Nevada	42,783	10,384	24.3%
Pershing County, Nevada	4,670	884	18.9%
Storey County, Nevada	3,918	919	23.5%
Washoe County, Nevada	437,176	53,215	12.2%
White Pine County, Nevada	8,449	1,685	19.9%
Carson City, Nevada	52,488	11,975	22.8%

CITY DEMOGRAPHICS



17

City Demographics

Geography	Total population	Percent 65 Plus	Median Age	Percent below poverty level	Percent ZVH or 1VH
Owyhee	1,203	13%	32.6	22%	40%
Jackpot	1,535	11%	40.9	38%	68%
Montello	80	36%	54.5	36%	39%
Wells West	1,377	14%	33.6	4%	35%
Wendover	4,390	7%	30	23%	41%
Lamoille	285	38%	54.1	0%	0%
Spring Creek	13,310	8%	35.2	3%	11%
Osino	852	6%	34.1	13%	10%
Elko	20,078	7%	30.9	12%	33%
Carlin	2,337	12%	34.7	4%	31%



18

YOUR PLAN

CURRENT TRANSPORTATION RESOURCES AND UNMET NEEDS



19

Existing Transportation Resources

Provider	Area	Eligibility	Type of Service	Trip Purposes
GET My Ride	Elko, Spring Creek, Ryndon, Osino, Carlin, Wells	General Public	Fixed Route and Advance Reservation	Any
Carlin Open Door Senior Center	Carlin, Elko	Senior Citizens, People With Disabilities, Public as space allows	Advance Reservation	Medical, Shopping, Senior Center
Wells Senior Center	Wells, Elko, Twin Falls ID	Senior Citizens, People With Disabilities, Public as space allows	Advance Reservation	Medical, Shopping, Senior Center
Wells Band Council	Wells Colony	Residents	Advance Reservation	Medical, Shopping
Duck Valley Senior Center	Owyhee		Advance Reservation	Medical, Shopping



20

Existing Transportation Resources

Provider	Area	Eligibility	Type of Service	Trip Purposes
RSVP	Statewide	Senior Citizens/People With Disabilities	Advance Reservation/Provided by Volunteers	Medical, VA, Shopping, Senior Center
MTM	Statewide	Medicaid	Advance Reservation	Medical
Amtrak	Elko	General Public	Rail	Any



21

GROUP EXERCISE

Write down 3 to 5 unmet transportation needs in your community



22

Unmet Transportation Needs/ Gaps in Services in 2011 Plan

County	Unmet Needs/Gaps in Service	Potential Solutions
Elko	Daily transportation to Elko for all people/all purposes; Service in Spring Creek; Inter-city bus service; Affordable service to Twin Falls ID and Salt Lake City UT	Taxi-type service for local residents; Greyhound service to more destinations; Expand Elko service to Spring Creek; Improve reliability; Weekend and more frequent service



23

NEXT STEPS



24

Update Inventory and Needs Assessment

- ◆ RLS Interviews Transportation Providers
 - Organizations that Use or Purchase Transportation Have an Opportunity to Complete a Survey
- ◆ Public Transportation Needs Assessment Surveys:
 - Local Libraries
 - On-line with Announcements on Vehicles and Posted at Agencies



Draft Final Report

- ◆ Stakeholders Review the Draft Plan and Submit Comments to RLS by Phone or Email



Final Plan

- ◆ RLS Emails Final Plan to Stakeholders for One Last Review
- ◆ Local Stakeholders Vote On-line for The Priorities
- ◆ NDOT will Adopt the Final Plan



Reminder!

- ◆ **Participation** in the Planning Process is Required for Funding Eligibility –
 - Applications for Funding Must be Part of the Coordinated Transportation Plan.



Questions Please



Nevada DOT Project Manager
Matt Bradley
mbradley@dot.nv.gov
775-888-7466



Thank You!





Coordinated Human Services Transportation Plan Update

Statewide Rural Public Transit

Eureka County Community Workshop
June 19, 2018

Presented by: RLS & Associates, Inc.



www.rlsandassoc.com




Workshop Objectives

1. **Review FAST Act Highlights**
2. **Coordinated Transportation Plan Purpose**
3. **Update Inventory of Existing Resources**
4. **Update Unmet Transportation Needs**
5. **Review Priorities and Challenges**
6. **Update Priorities, Goals, and Strategies**
7. **Next Steps**



www.rlsandassoc.com


FAST Act and Coordination Planning Requirements



3

History of Coordination Plans

- ◆ Requirements of the Plan Are a Result of:
 - 2003 – General Accounting Office Report Identifying:
 - 62 Different Federal Funding Programs
 - 8 Different Federal Funding Agencies
 - 2005 – 2009 SAFETEA-LU was Signed into Law
 - 2012 – 2015 MAP-21
 - 2015 – FAST Act replaced MAP-21 and provided funding from FY2016-2020
 - Applies to Section 5310 Enhanced Mobility for Seniors and Individuals with Disabilities



FAST Act and Coordinated Plans

- ◆ Coordinated Transportation Plans should Seek to Coordinate Transportation with
 - Public transportation
 - Human service agencies and
 - Private transportation providers
- ◆ Coordination is Important Where There is Little or No Traditional Public Transit



Section 5310 Program

- ◆ **Eligibility:** Private Nonprofit Organizations or State-Approved Local Government Authority Where Existing Transportation Services Are Insufficient, Inadequate, or Inappropriate
- ◆ **Program Goal:** To Improve Mobility for Older Adults and Individuals with Disabilities
- ◆ **Example:** Purchase of New or Replacement Wheelchair Accessible Vehicles to Meet Unmet Transportation Needs



6

Section 5310 Program

- ◆ **Matching Requirements:**
 - 80% Federal Participation
 - 20% Local Match (from any non-U.S. Department of Transportation Federal Source... Local Sources... State Source)



7

DEMOGRAPHICS



8

Geography	Total population	With a disability	Percent with a disability	Median Age	Percent 65 and over	Total Square Miles	Population Per Square Mile	Percent Below Poverty	Percent Minority	Percent 0 Vehicles	Percent 1 Vehicle	Percent Veterans
Churchill	23,277	3,960	17.0%	38.8	18.2%	4,930	4.9	16.3%	25.5%	5.7%	29.2%	17.3%
Douglas	47,119	7,456	15.8%	50.1	24.7%	710	66.8	10.9%	18.5%	2.8%	27.6%	13.9%
Elko	51,382	5,947	11.6%	33.5	9.2%	17,170	3.0	10.5%	32.6%	3.5%	23.2%	8.9%
Esmeralda	1,064	198	18.6%	42.0	26.6%	3,582	0.3	11.9%	15.2%	0.9%	35.0%	11.0%
Eureka	1,725	255	14.8%	47.1	15.7%	4,176	0.4	10.8%	1.7%	0.0%	23.2%	13.2%
Humboldt	16,864	1,931	11.5%	35.2	10.7%	9,641	1.8	11.9%	34.5%	4.0%	24.9%	9.1%
Lander	5,866	655	11.2%	37.0	12.6%	5,490	1.1	12.9%	33.1%	9.4%	15.0%	10.4%
Lincoln	4,681	697	14.9%	39.6	20.4%	10,633	0.5	12.7%	17.1%	2.0%	25.7%	11.0%
Lyon	51,580	10,266	19.9%	43.7	20.0%	2,001	25.9	15.3%	23.6%	5.2%	28.8%	15.9%
Mineral	4,440	1,096	24.7%	49.2	25.2%	3,753	1.2	21.2%	40.8%	10.7%	32.8%	21.0%
Nye	42,783	10,384	24.3%	51.2	27.6%	18,182	2.4	17.2%	22.7%	3.4%	35.9%	17.3%
Pershing	4,670	884	18.9%	41.3	21.2%	6,037	1.1	16.4%	33.8%	6.8%	22.4%	12.0%
Storey	3,918	919	23.5%	54.4	29.0%	263	15.0	7.2%	13.4%	1.3%	27.6%	14.3%
White Pine	8,449	1,685	19.9%	39.1	17.6%	8,876	1.1	12.8%	26.8%	3.5%	23.5%	10.7%

City/Town Demographics

Geography	Total population	Median Age	65 Plus	Percent 65 and over	Percent below poverty level	Zero or 1-vehicle households
Crescent Valley CDP, Nevada	386	40.3	37	9.6%	2.8%	22.7%
Eureka CDP, Nevada	425	62.1	113	26.6%	13.6%	35.5%

YOUR PLAN


CURRENT TRANSPORTATION RESOURCES AND UNMET NEEDS

Existing Transportation Resources

Provider	Area	Eligibility	Type of Service	Trip Purposes
Eureka County Senior Center	Eureka County and larger towns outside the county	Age 60 and older and people with a disability (general public as space allows)	Advance Reservation	Any
RSVP	Statewide	Senior Citizens/People With Disabilities	Advance Reservation/Provided by Volunteers	Medical, VA, Shopping, Senior Center
MTM	Statewide	Medicaid	Advance Reservation	Medical

GROUP EXERCISE


Write down 3 to 5 unmet transportation needs in your community



13


**Unmet Transportation Needs/
Gaps in Services in 2011 Plan**

County	Unmet Needs/Gaps in Service
Eureka	Traveler Information; More trips to Elko



14


NEXT STEPS



15

Update Inventory and Needs Assessment

- ◆ RLS Interviews Transportation Providers
 - Organizations that Use or Purchase Transportation Have an Opportunity to Complete a Survey
- ◆ Public Transportation Needs Assessment Surveys:
 - Local Libraries
 - On-line with Announcements on Vehicles and Posted at Agencies



16

Draft Final Report

- ◆ Stakeholders Review the Draft Plan and Submit Comments to RLS by Phone or Email



Final Plan

- ◆ RLS Emails Final Plan to Stakeholders for One Last Review
- ◆ Local Stakeholders Vote On-line for The Priorities
- ◆ NDOT will Adopt the Final Plan



Reminder!

- ◆ **Participation** in the Planning Process is Required for Funding Eligibility –
 - Applications for Funding Must be Part of the Coordinated Transportation Plan.



Questions Please



Nevada DOT Project Manager
Matt Bradley
mbradley@dot.nv.gov
775-888-7466



Thank You!





**Coordinated Human Services
Transportation Plan Update**
Statewide Rural Public Transit

Nye and Esmeralda County Community
Workshop
June 20, 2018



Presented by: RLS & Associates, Inc.

www.rlsandassoc.com




Workshop Objectives

1. **Review FAST Act Highlights**
2. **Coordinated Transportation Plan Purpose**
3. **Update Inventory of Existing Resources**
4. **Update Unmet Transportation Needs**
5. **Review Priorities and Challenges**
6. **Update Priorities, Goals, and Strategies**
7. **Next Steps**



www.rlsandassoc.com


**FAST Act and Coordination
Planning Requirements**



3

History of Coordination Plans

- ◆ Requirements of the Plan Are a Result of:
 - 2003 – General Accounting Office Report Identifying:
 - 62 Different Federal Funding Programs
 - 8 Different Federal Funding Agencies
 - 2005 – 2009 SAFETEA-LU was Signed into Law
 - 2012 – 2015 MAP-21
 - 2015- FAST Act replaced MAP-21 and provided funding from FY2016-2020
 - Applies to Section 5310 Enhanced Mobility for Seniors and Individuals with Disabilities



4

FAST Act and Coordinated Plans

- ◆ Coordinated Transportation Plans should Seek to Coordinate Transportation with
 - Public transportation
 - Human service agencies and
 - Private transportation providers
- ◆ Coordination is Important Where There is Little or No Traditional Public Transit



Section 5310 Program

- ◆ **Eligibility:** Private Nonprofit Organizations or State-Approved Local Government Authority Where Existing Transportation Services Are Insufficient, Inadequate, or Inappropriate
- ◆ **Program Goal:** To Improve Mobility for Older Adults and Individuals with Disabilities
- ◆ **Example:** Purchase of New or Replacement Wheelchair Accessible Vehicles to Meet Unmet Transportation Needs



6

Section 5310 Program

- ◆ **Matching Requirements:**
 - 80% Federal Participation for Capital
 - 20% Local Match (from any non-U.S. Department of Transportation Federal Source... Local Sources... State Source)
 - 50% Federal Match for Operating
 - 50% Local Match (from any non-U.S. Department of Transportation Federal Source... Local Sources... State Source)
 - Includes Contract Revenue as Eligible Match

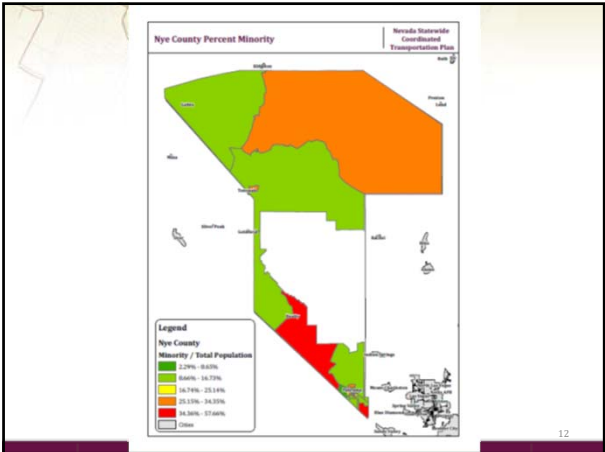
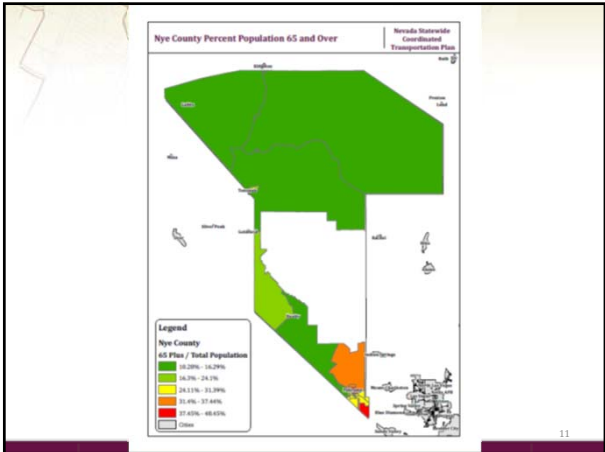
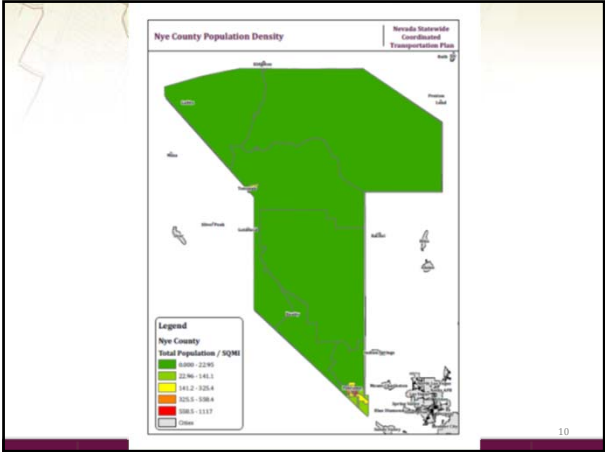
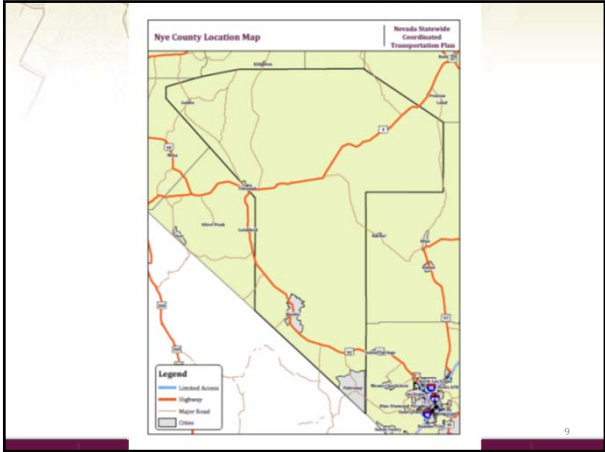


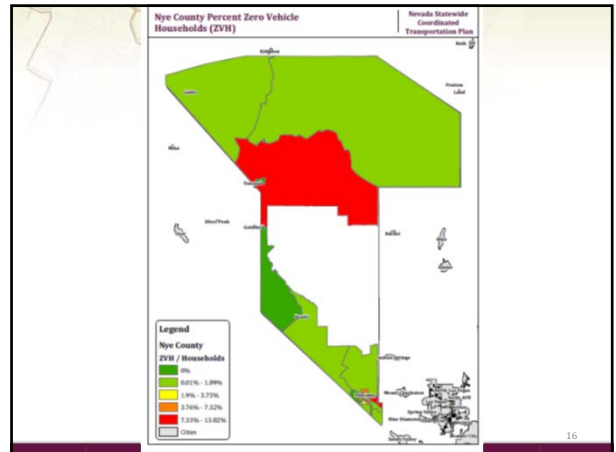
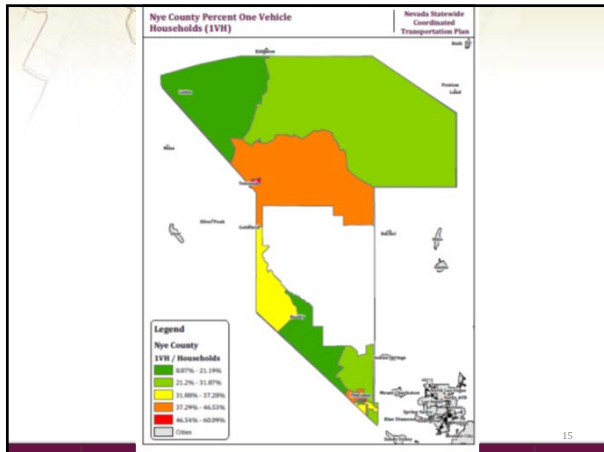
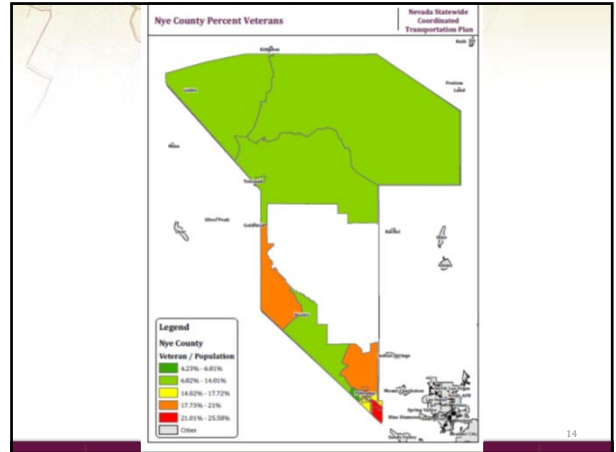
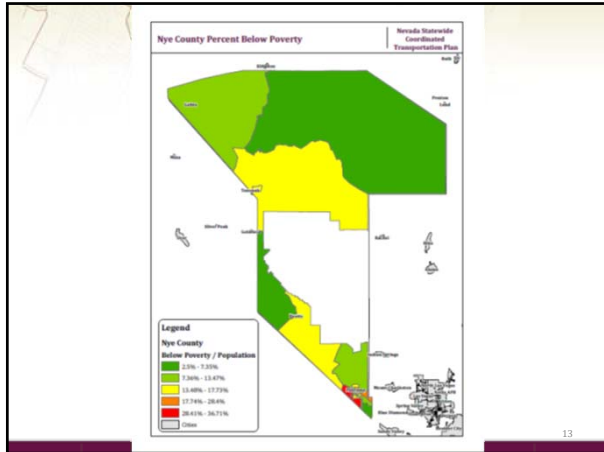
7

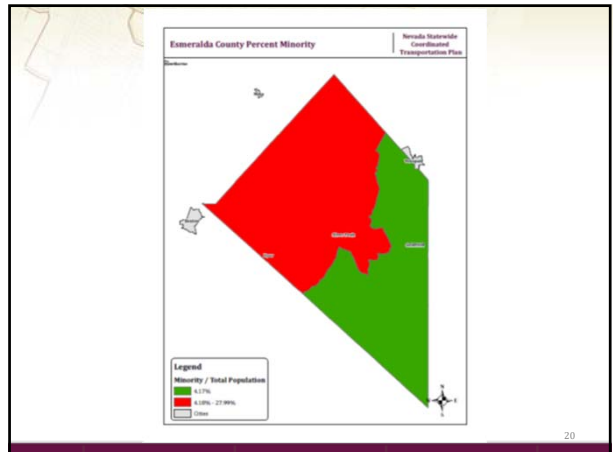
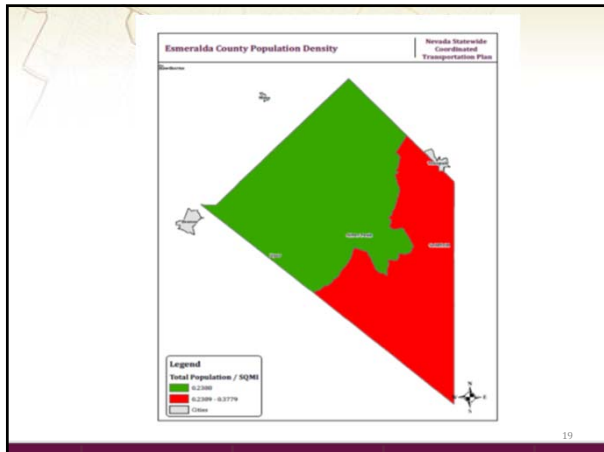
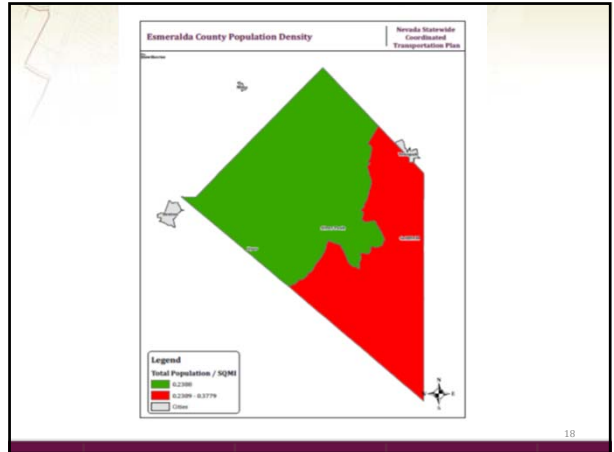
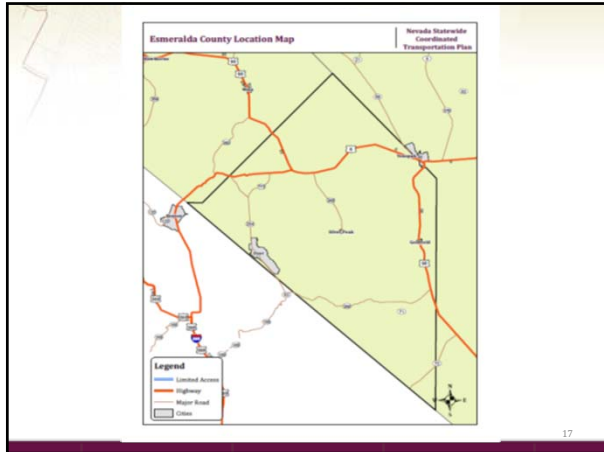
NYE and ESMERALDA COUNTY DEMOGRAPHICS MAPS

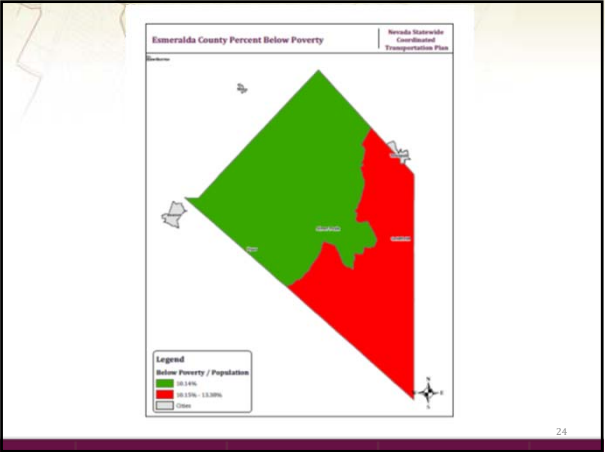
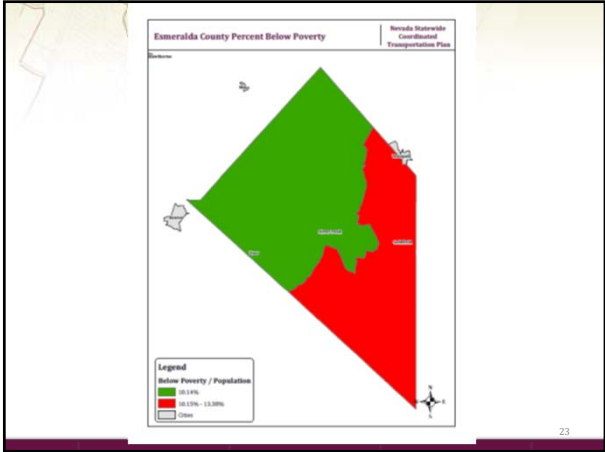
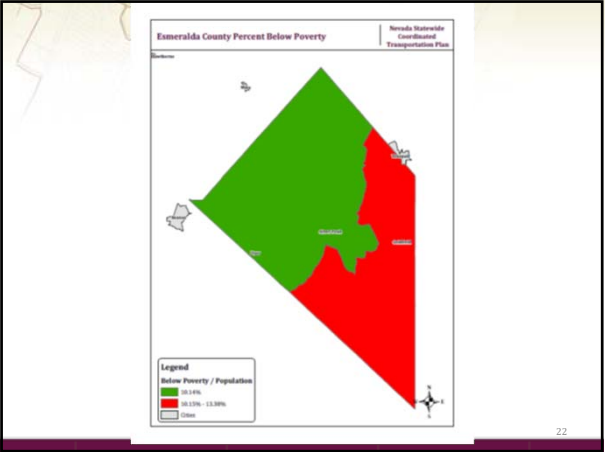
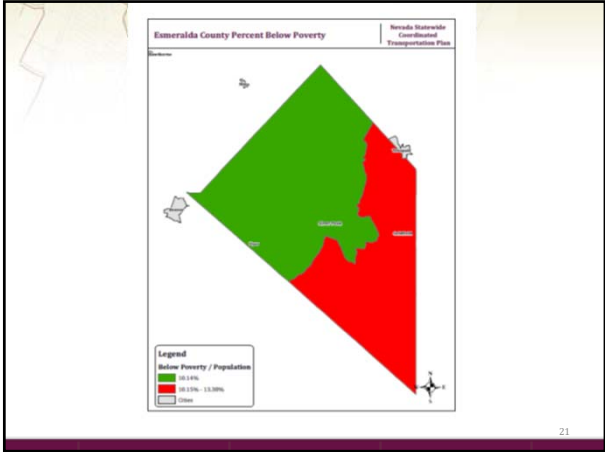


8









YOUR PLAN


**CURRENT TRANSPORTATION
RESOURCES AND UNMET NEEDS**



25

Existing Resources


- ◆ Nye County Coalition
- ◆ Nye County Senior Center
- ◆ Pahrump Senior Center
- ◆ Integrity Taxi
- ◆ Esmeralda (until 2019)
- ◆ Tonopah
- ◆ Others ???



26

GROUP EXERCISE


**Write down 3 to 5 unmet
transportation needs in your
community**



27

Unmet Needs from 2011 Plan

None Included



28

NEXT STEPS



29

Update Inventory and Needs Assessment

- ◆ RLS Interviews Transportation Providers
 - Organizations that Use or Purchase Transportation Have an Opportunity to Complete a Survey
- ◆ Public Transportation Needs Assessment Surveys:
 - Local Libraries
 - On-line with Announcements on Vehicles and Posted at Agencies
 - **RSVP Volunteers???**



Surveys Completed

- ◆ 23 Provider Surveys
- ◆ 49 Community Surveys
- ◆ Providers for Clark County Area Include:
 - MTM
 - Rural Nevada RSVP
 - Silver Sage
 - Nye County Senior Nutrition
 - Esmeralda County

31

www.rlsandassoc.com



Survey Links

- ◆ Notification to All Providers and Organizations Based on List from the NDOT
 - <https://www.surveymonkey.com/r/NDOT>
- ◆ Community Survey Link – the NDOT Website and Media Releases
 - <https://www.surveymonkey.com/r/NVtransportation>

32

www.rlsandassoc.com

Draft Final Report

- ◆ Stakeholders Review the Draft Plan and Submit Comments to RLS by Phone or Email



Final Plan

- ◆ RLS Emails Final Plan to Stakeholders for One Last Review
- ◆ Local Stakeholders Vote On-line for The Priorities
- ◆ NDOT will Adopt the Final Plan



Reminder!

- ◆ **Participation** in the Planning Process is Required for Funding Eligibility –
 - Applications for Funding Must be Part of the Coordinated Transportation Plan.



Questions Please



Nevada DOT Project Manager
Matt Bradley
mbradley@dot.nv.gov
775-888-7466



Thank You!





Coordinated Human Services Transportation Plan Update Statewide Rural Public Transit

Humboldt County Community Workshop
June 18, 2018

Presented by: RLS & Associates, Inc.



www.rlsandassoc.com



Workshop Objectives

1. **Review FAST Act Highlights**
2. **Coordinated Transportation Plan Purpose**
3. **Update Inventory of Existing Resources**
4. **Update Unmet Transportation Needs**
5. **Review Priorities and Challenges**
6. **Update Priorities, Goals, and Strategies**
7. **Next Steps**



www.rlsandassoc.com

FAST Act and Coordination Planning Requirements



3

History of Coordination Plans

- ◆ Requirements of the Plan Are a Result of:
 - 2003 – General Accounting Office Report Identifying:
 - 62 Different Federal Funding Programs
 - 8 Different Federal Funding Agencies
 - 2005 – 2009 SAFETEA-LU was Signed into Law
 - 2012 – 2015 MAP-21
 - 2015 - FAST Act replaced MAP-21 and provided funding from FY2016-2020
 - Applies to Section 5310 Enhanced Mobility for Seniors and Individuals with Disabilities



FAST Act and Coordinated Plans

- ◆ Coordinated Transportation Plans should Seek to Coordinate Transportation with
 - Public transportation
 - Human service agencies and
 - Private transportation providers
- ◆ Coordination is Important Where There is Little or No Traditional Public Transit



Section 5310 Program

- ◆ **Eligibility:** Private Nonprofit Organizations or State-Approved Local Government Authority Where Existing Transportation Services Are Insufficient, Inadequate, or Inappropriate
- ◆ **Program Goal:** To Improve Mobility for Older Adults and Individuals with Disabilities
- ◆ **Example:** Purchase of New or Replacement Wheelchair Accessible Vehicles to Meet Unmet Transportation Needs



6

Section 5310 Program

- ◆ **Matching Requirements:**
 - 80% Federal Participation
 - 20% Local Match (from any non-U.S. Department of Transportation Federal Source... Local Sources... State Source)



7

County Demographics

Geography	Total population	With a disability	Percent with a disability	Median Age	Percent 65 and over	Total Square Miles	Population Per Square Mile	Percent Below Poverty	Percent Minority	Percent 0 Vehicles	Percent 1 Vehicle	Percent Veterans
Church County, Nevada	23,277	3,960	17.0%	38.8	18.2%	4,930	4.8	16.3%	25.5%	5.7%	29.2%	17.3%
Clark County, Nevada	2,046,634	251,703	12.3%	36.7	13.5%	7,891	262.3	15.0%	55.0%	8.5%	38.7%	9.5%
Douglas County, Nevada	47,119	7,456	15.8%	50.1	24.7%	710	66.8	10.9%	18.5%	2.8%	27.6%	13.9%
Ely County, Nevada	51,382	5,947	11.6%	33.5	9.2%	17,170	3.0	10.5%	32.8%	3.5%	23.2%	8.9%
Esmeralda County, Nevada	1,054	198	18.8%	42.0	26.0%	3,582	0.3	11.9%	15.2%	0.9%	35.0%	11.0%
Evans County, Nevada	1,225	255	20.8%	47.1	15.7%	4,176	0.3	10.1%	1.7%	0.0%	23.7%	13.2%
Humboldt County, Nevada	14,864	1,933	13.0%	35.2	10.7%	9,441	1.6	11.9%	34.5%	4.0%	24.9%	9.1%
Jardine County, Nevada	5,866	600	10.2%	37.2	12.8%	5,490	1.1	12.9%	33.1%	9.4%	15.0%	10.4%
Lincoln County, Nevada	4,681	697	14.9%	39.4	20.4%	10,633	0.5	12.7%	17.1%	2.0%	25.7%	11.0%
Lyon County, Nevada	51,580	10,266	19.9%	43.7	20.0%	2,001	25.9	15.3%	23.6%	5.2%	28.8%	15.9%
Mineral County, Nevada	4,440	1,096	24.7%	49.2	25.2%	3,753	1.2	21.2%	40.8%	10.7%	32.8%	21.0%
Nye County, Nevada	42,783	10,384	24.3%	51.2	27.8%	18,182	2.4	17.2%	22.7%	3.4%	35.9%	17.3%
Orinda County, Nevada	4,970	884	17.8%	41.3	21.2%	6,037	1.1	16.4%	33.8%	6.8%	22.4%	12.0%
Storey County, Nevada	3,918	919	23.5%	54.4	29.0%	269	14.6	22.7%	15.4%	1.9%	27.6%	14.2%
Washoe County, Nevada	457,176	52,315	11.4%	37.8	14.7%	6,203	73.8	15.0%	22.8%	3.9%	32.2%	9.8%
White Pine County, Nevada	8,449	1,680	19.9%	39.1	17.6%	8,876	1.1	12.8%	26.8%	3.5%	23.5%	10.7%
Yamson City, Nevada	52,488	11,975	22.8%	43.1	19.8%	145	376.1	16.7%	31.4%	7.3%	36.4%	11.8%



8

City Demographics

County	Geography	Total population	65 Plus	Median Age	Percent Below Poverty Level	Households	ZVI	1VH	Percent
Humboldt	Denio CDP, Nevada	46	46	66.9	0%	23	0	0	0%
Humboldt	Golconda CDP, Nevada	223	24	47	22%	102	0	38	37%
Humboldt	Fort McDermitt CDP, Nevada	482	66	31.4	44%	120	17	44	51%
Humboldt	McDermitt CDP, Nevada	177	0	54.5	0%	52	0	26	54%
Humboldt	Orvada CDP, Nevada	208	137	77.5	33%	88	0	0	0%
Humboldt	Paradise Valley CDP, Nevada	171	36	56	16%	147	0	0	0%
Humboldt	Valley CDP, Nevada	110	0	41.2	0%	43	0	20	47%
Humboldt	Winnemucca city, Nevada	7881	670	29.9	9%	2820	166	838	36%
Pershing	Grass Valley CDP, Nevada	829	77	44.9	4%	377	28	60	23%
Pershing	Humboldt River Ranch CDP, Nevada	92	92	74.6	0%	45	0	0	0%
Pershing	Imlay CDP, Nevada	139	11	53.4	8%	90	0	11	12%
Pershing	Lowelock city, Nevada	1854	382	35.5	29%	832	95	321	50%
Lander	Battle Mountain CDP, Nevada	3227	458	39.8	11%	1237	149	183	27%
Lander	Austin CDP, Nevada	152	38	51.9	0%	97	19	38	59%
Lander	Kingston CDP, Nevada	164	94	65.7	0%	110	0	36	33%



9

YOUR PLAN

CURRENT TRANSPORTATION RESOURCES AND UNMET NEEDS



10

Existing Transportation Resources

Provider	Area	Eligibility	Type of Service	Trip Purposes
Pleasant Senior Center	Winnemucca, Grass Valley	General Public	Advance Reservation	Any
RSVP	Statewide	Senior Citizens/People With Disabilities	Advance Reservation/Provided by Volunteers	Medical, VA, Shopping, Senior Center
MTM	Statewide	Medicaid	Advance Reservation	Medical
Battle Mountain Senior Center	Primarily Battle Mountain	Senior Citizens	Advance Reservation	Any
Battle Mountain General Hospital	Battle Mountain	Residents of Nursing Home	Coordinated by Nursing Home	Medical, Shopping, Social Services, Recreation
Pershing Senior Center	Pershing County	General Public	Advance Reservation	Any
Amtrak	Winnemucca	General Public	Rail	Any



11

GROUP EXERCISE

Write down 3 to 5 unmet transportation needs in your community



12

Unmet Transportation Needs/ Gaps in Services in 2011 Plan

County	Unmet Needs/Gaps in Service	Potential Solutions
Humboldt	Limited service in Winnemucca	Bus service in main part of Winnemucca to shopping/service areas; Local bus service; Intercity service to Reno and Elko
Lander	Taxi or transit service for weekend and non-senior activities	24-hour taxi service; Dial-a-ride or local bus service (to shopping and key destinations); Intercity service to Reno
Pershing	Regular transportation outside of the community	Local bus service; weekend service; Improved reliability; Intercity service to key destinations



13

Update Inventory and Needs Assessment

- ◆ RLS Interviews Transportation Providers
 - Organizations that Use or Purchase Transportation Have an Opportunity to Complete a Survey
- ◆ Public Transportation Needs Assessment Surveys:
 - Local Libraries
 - On-line with Announcements on Vehicles and Posted at Agencies
 - **RSVP Volunteers???**



Draft Final Report

- ◆ Stakeholders Review the Draft Plan and Submit Comments to RLS by Phone or Email



Final Plan

- ◆ RLS Emails Final Plan to Stakeholders for One Last Review
- ◆ Local Stakeholders Vote On-line for The Priorities
- ◆ NDOT will Adopt the Final Plan



Reminder!

- ♦ **Participation** in the Planning Process is Required for Funding Eligibility –
 - Applications for Funding Must be Part of the Coordinated Transportation Plan.



Nevada DOT Project Manager
Matt Bradley
mbradley@dot.nv.gov
775-888-7466





**Coordinated Human Services
Transportation Plan Update**
Statewide Rural Public Transit

Lincoln County Community Workshop
June 21, 2018

Presented by: RLS & Associates, Inc.



www.rlsandassoc.com




Workshop Objectives

1. **Review FAST Act Highlights**
2. **Coordinated Transportation Plan Purpose**
3. **Update Inventory of Existing Resources**
4. **Update Unmet Transportation Needs**
5. **Review Priorities and Challenges**
6. **Update Priorities, Goals, and Strategies**
7. **Next Steps**



www.rlsandassoc.com


**FAST Act and Coordination
Planning Requirements**



3

History of Coordination Plans

- ◆ Requirements of the Plan Are a Result of:
 - 2003 – General Accounting Office Report Identifying:
 - 62 Different Federal Funding Programs
 - 8 Different Federal Funding Agencies
 - 2005 – 2009 SAFETEA-LU was Signed into Law
 - 2012 – 2015 MAP-21
 - 2015- FAST Act replaced MAP-21 and provided funding from FY2016-2020
 - Applies to Section 5310 Enhanced Mobility for Seniors and Individuals with Disabilities



6

FAST Act and Coordinated Plans

- ◆ Coordinated Transportation Plans should Seek to Coordinate Transportation with
 - Public transportation
 - Human service agencies and
 - Private transportation providers
- ◆ Coordination is Important Where There is Little or No Traditional Public Transit



Section 5310 Program

- ◆ **Eligibility:** Private Nonprofit Organizations or State-Approved Local Government Authority Where Existing Transportation Services Are Insufficient, Inadequate, or Inappropriate
- ◆ **Program Goal:** To Improve Mobility for Older Adults and Individuals with Disabilities
- ◆ **Example:** Purchase of New or Replacement Wheelchair Accessible Vehicles to Meet Unmet Transportation Needs



6

Section 5310 Program

- ◆ **Matching Requirements:**
 - 80% Federal Participation for Capital
 - 20% Local Match (from any non-U.S. Department of Transportation Federal Source... Local Sources... State Source)
 - 50% Federal Match for Operating
 - 50% Local Match (from any non-U.S. Department of Transportation Federal Source... Local Sources... State Source)
 - Includes Contract Revenue as Eligible Match
 - Operating Funds Distributed Through MPO

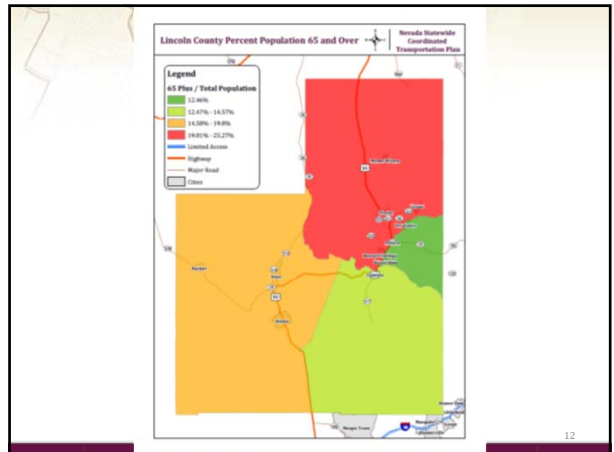
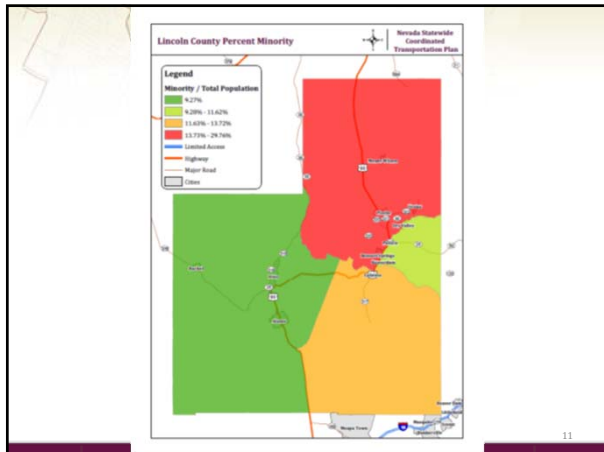
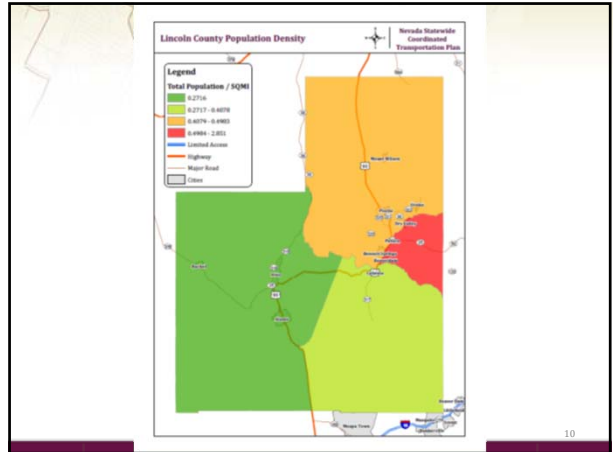
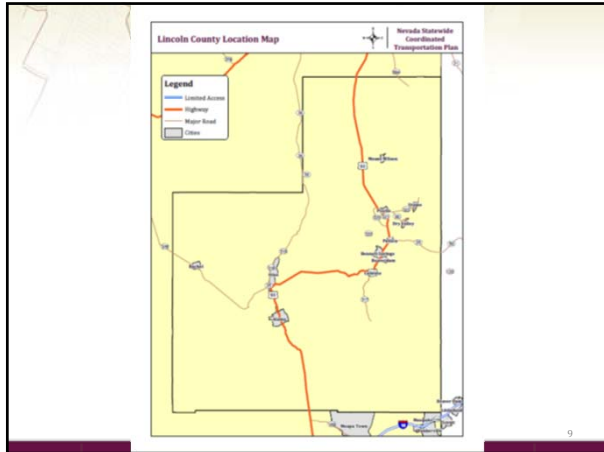


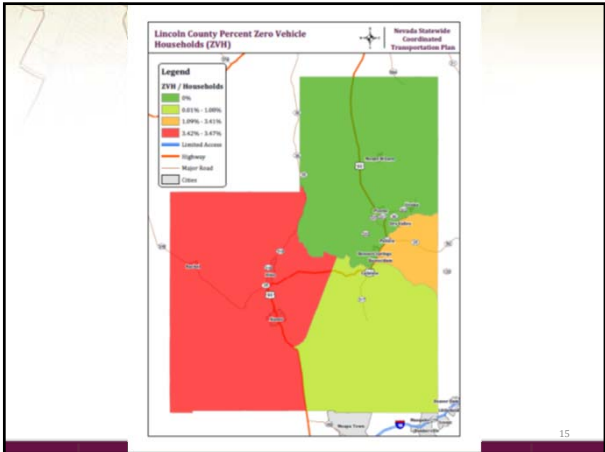
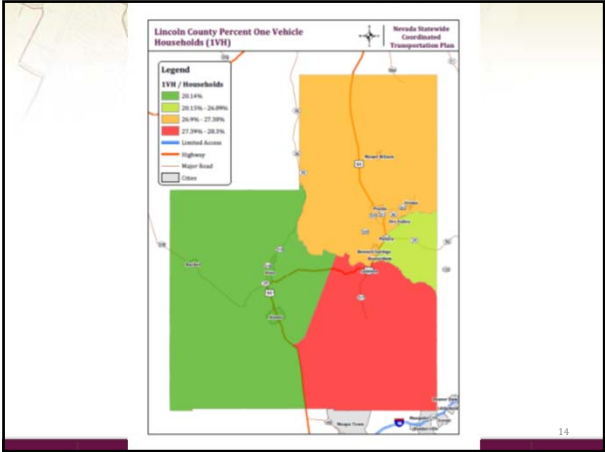
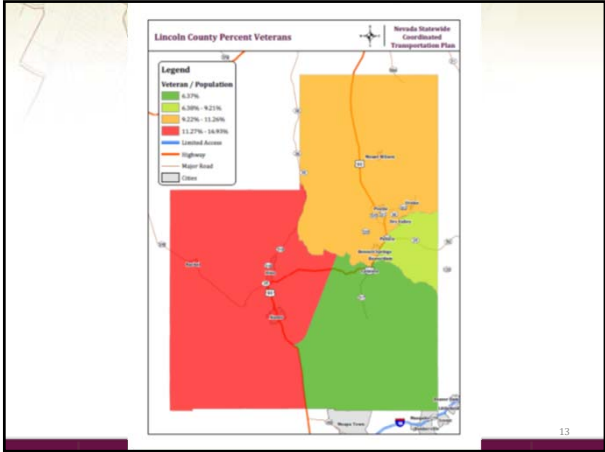
7

LINCOLN COUNTY DEMOGRAPHICS MAPS




8





YOUR PLAN


**CURRENT TRANSPORTATION
RESOURCES AND UNMET NEEDS**



16

Existing Resources


- ◆ Nye County Coalition – Mobility Manager
- ◆ Lincoln County Transportation
- ◆ Lincoln County Human Services
- ◆ Others ???



17

GROUP EXERCISE


Write down 3 to 5 unmet transportation needs in your community



18


Unmet Needs from 2011 Plan

None Included



19

NEXT STEPS



20

Update Inventory and Needs Assessment

- ◆ RLS Interviews Transportation Providers
 - Organizations that Use or Purchase Transportation Have an Opportunity to Complete a Survey
- ◆ Public Transportation Needs Assessment Surveys:
 - Local Libraries
 - On-line with Announcements on Vehicles and Posted at Agencies
 - **RSVP Volunteers???**



Surveys Completed

- ◆ 23 Provider Surveys
- ◆ 49 Community Surveys
- ◆ Providers for Clark County Area Include:
 - MTM
 - Rural Nevada RSVP
 - Silver Sage
 - Nye County Senior Nutrition
 - Esmeralda County

22

www.rlsandassoc.com



Survey Links

- ◆ Notification to All Providers and Organizations Based on List from the NDOT
 - <https://www.surveymonkey.com/r/NDOT>
- ◆ Community Survey Link – the NDOT Website and Media Releases
 - <https://www.surveymonkey.com/r/NVtransportation>

23

www.rlsandassoc.com

Draft Final Report

- ◆ Stakeholders Review the Draft Plan and Submit Comments to RLS by Phone or Email



Final Plan

- ◆ RLS Emails Final Plan to Stakeholders for One Last Review
- ◆ Local Stakeholders Vote On-line for The Priorities
- ◆ NDOT will Adopt the Final Plan



Reminder!

- ◆ **Participation** in the Planning Process is Required for Funding Eligibility –
 - Applications for Funding Must be Part of the Coordinated Transportation Plan.



Questions Please



Nevada DOT Project Manager
Matt Bradley
mbradley@dot.nv.gov
775-888-7466



Thank You!




**Coordinated Human Services
Transportation Plan Update**
Statewide Rural Public Transit

Rural Clark and Nye County Community
Workshop
June 19, 2018

Presented by: RLS & Associates, Inc.



www.rlsandassoc.com


 **Workshop Objectives**

1. **Review FAST Act Highlights**
2. **Coordinated Transportation Plan Purpose**
3. **Update Inventory of Existing Resources**
4. **Update Unmet Transportation Needs**
5. **Review Priorities and Challenges**
6. **Update Priorities, Goals, and Strategies**
7. **Next Steps**



www.rlsandassoc.com


**FAST Act and Coordination
Planning Requirements**



3

History of Coordination Plans

- ◆ Requirements of the Plan Are a Result of:
 - 2003 – General Accounting Office Report Identifying:
 - 62 Different Federal Funding Programs
 - 8 Different Federal Funding Agencies
 - 2005 – 2009 SAFETEA-LU was Signed into Law
 - 2012 – 2015 MAP-21
 - 2015- FAST Act replaced MAP-21 and provided funding from FY2016-2020
 - Applies to Section 5310 Enhanced Mobility for Seniors and Individuals with Disabilities



4

FAST Act and Coordinated Plans

- ◆ Coordinated Transportation Plans should Seek to Coordinate Transportation with
 - Public transportation
 - Human service agencies and
 - Private transportation providers
- ◆ Coordination is Important Where There is Little or No Traditional Public Transit



Section 5310 Program

- ◆ **Eligibility:** Private Nonprofit Organizations or State-Approved Local Government Authority Where Existing Transportation Services Are Insufficient, Inadequate, or Inappropriate
- ◆ **Program Goal:** To Improve Mobility for Older Adults and Individuals with Disabilities
- ◆ **Example:** Purchase of New or Replacement Wheelchair Accessible Vehicles to Meet Unmet Transportation Needs



6

Section 5310 Program

- ◆ **Matching Requirements:**
 - 80% Federal Participation for Capital
 - 20% Local Match (from any non-U.S. Department of Transportation Federal Source... Local Sources... State Source)
 - 50% Federal Match for Operating
 - 50% Local Match (from any non-U.S. Department of Transportation Federal Source... Local Sources... State Source)
 - Includes Contract Revenue as Eligible Match

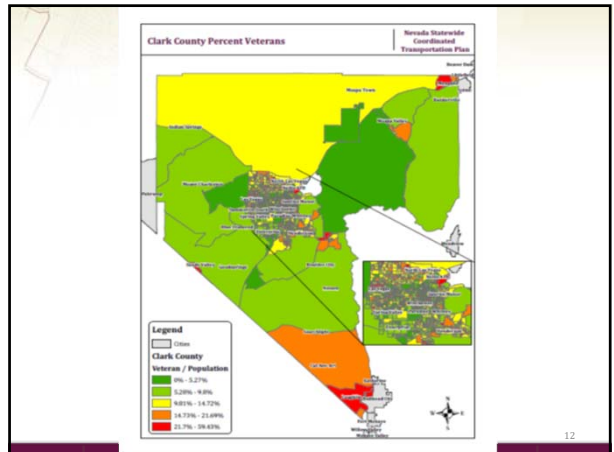
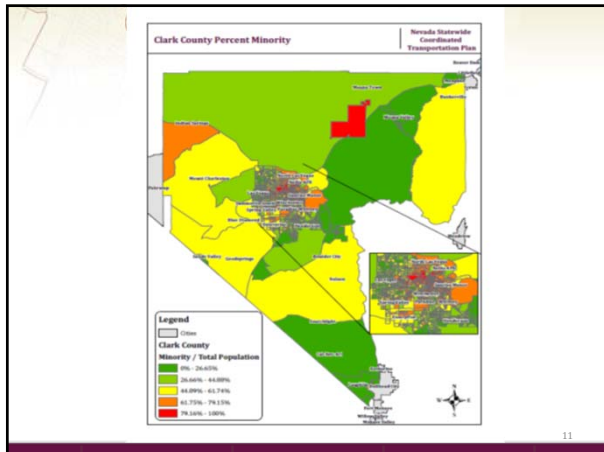
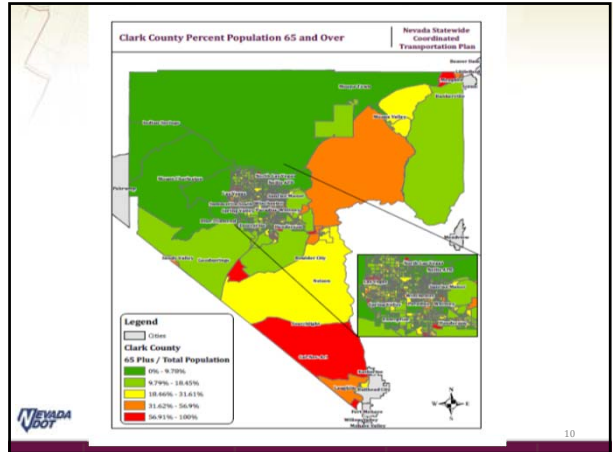
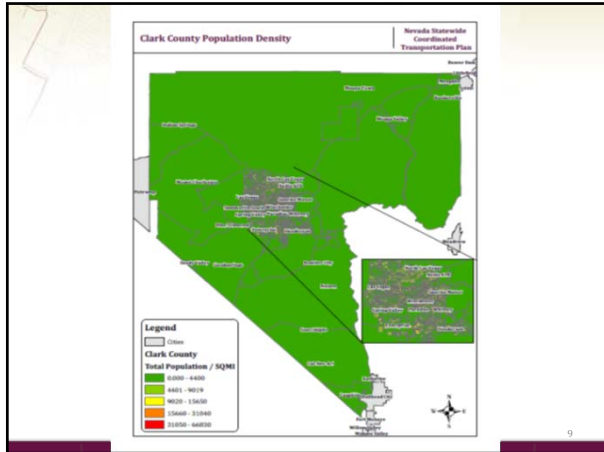


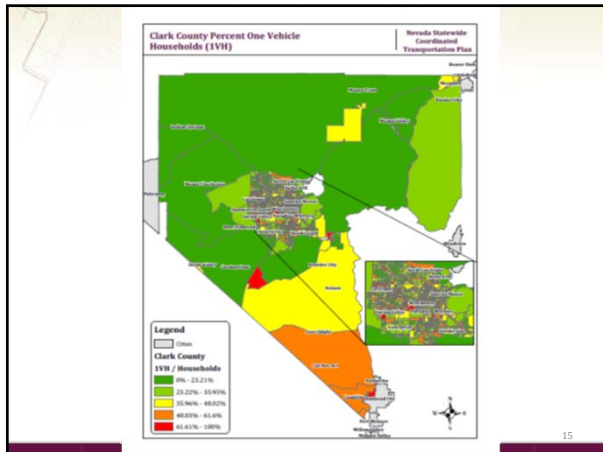
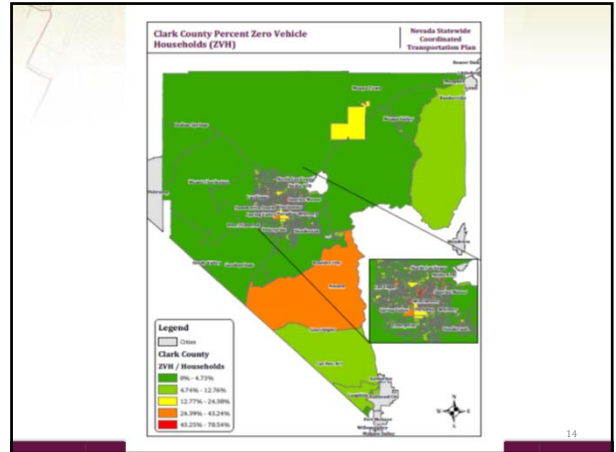
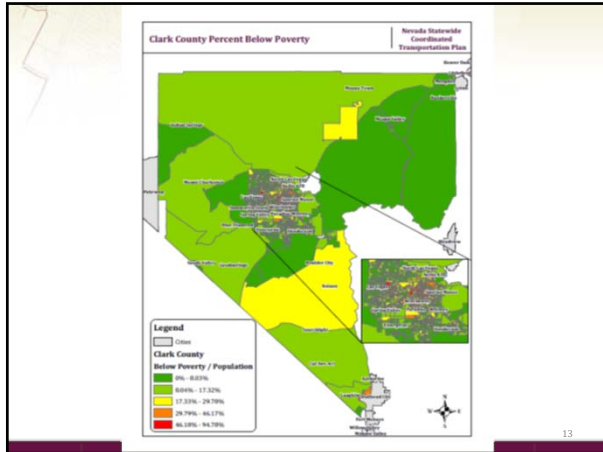
7

CLARK and NYE COUNTY DEMOGRAPHICS MAPS



8





YOUR PLAN

**CURRENT TRANSPORTATION
RESOURCES AND UNMET NEEDS**

NEVADA
DOT

16

Existing Resources

- ◆ South Nevada Transit Coalition (SNTC)
- ◆ Senior Center of Boulder City
- ◆ Blind Center of Nevada
- ◆ West Care
- ◆ Helping Hands of North Las Vegas
- ◆ Helping Hands of Vegas Valley
- ◆ Jewish Center of Clark County
- ◆ Archers
- ◆ Lending Hand Volunteer



17

Existing Resources

- ◆ Clark County Urban League
- ◆ Silver Sage Senior Center
- ◆ Nye County Seniors
- ◆ Nye County Coalition
- ◆ Silver Rider
- ◆ Saint Rose Dominican – Helping Hands of Henderson
- ◆ Esmeralda County (until 2019)
- ◆ Approximately 50 Private Providers
- ◆ Others ???



18

GROUP EXERCISE

Write down 3 to 5 unmet transportation needs in your community



19

Unmet Needs from 2011 Plan

- ◆ Wait List for Individuals 60+. Not enough service Available
- ◆ Solution: Expand Paratransit Service Beyond 1.5 Miles of the Fixed Route Service



20

NEXT STEPS



21

Update Inventory and Needs Assessment

- ◆ RLS Interviews Transportation Providers
 - Organizations that Use or Purchase Transportation Have an Opportunity to Complete a Survey
- ◆ Public Transportation Needs Assessment Surveys:
 - Local Libraries
 - On-line with Announcements on Vehicles and Posted at Agencies
 - **RSVP Volunteers???**



Surveys Completed

- ◆ 23 Provider Surveys
- ◆ 49 Community Surveys
- ◆ Providers for Clark County Area Include:
 - MTM
 - Rural Nevada RSVP
 - Silver Sage
 - Nye County Senior Nutrition
 - Esmeralda County

23

www.rlsandassoc.com



Survey Links

- ◆ Notification to All Providers and Organizations Based on List from the NDOT
 - <https://www.surveymonkey.com/r/NDOT>
- ◆ Community Survey Link – the NDOT Website and Media Releases
 - <https://www.surveymonkey.com/r/NVtransportation>

24

www.rlsandassoc.com

Draft Final Report

- ◆ Stakeholders Review the Draft Plan and Submit Comments to RLS by Phone or Email



Final Plan

- ◆ RLS Emails Final Plan to Stakeholders for One Last Review
- ◆ Local Stakeholders Vote On-line for The Priorities
- ◆ NDOT will Adopt the Final Plan



Reminder!

- ◆ **Participation** in the Planning Process is Required for Funding Eligibility –
 - Applications for Funding Must be Part of the Coordinated Transportation Plan.



Questions Please



Nevada DOT Project Manager
Matt Bradley
mbradley@dot.nv.gov
775-888-7466



Thank You!





**Coordinated Human Services
Transportation Plan Update**
Statewide Rural Public Transit

Nye County Community Workshop
June 19, 2018

Presented by: RLS & Associates, Inc.



www.rlsandassoc.com




Workshop Objectives

1. **Review FAST Act Highlights**
2. **Coordinated Transportation Plan Purpose**
3. **Update Inventory of Existing Resources**
4. **Update Unmet Transportation Needs**
5. **Review Priorities and Challenges**
6. **Update Priorities, Goals, and Strategies**
7. **Next Steps**



www.rlsandassoc.com


**FAST Act and Coordination
Planning Requirements**



3

History of Coordination Plans

- ◆ Requirements of the Plan Are a Result of:
 - 2003 – General Accounting Office Report Identifying:
 - 62 Different Federal Funding Programs
 - 8 Different Federal Funding Agencies
 - 2005 – 2009 SAFETEA-LU was Signed into Law
 - 2012 – 2015 MAP-21
 - 2015- FAST Act replaced MAP-21 and provided funding from FY2016-2020
 - Applies to Section 5310 Enhanced Mobility for Seniors and Individuals with Disabilities



FAST Act and Coordinated Plans

- ◆ Coordinated Transportation Plans should Seek to Coordinate Transportation with
 - Public transportation
 - Human service agencies and
 - Private transportation providers
- ◆ Coordination is Important Where There is Little or No Traditional Public Transit



Section 5310 Program

- ◆ **Eligibility:** Private Nonprofit Organizations or State-Approved Local Government Authority Where Existing Transportation Services Are Insufficient, Inadequate, or Inappropriate
- ◆ **Program Goal:** To Improve Mobility for Older Adults and Individuals with Disabilities
- ◆ **Example:** Purchase of New or Replacement Wheelchair Accessible Vehicles to Meet Unmet Transportation Needs



6

Section 5310 Program

- ◆ **Matching Requirements:**
 - 80% Federal Participation for Capital
 - 20% Local Match (from any non-U.S. Department of Transportation Federal Source... Local Sources... State Source)
 - 50% Federal Match for Operating
 - 50% Local Match (from any non-U.S. Department of Transportation Federal Source... Local Sources... State Source)
 - Includes Contract Revenue as Eligible Match

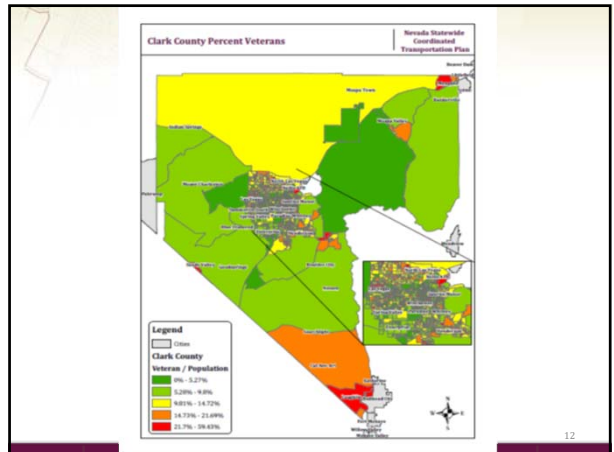
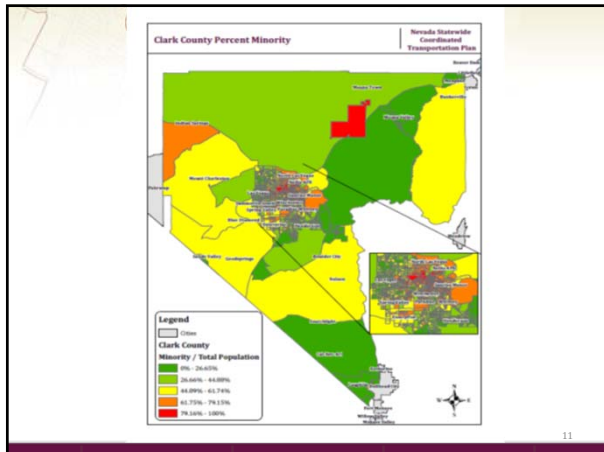
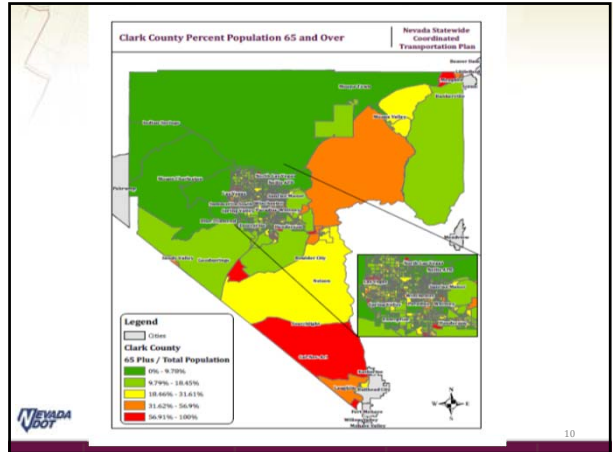
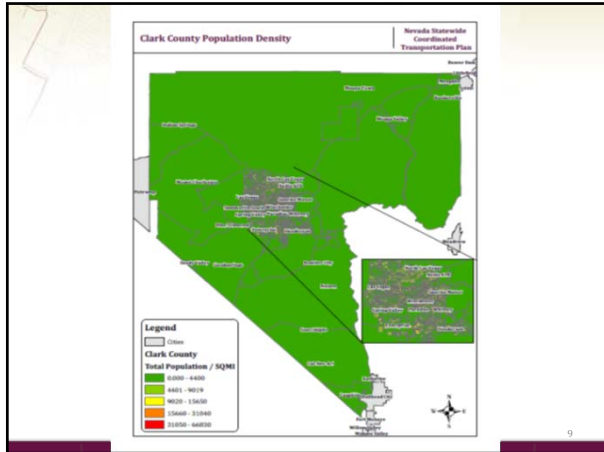


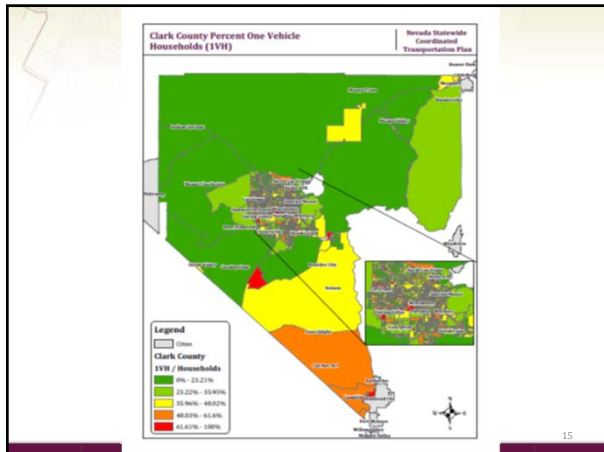
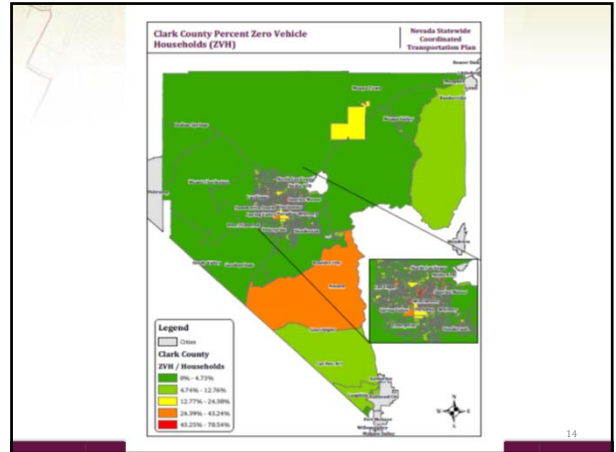
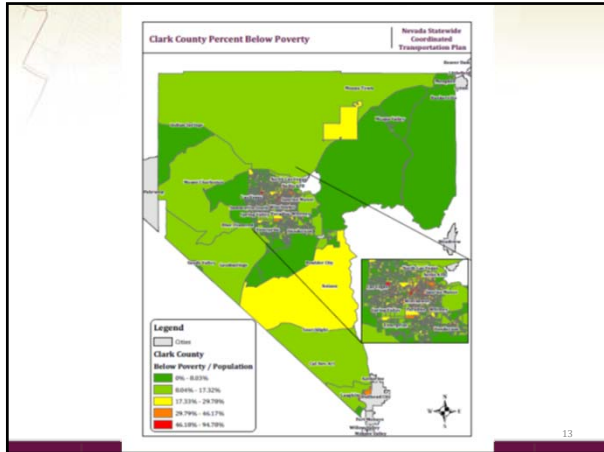
7

NYE COUNTY DEMOGRAPHICS MAPS



8





YOUR PLAN

**CURRENT TRANSPORTATION
RESOURCES AND UNMET NEEDS**

UTAH
NEVADA
VT

16

Existing Resources

- ◆ South Nevada Transit Coalition (SNTC)
- ◆ Senior Center of Boulder City
- ◆ Blind Center of Nevada
- ◆ West Care
- ◆ Helping Hands of North Las Vegas
- ◆ Helping Hands of Vegas Valley
- ◆ Jewish Center of Clark County
- ◆ Archers
- ◆ Lending Hand Volunteer



17

Existing Resources

- ◆ Clark County Urban League
- ◆ Silver Sage Senior Center
- ◆ Nye County Seniors
- ◆ Nye County Coalition
- ◆ Silver Rider
- ◆ Saint Rose Dominican – Helping Hands of Henderson
- ◆ Esmeralda County (until 2019)
- ◆ Approximately 50 Private Providers
- ◆ Others ???



18

GROUP EXERCISE

Write down 3 to 5 unmet transportation needs in your community



19

Unmet Needs from 2011 Plan

None Listed in Plan



20

NEXT STEPS



21

Update Inventory and Needs Assessment

- ◆ RLS Interviews Transportation Providers
 - Organizations that Use or Purchase Transportation Have an Opportunity to Complete a Survey
- ◆ Public Transportation Needs Assessment Surveys:
 - Local Libraries
 - On-line with Announcements on Vehicles and Posted at Agencies
 - **RSVP Volunteers???**



Surveys Completed

- ◆ 23 Provider Surveys
- ◆ 49 Community Surveys
- ◆ Providers for Clark County Area Include:
 - MTM
 - Rural Nevada RSVP
 - Silver Sage
 - Nye County Senior Nutrition
 - Esmeralda County

23

www.rlsandassoc.com



Survey Links

- ◆ Notification to All Providers and Organizations Based on List from the NDOT
 - <https://www.surveymonkey.com/r/NDOT>
- ◆ Community Survey Link – the NDOT Website and Media Releases
 - <https://www.surveymonkey.com/r/NVtransportation>

24

www.rlsandassoc.com

Draft Final Report

- ◆ Stakeholders Review the Draft Plan and Submit Comments to RLS by Phone or Email



Final Plan

- ◆ RLS Emails Final Plan to Stakeholders for One Last Review
- ◆ Local Stakeholders Vote On-line for The Priorities
- ◆ NDOT will Adopt the Final Plan



Reminder!

- ◆ **Participation** in the Planning Process is Required for Funding Eligibility –
 - Applications for Funding Must be Part of the Coordinated Transportation Plan.



Questions Please



Nevada DOT Project Manager
Matt Bradley
mbradley@dot.nv.gov
775-888-7466



Thank You!





RLS
Associates, Inc.

Moving Public Transportation
Into the Future

Coordinated Human Services Transportation Plan Update

Statewide Rural Public Transit

Rural Washoe County Community Workshop
June 21, 2018



Presented by: RLS & Associates, Inc.

www.rlsandassoc.com



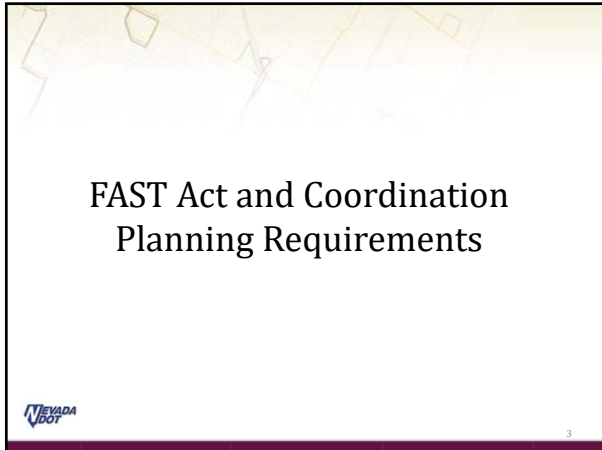
RLS

Meeting Objectives


1. Review FAST Act Highlights
2. Coordinated Transportation Plan Purpose
3. Update Inventory of Existing Resources
4. Update Unmet Transportation Needs
5. Review Priorities and Challenges
6. Update Priorities, Goals, and Strategies
7. Next Steps



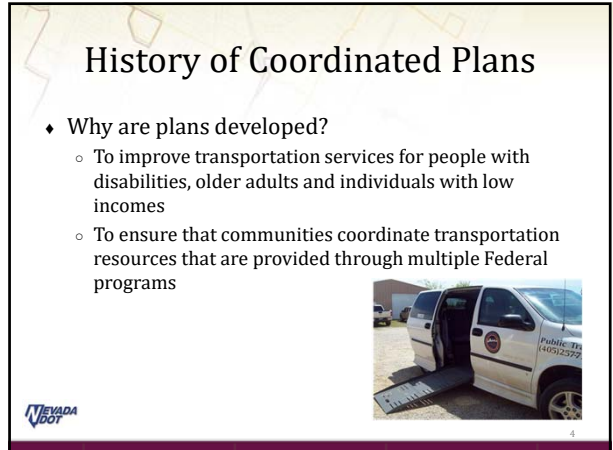
www.rlsandassoc.com



FAST Act and Coordination Planning Requirements





3



History of Coordinated Plans

- ◆ Why are plans developed?
 - To improve transportation services for people with disabilities, older adults and individuals with low incomes
 - To ensure that communities coordinate transportation resources that are provided through multiple Federal programs

4

History of Coordination Plans

- ◆ Requirements of the Plan Are a Result of:
 - 2003 – General Accounting Office Report Identifying:
 - 62 Different Federal Funding Programs
 - 8 Different Federal Funding Agencies
 - 2005 – 2009 SAFETEA-LU was Signed into Law
 - 2012 – 2015 MAP-21
 - 2015- FAST Act replaced MAP-21 and provided funding from FY2016-2020
 - Applies to Federal Transit Administration Section 5310 Enhanced Mobility for Seniors and Individuals with Disabilities



FAST Act and Coordinated Plans

- ◆ Coordinated Transportation Plans should Seek to Include (at minimum):
 - Public transportation
 - Human service agencies and
 - Private transportation providers
- ◆ Coordination is Important Where There is Little or No Traditional Public Transit



FTA Section 5310 Program

- ◆ **Matching Requirements and Applications:**
 - Capital Grants
 - Applications are submitted to and reviewed by Nevada DOT
 - 80% Federal Participation
 - 20% Local Match (from any non-U.S. Department of Transportation Federal Source... Local Sources... State Source)
 - Operating Grants
 - Applications are submitted to and reviewed by Metropolitan Planning Organizations
 - 50% Federal Participation
 - 50% Local Match (from any non-U.S. DOT Federal Source... Local Sources... State Sources)



7

Section 5310 Program

- ◆ **Eligibility:** Private Nonprofit Organizations or State-Approved Local Government Authority Where Existing Transportation Services Are Insufficient, Inadequate, or Inappropriate
- ◆ **Program Goal:** To Improve Mobility for Older Adults and Individuals with Disabilities
- ◆ **Example:** Purchase of New or Replacement Wheelchair Accessible Vehicles to Meet Unmet Transportation Needs



8

Important Provisions

- ◆ **Local Share/Match:**
 - May be derived from other non-U.S. DOT Federal Sources (e.g., Title III-B of the Older Americans Act)
 - Vehicle advertising revenue can be match but fares are not an eligible match source
- ◆ **Coordinated Plan:** Recipients must certify that projects selected for a Section 5310 Program grant are included in a locally developed Coordinated Public Transit-Human Services Transportation Plan



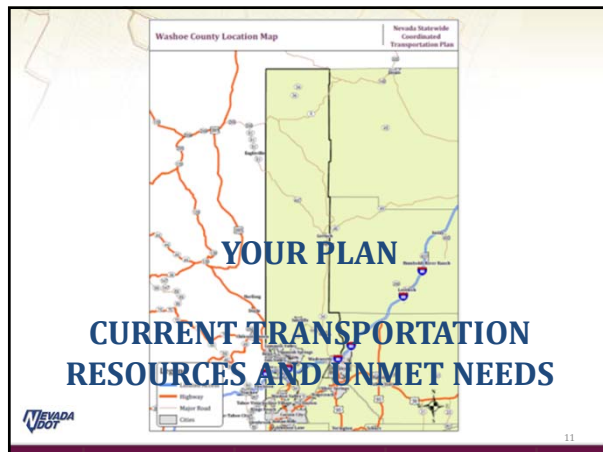
9

Important Provisions

- ◆ **Coordinate with Others:** Coordinated Plans should seek to include coordination with Section 5311 rural funded programs and Section 5307 urban funded programs



10



Need v's Demand

- ◆ Demand is measured with data
- ◆ Measurable inputs include:
 - Size of the aging population
 - Number of people with disabilities that limit driving
 - Household poverty status
 - Number of available vehicles per household
 - Number of drivers per household
 - Type and amount of transportation service available



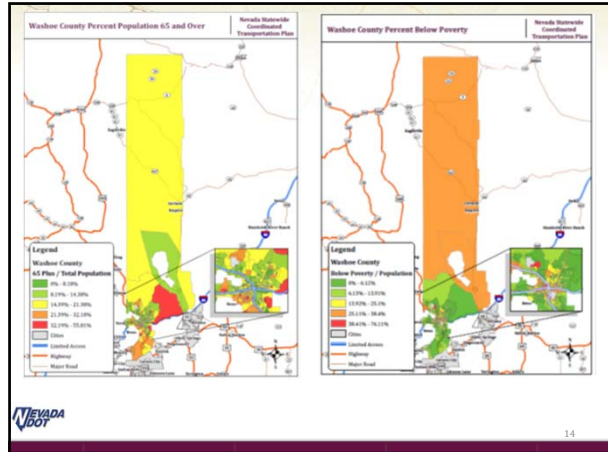
12

Demographic Indicators

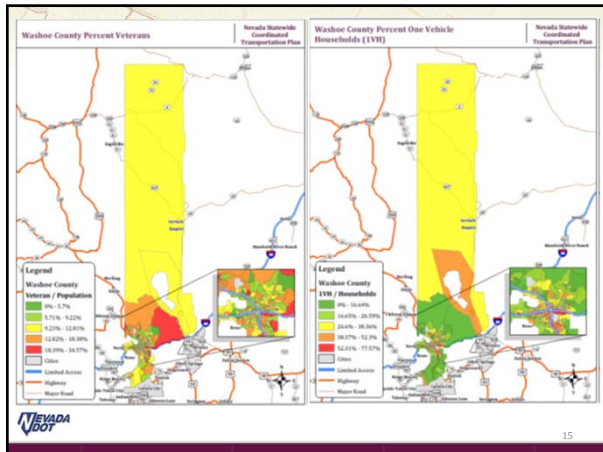
Geography	Total population	65 Plus	Median Age	Population for Whom Poverty Status is Determined	Population Below Poverty Level	Total Households	Zero Vehicle Households	One Vehicle Households
Reno City	237,121	14%	35	232,750	18%	93,769	4%	38%
Sparks City	94,718	14%	38	94,198	12%	35,905	3%	33%
Sun Valley	20,385	11%	34	20,254	20%	6,354	1%	29%
Spanish Springs	16,091	13%	41	16,031	5%	5,553	1%	16%
Cold Springs	8,845	11%	38	8,837	8%	2,960	0%	22%
Incline Village	8,621	23%	49	8,443	12%	3,682	1%	32%
Lammon Valley	5,057	16%	47	5,057	10%	1,871	0%	27%
Washoe Valley	2,950	18%	53	2,950	7%	1,278	0%	18%
Golden Valley	1,805	26%	52	1,805	1%	565	2%	6%
Vehdi	1,399	11%	46	1,399	6%	561	0%	16%
Wadsworth	874	11%	33	859	32%	309	3%	42%
Nixon	301	14%	32	295	25%	121	3%	51%
Sutcliffe	222	20%	51	222	18%	87	0%	49%
Crystal Bay	155	61%	71	155	0%	103	0%	46%
Gerlach	148	32%	61	139	47%	104	0%	37%
Empire	20	0%	NA	20	0%	10	0%	100%



13



14



15

Transportation Resources

- ♦ Rural Nevada RSVP
- ♦ Access to HealthCare
- ♦ Pyramid Lake Paiute Tribe
- ♦ Silverado Stages



16

Unmet Transportation Needs/ Gaps in Services in 2011

- ◆ 67 Respondents to the Public Survey
 - About 51% were current transit riders
 - About 49% were not current transit riders
 - 83% of non-transit riders had a car
 - 54% said transit does not go where they need to go
 - 33% said they don't know where it goes
 - 29% said it doesn't run often enough
 - Others: Unreliable, too expensive, takes too long



17

Unmet Transportation Needs/ Gaps in Services in 2018

- ◆ IN PROGRESS: 51 Respondents to the Public Survey So Far (Statewide)
 - About 6% were current transit riders
 - About 92% were not current transit riders
 - 83% of all respondents don't ride because they have a car
 - 45% said transportation is not available where they live
 - 33% said transit does not go where they need to go
 - 16% said transit takes too long
 - 33% said it doesn't run often enough
 - 14% said they do not know where it goes or how it works

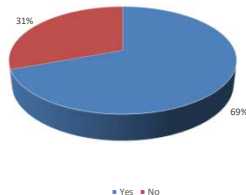


18

Unmet Transportation Needs/ Gaps in Services in 2018

- ◆ Preliminary Public Survey Results (Statewide)

Do you, or a family member, have any difficulty getting the transportation you need?



19

COORDINATION GOALS ACCOMPLISHMENTS AND CHALLENGES SINCE 2008



20

2008 Coordinated Goals

- ◆ Develop transit websites
- ◆ Mineral, Pershing, Lyon, Churchill and Storey Counties will provide less complex and more efficient connectivity between counties
- ◆ Form interagency work groups to share ideas
- ◆ Incorporate an information hot line (511)
- ◆ Create the Triangle Van Pool for commuters between Kingsbury Grade, Lake Tahoe and Douglas County
- ◆ Provide Ride Share Program



21

2008 Coordinated Goals

- ◆ Create the Triangle Van Pool for commuters between Kingsbury Grade, Lake Tahoe and Douglas County
- ◆ Provide Ride Share Program
- ◆ Design new maps showing connecting routes
- ◆ Provide funding to cover costs of training for transit providers



22

2011 Coordinated Goals

- ◆ None were specific to Washoe County
- ◆ Statewide Needs
 - Increased Funding
 - Coordination of Planning and Services
 - Apply Technology to Improve Service
 - Improve Service Provider Capabilities
 - Increase Intercity Bus Service



23

NEXT STEPS



24

Update Inventory and Needs Assessment

- ◆ RLS Interviews Transportation Providers
 - Organizations that Use or Purchase Transportation Have an Opportunity to Complete a Survey
- ◆ Public Transportation Needs Assessment Surveys:
 - Local Libraries, Offices, Shops, Agencies, Community Centers
 - On-line with Announcements on Vehicles and Posted at Agencies



Draft Final Report

- ◆ NDOT and RLS will create the draft plan and make it available online.
- ◆ Stakeholders review the Draft Plan and submit comments by phone or email



Final Plan

- ◆ RLS Emails Final Plan to Stakeholders for One Last Review
- ◆ Local Stakeholders Vote On-line for The Priorities
- ◆ NDOT will Adopt the Final Plan



Reminder!

- ◆ **Participation** in the Planning Process is Required for Funding Eligibility –
 - Applications for Funding Must be Part of the Coordinated Transportation Plan.



Questions Please



Nevada DOT Project Manager
Matt Bradley
mbradley@dot.nv.gov
775-888-7466



Thank You!





Coordinated Human Services Transportation Plan Update

Statewide Rural Public Transit

White Pine County Community Workshop
June 21, 2018

Presented by: RLS & Associates, Inc.



www.rlsandassoc.com




Workshop Objectives

1. **Review FAST Act Highlights**
2. **Coordinated Transportation Plan Purpose**
3. **Update Inventory of Existing Resources**
4. **Update Unmet Transportation Needs**
5. **Review Priorities and Challenges**
6. **Update Priorities, Goals, and Strategies**
7. **Next Steps**



www.rlsandassoc.com


FAST Act and Coordination Planning Requirements



3

History of Coordination Plans

- ◆ Requirements of the Plan Are a Result of:
 - 2003 – General Accounting Office Report Identifying:
 - 62 Different Federal Funding Programs
 - 8 Different Federal Funding Agencies
 - 2005 – 2009 SAFETEA-LU was Signed into Law
 - 2012 – 2015 MAP-21
 - 2015 – FAST Act replaced MAP-21 and provided funding from FY2016-2020
 - Applies to Section 5310 Enhanced Mobility for Seniors and Individuals with Disabilities



FAST Act and Coordinated Plans

- ◆ Coordinated Transportation Plans should Seek to Coordinate Transportation with
 - Public transportation
 - Human service agencies and
 - Private transportation providers
- ◆ Coordination is Important Where There is Little or No Traditional Public Transit



Section 5310 Program

- ◆ **Eligibility:** Private Nonprofit Organizations or State-Approved Local Government Authority Where Existing Transportation Services Are Insufficient, Inadequate, or Inappropriate
- ◆ **Program Goal:** To Improve Mobility for Older Adults and Individuals with Disabilities
- ◆ **Example:** Purchase of New or Replacement Wheelchair Accessible Vehicles to Meet Unmet Transportation Needs



6

Section 5310 Program

- ◆ **Matching Requirements:**
 - 80% Federal Participation
 - 20% Local Match (from any non-U.S. Department of Transportation Federal Source... Local Sources... State Source)

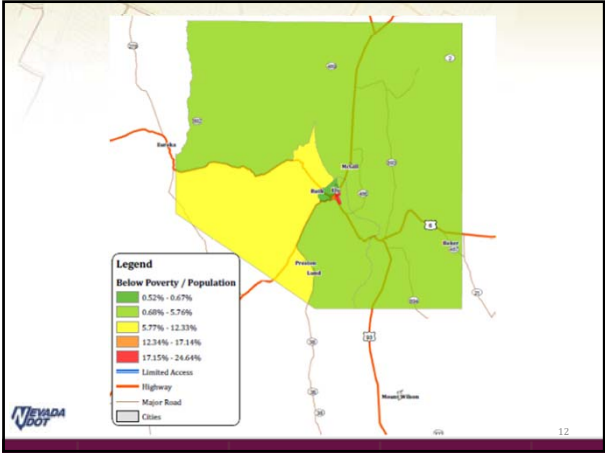
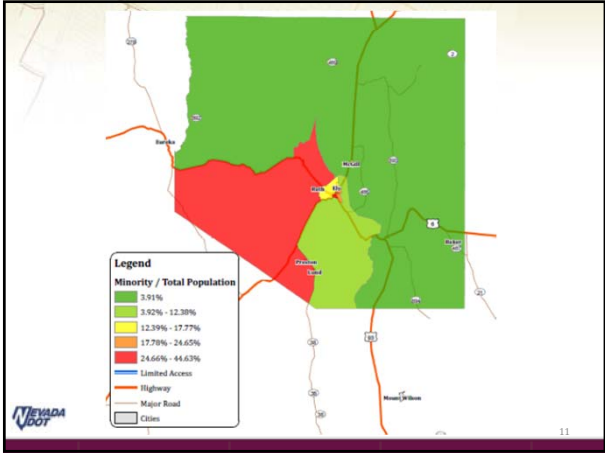
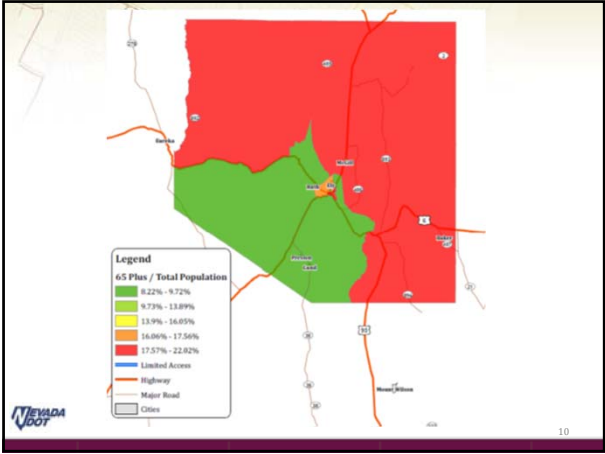
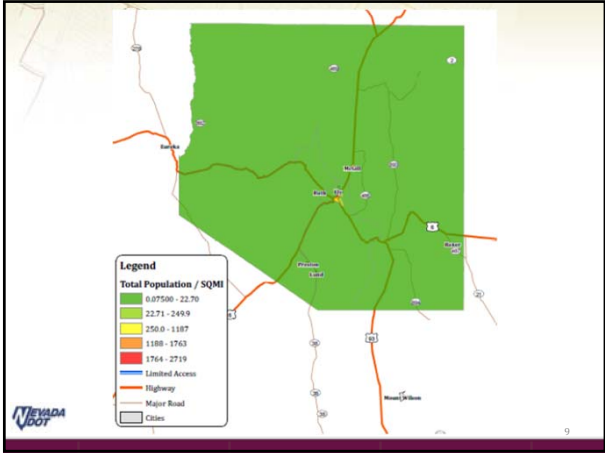


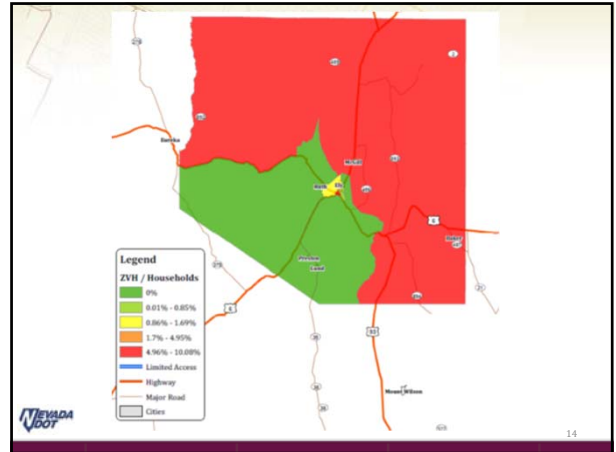
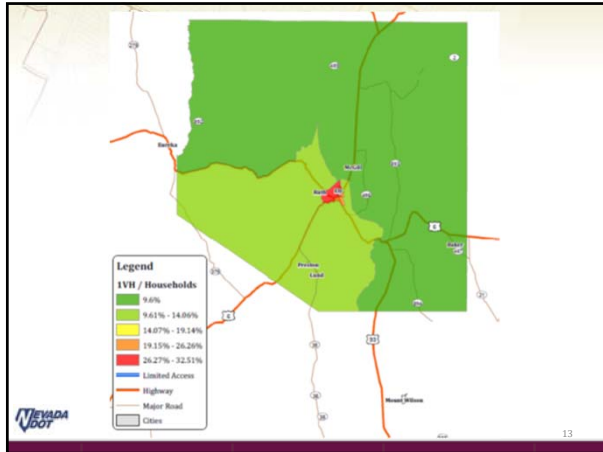
7

WHITE PINE COUNTY DEMOGRAPHICS MAPS



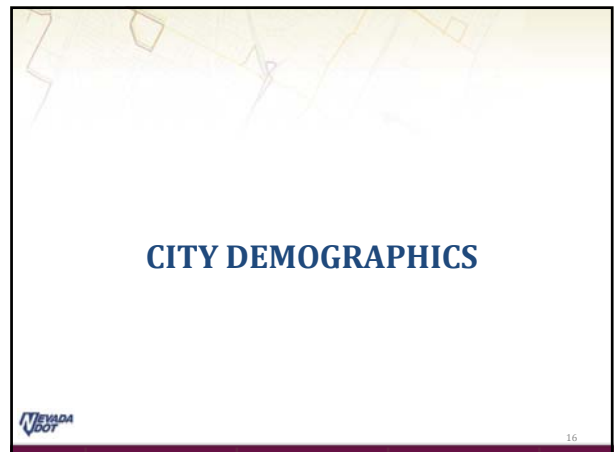
8





Disability Status

Geography	Total population	With a disability	Percent with a disability
Churchill County, Nevada	23,277	3,960	17.0%
Clark County, Nevada	2,046,634	251,703	12.3%
Douglas County, Nevada	47,119	7,456	15.8%
Elko County, Nevada	51,382	5,947	11.6%
Esmeralda County, Nevada	1,064	198	18.6%
Eureka County, Nevada	1,725	255	14.8%
Humboldt County, Nevada	16,864	1,931	11.5%
Lander County, Nevada	5,866	655	11.2%
Lincoln County, Nevada	4,681	697	14.9%
Lyon County, Nevada	51,580	10,266	19.9%
Mineral County, Nevada	4,440	1,096	24.7%
Nye County, Nevada	42,783	10,384	24.3%
Pershing County, Nevada	4,670	884	18.9%
Storey County, Nevada	3,918	919	23.5%
Washoe County, Nevada	437,176	53,215	12.2%
White Pine County, Nevada	8,449	1,685	19.9%
Carson City, Nevada	52,488	11,975	22.8%



City Demographics

Geography	Total population	Percent 65 Plus	Median Age	Percent below poverty level	Percent ZVH or 1VH
McGill CDP	1168	14%	53	0.5%	18%
Ely city	4169	18%	39.5	17%	39%
Ruth CDP	399	11%	26	22%	14%



17

YOUR PLAN

CURRENT TRANSPORTATION RESOURCES AND UNMET NEEDS



18

Existing Transportation Resources

Provider	Area	Eligibility	Type of Service	Trip Purposes
GET My Ride	Elko, Spring Creek, Ryndon, Osino, Carlin, Wells	General Public	Fixed Route and Advance Reservation	Any
Carlin Open Door Senior Center	Carlin, Elko	Senior Citizens, People With Disabilities, Public as space allows	Advance Reservation	Medical, Shopping, Senior Center
Wells Senior Center	Wells, Elko, Twin Falls ID	Senior Citizens, People With Disabilities, Public as space allows	Advance Reservation	Medical, Shopping, Senior Center
Wells Band Council	Wells Colony	Residents	Advance Reservation	Medical, Shopping
RSVP	Statewide	Senior Citizens/People With Disabilities	Advance Reservation/Provided by Volunteers	Medical, VA, Shopping, Senior Center
MTM	Statewide	Medicaid	Advance Reservation	Medical
Amtrak	Elko	General Public	Rail	Any



19

GROUP EXERCISE

Write down 3 to 5 unmet transportation needs in your community



20

Unmet Transportation Needs/ Gaps in Services in 2011 Plan

County	Unmet Needs/Gaps in Service	Potential Solutions
Elko	Daily transportation to Elko for all people/all purposes; Service in Spring Creek; Inter-city bus service; Affordable service to Twin Falls ID and Salt Lake City UT	Taxi-type service for local residents; Greyhound service to more destinations; Expand Elko service to Spring Creek; Improve reliability; Weekend and more frequent service



21

NEXT STEPS



22

Update Inventory and Needs Assessment

- ◆ RLS Interviews Transportation Providers
 - Organizations that Use or Purchase Transportation Have an Opportunity to Complete a Survey
- ◆ Public Transportation Needs Assessment Surveys:
 - Local Libraries
 - On-line with Announcements on Vehicles and Posted at Agencies



Draft Final Report

- ◆ Stakeholders Review the Draft Plan and Submit Comments to RLS by Phone or Email



Final Plan

- ◆ RLS Emails Final Plan to Stakeholders for One Last Review
- ◆ Local Stakeholders Vote On-line for The Priorities
- ◆ NDOT will Adopt the Final Plan



Reminder!

- ◆ **Participation** in the Planning Process is Required for Funding Eligibility –
 - Applications for Funding Must be Part of the Coordinated Transportation Plan.



Questions Please



Nevada DOT Project Manager
Matt Bradley
mbradley@dot.nv.gov
775-888-7466



Thank You!



Sign-In Sheet

2018 Nevada Statewide Coordinated Public Transit-Human Services Transportation Plan Update

Carson City/County

June 22, 2018 @ 2:00 p.m. to 3:30 p.m.

Name	Organization	Address	E-mail	Phone Number
P. A skew	Retired	Address: _____ City: <u>Carson City (off Salinas)</u> Zip: <u>89701</u>	-	
ANITA MORANO	RSVP	Address: <u>2621 Northgate #4</u> City: <u>CC</u> Zip: <u>89706</u>		
Louise m Peña	RSVP	Address: <u>334 Ave de la Couleurs</u> City: <u>Lockwood/Sparks</u> Zip: <u>89434</u>	louise.m.pena@gmail.com	775-560-1073
Brandon Darrough	NDOT	Address: <u>1263 S. Stewart</u> City: <u>Carson City</u> Zip: <u>89712</u>	bdarrough@dot.nv.gov	775-888-7463
ESTHER DANIELS	Senior @ Senior Center	Address: <u>4739 SO CARSON ST, #7</u> City: <u>CARSON CITY</u> Zip: <u>89701</u>	excellence exemplified@outlook.com	(775) 671-8724
Michael Salogga	Carson City Senior Center	Address: _____ City: _____ Zip: _____	M.Salogga@Carson.org	775 888-0703

Sign-In Sheet

2018 Nevada Statewide Coordinated Public Transit-Human Services Transportation Plan Update

Douglas and Storey Counties

June 22, 2018 @ 9:30 a.m. to 11:00 a.m.

Name	Organization	Address	E-mail	Phone Number
Kira Smith	Tahoe Regional Planning Agency	Address: <u>128 Market St.</u> City: <u>Stateline, NV</u> Zip: <u>89449</u>	ksmith@trpa.org	(775) 589-5236
Christina Borino	NDOT	Address: <u>1263 S. Stewart St</u> City: <u>Carson City NV</u> Zip: <u>89712</u>	cborino@dot.nv.gov	775 888 7312
Sarah McComb	Douglas County	Address: <u>594 Esmeralda St.</u> City: <u>Gardnerville</u> Zip: <u>89410</u>	smccomb@douglasnv.us	775-782-9098
Angela Swanson	TTD	Address: <u>128 Market St</u> City: <u>Stateline NV</u> Zip: <u>89449</u>	aswanson@tahoe-transportation.org	715 589-5504
Linda Skaggs	DART	Address: <u>1329 Waterloo</u> City: <u>Gardnerville</u> Zip: <u>89410</u>	l.skaggs@douglasnv.us	782 5500 X 5246
Jackie Gonzalez	AAH AHN	Address: <u>4601 S. Virginia St. Ste. F</u> City: <u>Reno</u> Zip: <u>89502</u>	jackie@access-to-healthcare.org	775-284-8989 ext. 232

Sign-In Sheet

2018 Nevada Statewide Coordinated Public Transit-Human Services Transportation Plan Update
 County Elko Date 6/20/18 Time 6pm

Name	Organization	Address	E-mail	Phone Number
Heather Olson	MU Transportation	Address: <u>417 9th St</u> City: <u>Elko</u> Zip: <u>89801</u>	Heather.Olson@ mu-transit.com	775-777-1428
Josie Barron	Elko County Social Service	Address: <u>571 Idaho St</u> City: <u>Elko</u> Zip: <u>89801</u>	jbarron@Elko CountyNV.net	775-748-0201
Abby Wheeler	Elko County Transit Dept	Address: <u>540 Court St.</u> <u>Suite 104 Elko NV</u> City: <u>Elko NV</u> Zip: <u>89801</u>	awheeler@ elkocountynv.net	775-748 0359
Anna Hoeller	Ruby Mountain Resource Center	Address: <u>800 River St</u> <u>222 Acme Blvd</u> City: <u>Elko</u> Zip: <u>89801</u>	anna@ obnanna@gmail.com	775-340- 4811
Mackenzie Gonzales	Mobility Management	Address: <u>Courthouse</u> City: _____ Zip: _____		
Cheryl Mose-Temoke	South Fork Band Council	Address: <u>21 Lee Unit 13</u> City: <u>Spring Creek</u> Zip: <u>89815</u>	sforkcouncil. adm@gmail.com	744.4273 x107

Sign-In Sheet

2018 Nevada Statewide Coordinated Public Transit-Human Services Transportation Plan Update
 County ELKO SH Date 6/21/18 Time 9a

Name	Organization	Address	E-mail	Phone Number
Deborah Stone	Family Resource Center	Address: <u>331 7th Str.</u> City: <u>Elko</u> Zip: <u>89801</u>	<u>finance@elkotec.org</u>	<u>753-7352</u>
Sandy Severance	RSVP	Address: <u>2601 Northgate Ln. #6</u> City: <u>Reno</u> Zip: <u>89706</u>	<u>sseverance@nvrsvp.com</u>	<u>775-687-4680</u>
Janet VanDerLussen	RSVP	Address: <u>495 E. IDAHO ST. #104</u> City: <u>ELKO</u> Zip: <u>89801</u>	<u>elko@nvrsvp.com</u>	<u>775-753-4060</u>
Laura Loslund	PACE	Address: <u>1695 Sewell Drive #41</u> City: <u>Elko, NV 89801</u> Zip: _____	<u>laura@pacecoalition.org</u>	<u>775-777-3451</u>
Mackenzie Gonzales	mobility Management	Address: <u>310 Court St</u> City: <u>ELKO, NV</u> Zip: <u>89801</u>	<u>mobilitymanagement@elkocountynv.net</u>	<u>775-748-0378</u>
Amanda Leaman	FISH	Address: <u>821 Water St.</u> City: <u>ELKO, NV</u> Zip: <u>89801</u>	<u>programsa@fishelko.org</u>	<u>738-3038</u>

Sign-In Sheet

2018 Nevada Statewide Coordinated Public Transit-Human Services Transportation Plan Update
 County Elko SH Date 6/21/18 Time 9a

Name	Organization	Address	E-mail	Phone Number
Stacy Rice	Vitality Unlimited	Address: <u>215 Bluffs Ave, Ste 200</u> City: <u>Elko</u> Zip: <u>89801</u>	<u>stacy.rice@vitalityunlimited.org</u>	<u>775-777-8477</u>
Cyndi Carpluk	Vitality VIP	Address: <u>215 Bluffs Ave, Ste 200</u> City: <u>Elko</u> Zip: <u>89801</u>	<u>cyndi.carpluk@vitalityunlimited.org</u>	<u>775-777-8477</u>
LAURIE RILEY	NV State HHS ADSD	Address: <u>1010 Ruby Vista Dr. Ste 104</u> City: <u>Elko NV</u> Zip: <u>89801</u>	<u>lriley@adsd.nv.gov</u>	<u>775-738-1966</u>
Cheryl Mose-Temoke	South Fork Band Council	Address: <u>21 Lee Unit 13</u> City: <u>Spring Creek</u> Zip: <u>89815</u>	<u>S Fork Council - adm@gmail.com</u>	<u>775.744.4273</u> <u>x 107</u>
Abby Wheeler	Elko County Transit Dept	Address: <u>540 Coast Street, Suite 104</u> City: <u>Elko, NV</u> Zip: <u>89801</u>	<u>awheeler@elkocountynv.net</u>	<u>775-748-0359</u>
		Address: _____ City: _____ Zip: _____		

Sign-In Sheet

2018 Nevada Statewide Coordinated Public Transit-Human Services Transportation Plan Update
 County Eureka Date 6/19/2018 Time 5:00 PM

Name	Organization	Address	E-mail	Phone Number
Mollie Oram	Eureka Senior Center	Address: <u>P.O. Box 278</u> City: <u>Eureka</u> Zip: <u>89316</u>	<u>moram@eureka-county.nv.gov</u>	<u>775-237-5597</u>
Patty Peek	Opera House	Address: <u>P.O. Box 284</u> City: <u>Eureka</u> Zip: <u>89316</u>	<u>Ppeek@eureka-county.nv.gov</u>	<u>775-237-6006</u>
MATT	NDOT	Address: _____ City: _____ Zip: _____		
		Address: _____ City: _____ Zip: _____		
		Address: _____ City: _____ Zip: _____		
		Address: _____ City: _____ Zip: _____		

Sign-In Sheet

2018 Nevada Statewide Coordinated Public Transit-Human Services Transportation Plan Update
 County Eureka Date 6/19/18 Time 2:30 PM

Name	Organization	Address	E-mail	Phone Number
Linda Gordon	Eureka Senior Center	Address: <u>20 W. Gold St.</u> City: <u>Eureka NV</u> Zip: <u>89316</u>	<u>lgordon@eurekanvcounty.nv.gov</u>	<u>775-237-5597</u>
Millie Oram	Eureka Senior Center	Address: <u>20 West Gold St. P.O. Box 275</u> City: <u>Eureka, NV</u> Zip: <u>89316</u>	<u>moram@eurekanvcounty.gov</u>	<u>775-237-5597</u>
Mackenzie Gonzales	Mobility manager	Address: <u>540 Court St</u> City: <u>Eiko NV</u> Zip: <u>89801</u>	see other page	<u>775-748-0378</u>
		Address: _____ City: _____ Zip: _____		
		Address: _____ City: _____ Zip: _____		
		Address: _____ City: _____ Zip: _____		

Sign-In Sheet

2018 Nevada Statewide Coordinated Public Transit-Human Services Transportation Plan Update
 County Humboldt Date 6/18/18 Time 9:00 AM

Name	Organization	Address	E-mail	Phone Number
Becky Coleman	Family Support Center	Address: <u>51 E Habkell Suite B</u> City: <u>Winnemucca</u> Zip: <u>89445</u>	<u>bcoleman@thefamilysupportcenter.org</u>	<u>775-623-1811</u>
Christine Bussell		Address: <u>782 KENDALL ST</u> City: <u>WMCA</u> Zip: <u>89445</u>		
Kate Fries	RSVP -	Address: <u>33 W 4th St</u> City: <u>Winnemucca</u> Zip: <u>89445</u>	<u>humboldt@NURSUP.com</u>	<u>775-623-1134</u>
Patricia Tindall	Pleasant Senior Center	Address: <u>1480 Layst</u> City: <u>Wmca NV</u> Zip: <u>89445</u>	<u>hsc@winremucca.net</u>	<u>775-623-6211</u>
LEWIS TRAUT	SENIOR CENTER RIDER	Address: <u>5272 OFFENHAUSER DR</u> City: <u>WINNEMUCCA, NV</u> Zip: <u>89445-4180</u>	<u>ARCHAEOLEW@AOL.COM</u>	<u>775-623-6210</u>
LINDA TRAUT	SENIOR CENTER RIDER	Address: <u>5272 OFFENHAUSER DR</u> City: <u>WINNEMUCCA, NV</u> Zip: <u>89445-4180</u>	ARCHAEOLEW <u>LINDA92311@AOL.COM</u>	<u>775-623-6210</u>

Sign-In Sheet

2018 Nevada Statewide Coordinated Public Transit-Human Services Transportation Plan Update
 County Humboldt Date 6/18/18 Time 11am

Name	Organization	Address	E-mail	Phone Number
Melany Aten	DCNR	Address: <u>3275 Fountain Way</u> City: <u>Winnemucca</u> Zip: <u>89445</u>	MATENE@DCNR. NV.GOV	775 - 625-0901
Joe Sickmy	BSCD SCC	Address: _____ City: _____ Zip: _____	sickmyj@Gmail	775 429 3234
ALICIA HEISER	CITY OF WINNEMUCCA	Address: <u>90 W. 4TH ST.</u> City: <u>WINNEMUCCA</u> Zip: <u>89445</u>	wmcaeh@ winnemuccacity. org	775 - 623-6333
		Address: _____ City: _____ Zip: _____		
		Address: _____ City: _____ Zip: _____		
		Address: _____ City: _____ Zip: _____		

Sign-In Sheet

2018 Nevada Statewide Coordinated Public Transit-Human Services Transportation Plan Update
 County Humboldt Date 6/18/18 Time 11:00 AM

Name	Organization	Address	E-mail	Phone Number
Kate Fries	RSVP	Address: <u>33 W 4th St</u> City: <u>Winnemucca</u> Zip: <u>89445</u>	<u>Inumboldt</u> <u>@NVRSVP.com</u>	775 623-1134
Patricia Tindall	Reasent senior center	Address: <u>1480 Layst</u> City: <u>Wmca NV</u> Zip: <u>89445</u>	<u>ncsc@winnemucca.net</u>	775 623-6211
Jan Morrison	NMPDA	Address: <u>40 W. 4th St</u> City: <u>Winnemucca</u> Zip: <u>89445</u>	<u>jan@nmpda.com</u>	775-217-0602
Jeremy Drew	RCI	Address: <u>340 N. Minnesota</u> City: <u>Carson City</u> Zip: <u>89703</u>	<u>jeremy@rci-nv.com</u>	(775) 888-1600
Jackie Gonzalez	A+H mobility manager	Address: <u>4001 S. Virginia St.</u> City: <u>Reno NV</u> Zip: <u>89502</u>	<u>jackie@access-to-healthcare.org</u>	(775) 284-8989 ext. 238
		Address: _____ City: _____ Zip: _____		

Sign-In Sheet

2018 Nevada Statewide Coordinated Public Transit-Human Services Transportation Plan Update
 County Humboldt Date 6/18/18 Time 11:00 am

Name	Organization	Address	E-mail	Phone Number
Dane Mendich	Humb. Co	Address: <u>50 W. 5th St</u> City: <u>Winnemucca, NV</u> Zip: <u>89415</u>	dane.mendich@hcnv.us	775-623-6300
Markene Brissender	HuCo	Address: _____ City: <u>ditto</u> Zip: _____		11
Ken Tipton	Hu Co Commissioner	Address: _____ City: <u>ditto</u> Zip: _____		11
Mike Bell	Hu Co Commissioner	Address: _____ City: <u>ditto</u> Zip: _____		11
Ran Curri	Hu Co Commissioner	Address: _____ City: <u>ditto</u> Zip: _____		11
Jim French	Hu. County Commissioner	Address: _____ City: <u>ditto</u> Zip: _____		11

Sign-In Sheet

2018 Nevada Statewide Coordinated Public Transit-Human Services Transportation Plan Update
 County Humboldt Date 10/18/18 Time 11:00 AM

Name	Organization	Address	E-mail	Phone Number
LEWIS TROUT	AMERICAN LEGION - POST 5 PLEASANT SR. CENTER	Address: <u>5272 OFFENBROOK DR</u> City: <u>WINNEMUCCA, NV</u> Zip: <u>89445</u>	ARCHAEOLEW@AOL.COM	775-623-2710
BEN GARRETT	Humboldt County	Address: <u>50 W 5th St</u> City: <u>WINNEMUCCA</u> Zip: <u>89445</u>	ben.garrett@hcnv.us	775-623-6416
Shanna Cummings	Humboldt Sun, Newspaper	Address: _____ City: _____ Zip: _____	s.cummings@winnemuccapublishing.org	775-623-5011 x 203
Lisa Campbell	Great Basin College	Address: <u>5470 Kurey Canyon</u> City: <u>WINNEMUCCA, NV</u> Zip: <u>89445</u>	lisa.campbell@gbcnv.edu	775-623-4824
		Address: _____ City: _____ Zip: _____		
		Address: _____ City: _____ Zip: _____		

Sign-In Sheet

2018 Nevada Statewide Coordinated Public Transit-Human Services Transportation Plan Update
 County Lander Date 6/18/18 Time 3:30pm

Name	Organization	Address	E-mail	Phone Number
Les Taylor	Lander County Corp Extension	Address: <u>815 n. 2nd</u> City: <u>Battle Mtn, NV 89820</u> Zip: <u>89820</u>	taylorl@ unc.unr.edu	580-313-0968 (m) 775-635-5565
Kylce Bright	Lander County Planning Comm.	Address: <u>50 State Route 305</u> City: <u>Battle Mtn - NV</u> Zip: <u>89820</u>	Kbright@landercounty nv.org	775-635-2860
Brenda Thomas	Lander County Action Agency	Address: <u>370 S. Mtn</u> City: <u>Battle Mtn</u> Zip: <u>89820</u>	landerwic @gmail.com	775-635-8308
Lois Erguaga	BM GEN. Hospital	Address: <u>535 S. Humboldt</u> City: <u>Battle Mtn, NV</u> Zip: <u>89820</u>	Lerguaga@ bmgh-org	775 635-2550 ex 1110
Ron Ungler	L.C.S.O	Address: <u>PO Box 1625</u> City: <u>BATTLE MTN NV</u> Zip: <u>89820</u>	SHERIFF R UNGLER @LANDERSO.ORG	775-635-1100
		Address: _____ City: _____ Zip: _____		

Sign-In Sheet
 2018 Nevada Statewide Coordinated Public Transit-Human Services Transportation Plan Update
 Mineral County
 June 19, 2018 @ 10:30 a.m. to 12:30 p.m.

Name	Organization	Address	E-mail	Phone Number
Branden Durrough	NDOT	Address: 1263 S. Stewart City: Carson City Zip: 89712	bcdurrough@dot.nv.gov	(775) 888-7463
Cherrie George	Senior Services	Address: 24 1058 City: Hawthorne Zip: 89415	cgeorge@mineralcountynv.org	(775) 945-5519
Mary Mannell	Citizen	Address: 480 WALKER City: WALKER LAKE Zip: 89415	MMARIN@ZLO@YAHOO.COM	775- 842-3670
Leticia Mitchell	SENIOR SERVICES	Address: P.O. BOX 1058 City: Hawthorne Zip: 89415	senior services @ mineral county NV. com	775- 945-5519
ERIC Hamzey	Public Works Mineral County	Address: P.O. BOX 1055 City: Hawthorne Zip: 89415	MCpublicworks@kt7.NET	775 945-3597

Sign-In Sheet

2018 Nevada Statewide Coordinated Public Transit-Human Services Transportation Plan Update

Mineral County

June 19, 2018 @ 10:30 a.m. to 12:30 p.m.

Name	Organization	Address	E-mail	Phone Number
Jackie @ Access to health care.org	Access to Healthcare Network	Address: _____ City: _____ Zip: _____	jackie Gonzalez	775- 229-5446
		Address: _____ City: _____ Zip: _____		
		Address: _____ City: _____ Zip: _____		
		Address: _____ City: _____ Zip: _____		
		Address: _____ City: _____ Zip: _____		

Sign-In Sheet
 2018 Nevada Statewide Coordinated Public Transit-Human Services Transportation Plan Update
 Lincoln County
 June 21, 2018 @ 2 p.m. to 5 p.m.

Name	Organization	Address	E-mail	Phone Number
Toni Acuff	Lincoln County Transit	Address: _____ P. O. Box 508 _____ City: Panaca, NV _____ Zip: 89042 _____	HumanServices@lincolnnv.com	775-962-8084
Trina Lytle	Lincoln County Transit	Address: _____ P.O. Box 508 _____ City: Panaca, NV _____ Zip: 89042 _____	Human Services@lincolnnv.com	775-962-8084
Collin Anderson	Lincoln County Register	Address: _____ P. O. Box 464 _____ City: Panaca, NV _____ Zip: 89042 _____	Collintylr2@gamail.com	702-672-3200
Coy Peacock	NDOT	Address: _____ _____ City: _____ Zip: _____	CPeacock@dotnv.gov	702-730-3329
Ken Satowski	NDOT	Address: _____ _____ City: _____ Zip: _____	Ksatowski@dot.nv.gov	702-730-3303

Albert Bass

Nye CE

albert@neyce.org

Sign-In Sheet

2018 Nevada Statewide Coordinated Public Transit-Human Services Transportation Plan Update

Clark and Nye County

June 19, 2018 @ 9 a.m. to 11:00 a.m.

Name	Organization	Address	E-mail	Phone Number
Lebbie Dauenhauer Executive Director	Southern Nevada Transit State Coalition	Address: 260 E Laughlin Civic Dr City: Laughlin NV Zip: 89029	sntced@gmail.com	702-298-4435
Cathy Beluca Executive Assistant	Southern Nevada Transit State Coalition	Address: Same City: _____ Zip: _____	sntced@gmail.com	702-298-4435
Brian Paulson	Laughlin Town Mngt / Clark County	Address: 701 Civic Way City: Laughlin, NV Zip: 89029	bkp@Clark CountyNV.gov	(702) 298-0828
Coy Peacock	NADOT	Address: _____ City: _____ Zip: _____	cpeacock@ dot.nv.gov	702 730-3329
Ken Sotawski	NADOT	Address: _____ City: _____ Zip: _____	ksotawski@dot. nv.gov	702(730-3329)

Sign-In Sheet

2018 Nevada Statewide Coordinated Public Transit-Human Services Transportation Plan Update

Clark and Nye County

June 19, 2018 @ 9 a.m. to 11:00 a.m.

Name	Organization	Address	E-mail	Phone Number
<i>Mike Jackson</i> <i>Director of Maint.</i> <i>Asst. Exec. Director</i>	<i>SNTC</i>	Address: <i>260 E. Laughlin Ave DE</i> City: _____ Zip: _____	<i>sntcmj@gmail.com</i>	<i>702-298-4435</i>
<i>Kris Eggert</i> <i>Maint. Supervisor</i> <i>Laughlin</i>	<i>SNTC</i>	Address: <i>same</i> City: _____ Zip: _____	<i>sntcke@gmail.com</i>	<i>702-298-4435</i>
		Address: _____ City: _____ Zip: _____		
		Address: _____ City: _____ Zip: _____		
		Address: _____ City: _____ Zip: _____		

Sign-In Sheet
 2018 Nevada Statewide Coordinated Public Transit-Human Services Transportation Plan Update
 Nye County
 June 19, 2018 @ 3 p.m. to 5 p.m.

Name	Organization	Address	E-mail	Phone Number
Eoy Pearce	NDOT	Address: _____ City: _____ Zip: _____	e Pearce & dot. WJ. Crow	702-730 3329
Ken Setowski	NDOT	Address: _____ City: _____ Zip: _____	Ksetowski@dot. nv.gov	
Albert	Bass	Address: _____ City: _____ Zip: _____	albert@nyecc. org	775 537 2795
Becki Ortiz		Address: _____ City: _____ Zip: _____	BeckiLaeOrtiz @gmail.com	702 3712726
Jennifer Stauffer	Integrity Taxi	Address: _____ City: _____ Zip: _____	jstauffer@integritytaxi.com	(775) 751-1111

Sign-In Sheet

2018 Nevada Statewide Coordinated Public Transit-Human Services Transportation Plan Update

Nye County

June 19, 2018 @ 3 p.m. to 5 p.m.

Name	Organization	Address	E-mail	Phone Number
Carol Curtis	NONE (INTERESTED CITIZEN)	Address: <u>21 ZAPATA DR.</u> City: <u>PAHRUMP</u> Zip: <u>89048</u>	PAHRUMP REALTOR @ 5308 SEC GLOBAL.NET	775-537- 1246
Karyn Smith	Nye County Health & Human Svcs	Address: <u>1981 E. Calvada Blvd N</u> <u>#120</u> City: <u>PAHRUMP</u> Zip: <u>89048</u>	ksmith@co.nv. nv.us	775-751- 7096
Allene Bates	NONE	Address: <u>Po Box 1325</u> City: <u>PAHRUMP</u> Zip: <u>89041</u>	batesallene@ gmail.com	775 513-7473
Christina Floyd	Nye Communities Coalition	Address: <u>1620 E. Wilson Rd</u> City: <u>PAHRUMP, NV</u> Zip: <u>89041</u>	Christina@ nyecc.org	727-9970
Eric Whalen	PAHRUMP Senior Center PAHRUMP Valley Public Transportation	Address: <u>601 East St.</u> City: <u>PAHRUMP</u> Zip: <u>89048</u>	ericwpssc@gmail	775-253-5917 775-751-6860

Sign-In Sheet
 2018 Nevada Statewide Coordinated Public Transit-Human Services Transportation Plan Update
 Nye County
 June 19, 2018 @ 3 p.m. to 5 p.m.

Name	Organization	Address	E-mail	Phone Number
Kristine Shields	Pahrump Senior Ctr Pahrump Valley Public Transportation	Address: 601 East St City: Pahrump Zip: 89048	kshieldspsc@gmail.com	775 253-5194
Karen Taylor	August Services LLC	Address: PO Box 294 City: Pahrump Zip: 89041	Karen.Augustservices LLC.com	775 990-5910
Sierra McKillips	NCSD - School Social Worker Manse & Floyd Elementary	Address: 200 W. Eton St City: Pahrump Zip: 89048	Smckillips@nyeschools.org	775-253-4911
Mary Duff	NYE Communities Coalition	Address: 1020 E Wilson Rd City: Pahrump Zip: 89048	mary@nyecc.org	775 727.9970
Jeff Meehan	Pahrump Valley Times	Address: 1370 E Highway 372 City: Pahrump Zip: 89048	jmeehan@pvtimes.com	702 - 885 - 5154

Tim Dahl

Public Works
Nye County

250 N. SR. 160
STE 2
Pahrump, NV
89060

Tdahl@co.nye.nv.us

775-751-6262

Sign-In Sheet
 2018 Nevada Statewide Coordinated Public Transit-Human Services Transportation Plan Update
 Nye County
 June 19, 2018 @ 3 p.m. to 5 p.m.

Name	Organization	Address	E-mail	Phone Number
Salli Kerr	Nevada outreach Training organization	Address: <u>421 S. Blaggy</u> City: <u>Pahrump</u> Zip: <u>89048</u>	Salli Kerr nevadaoutreach.org	775.751.1118
Deborah Lindholm	Pahrump Transportation Dispatcher	Address: <u>6015 EAST St.</u> City: <u>Pahrump</u> Zip: <u>89048</u>	deborah.lindholm51 @gmail.com	775-537-3844
		Address: _____ City: _____ Zip: _____		
		Address: _____ City: _____ Zip: _____		
		Address: _____ City: _____ Zip: _____		

Sign-In Sheet
 2018 Nevada Statewide Coordinated Public Transit-Human Services Transportation Plan Update
 Clark County
 June 18, 2018 @ 11:30 a.m. to 1:00 p.m.

Name	Organization	Address	E-mail	Phone Number
Anna Talamo	SN TC	Address: _____ City: _____ Zip: _____	SN TCbc@gmail.com	501-1647
Ken Satowski	NDOT	Address: _____ City: _____ Zip: _____	Ksatowski@ndot.nv.gov	702-730-3503
Coy Peacock	NDOT	Address: _____ City: _____ Zip: _____	CPeacock@ndot.nv.gov	702-730-3329
Sandra Stanko	MTM	Address: <u>760 S. Pilot</u> City: <u>Las Vegas</u> Zip: <u>89119</u>	SStanko@mtm-nv.net	702 323-7708
Linda Barnett	Boulder City Resident	Address: <u>697 Mt. Bonu Way</u> City: <u>Boulder City NV</u> Zip: <u>89005</u>	linnyrb1@yahoo.com	702-558-3865

Sign-In Sheet
 2018 Nevada Statewide Coordinated Public Transit-Human Services Transportation Plan Update
 Clark County
 June 18, 2018 @ 11:30 a.m. to 1:00 p.m.

Name	Organization	Address	E-mail	Phone Number
Michael Mays	City of Boulder City	Address: <u>401 California</u> City: <u>B.C.</u> Zip: <u>89005</u>	mmays@bcnv.org	702-293-9261
Victor Miller	Boulder Township Justice Court	Address: <u>501 Avenue G</u> City: <u>Boulder City</u> Zip: <u>89005</u>	victorkemiller@embarqmail.com	702-293-9278
Jim Keane	City of Boulder City	Address: <u>401 California</u> City: <u>BC, NV</u> Zip: <u>89005</u>	jkeane@bcnv.org	702-297-9200
Kiernan McManus	City of BC	Address: <u>401 California</u> City: <u>BC</u> Zip: <u>89005</u>	kemanusa@bcnv.org	702-466-0785
G. Rhee	Woodlawn	Address: <u>714 Park St</u> City: <u>BC</u> Zip: _____	grhee@grmiller.com	702-293-2228

Sign-In Sheet

2018 Nevada Statewide Coordinated Public Transit-Human Services Transportation Plan Update

County Elko - Wells Date 10/20/18 Time 2p

Name	Organization	Address	E-mail	Phone Number
Debra Campbell	Silver Sage Senior Center	Address: <u>213 1st St</u> City: <u>Wells NV</u> Zip: <u>89835</u>	WellsSeniorCenter@frontier.com	(775) 752-3280
Rachel Hyfton	Wells Band Council	Address: <u>1707 mt view Dr.</u> City: <u>Wells, NV</u> Zip: <u>89835</u>	rhyfton40@yahoo.com	(775) 275-0226
		Address: _____ City: _____ Zip: _____		
		Address: _____ City: _____ Zip: _____		
		Address: _____ City: _____ Zip: _____		
		Address: _____ City: _____ Zip: _____		

Sign-In Sheet

2018 Nevada Statewide Coordinated Public Transit-Human Services Transportation Plan Update
 County E/ko/W. Wendover Date 6/20/18 Time 11:00 am MT

Name	Organization	Address	E-mail	Phone Number
Frank Sharp	JAS Foundation	Address: <u>PO Box 4272</u> City: <u>W. Wendover NV</u> Zip: <u>89852</u>	jas foundation @ yahoo.com	775-664- 3030
Daniel Corona	City of West Wendover	Address: <u>1111 N Gene L Jones Way</u> City: <u>West Wendover, NV</u> Zip: <u>89883</u>	mayor@westwendovercity.com	(800)631-0341
Mackenzie Gonzales	Mobility Management	Address: <u>540 Court St</u> City: <u>Eiko, NV</u> Zip: <u>89801</u>	mobilitymanager@ ekocountynv.net	775-748- 0378
		Address: _____ City: _____ Zip: _____		
		Address: _____ City: _____ Zip: _____		
		Address: _____ City: _____ Zip: _____		

Sign-In Sheet

2018 Nevada Statewide Coordinated Public Transit-Human Services Transportation Plan Update

Rural Washoe County

June 21, 2018 @ 11:30 a.m. to 1:00 p.m.

Name	Organization	Address	E-mail	Phone Number
Esperanza Henslee	AHN	Address: 4061 S. Virginia St Ste F City: Reno, NV. Zip: 89508	ehenslee@access-to-healthcare.org	775-284-1896 x 307
Andy Quinn	AHN	Address: 4001 S. VIRGINIA ST SUITE F City: RENO Zip: 89502	AQUINN@ACCESS TO HEALTHCARE.ORG	775 507 4480
Nicole Schobert	The Public	Address: 920 W. 12 th St. City: RENO, NV Zip: 89503	n/a	775 787-7817
Jack Minshew	AHN	Address: 4001 S. Virginia St Suite F City: Reno Zip: 89503	jminshew@access-to-healthcare.org	775-284-1911
Dena Miguel	AHN	Address: 4001 S. Virginia St Suite F City: RENO Zip: 89502	dmiguel@access-to-healthcare.org	775-284-8989 x 211
Evelyn Rodriguez	AHN	Address: 4001 S. Virginia St. Ste. F City: Reno Zip: 89502	erodriguez@access-to-healthcare.org	775-507-4480 ext. 385

Sign-In Sheet

2018 Nevada Statewide Coordinated Public Transit-Human Services Transportation Plan Update

Rural Washoe County

June 21, 2018 @ 11:30 a.m. to 1:00 p.m.

Name	Organization	Address	E-mail	Phone Number
Mark Costa	NDOT	Address: Stewart St 1263 So. Stewart St City: Carson City Zip: 89712	mcosta@dot.nv.gov	775-888-7120
Jackie Gonzalez	AHN	Address: 4001 S. Virginia St STE F City: Reno NV Zip: 89502	jackie@access to healthcare network.org	775-229-5444
		Address: _____ City: _____ Zip: _____		
		Address: _____ City: _____ Zip: _____		
		Address: _____ City: _____ Zip: _____		
		Address: _____ City: _____ Zip: _____		

Sign-In Sheet

2018 Nevada Statewide Coordinated Public Transit-Human Services Transportation Plan Update
 County White Pine Date 6/22/18 Time 9 am

Name	Organization	Address	E-mail	Phone Number
Mackenzie Gonzales	Mobility Management	Address: <u>540 Court St</u> City: <u>Elko NV</u> Zip: <u>89801</u>	<u>mobilitymanagement @elkocounty.nv.net</u>	775-748- 0378
Lori Romero	^{W.P.C.} W. Pine County Senior Program	Address: <u>1000 Compton St</u> City: <u>Ely NV</u> Zip: <u>89301</u>	<u>*Seniors@white Pinecounty.nv.gov</u>	775-293-9600
Desiree Barnson	White Pine County Social Services- Ely Bus	Address: <u>297 11th Street East #11</u> City: <u>Ely, NV</u> Zip: <u>89301</u>	<u>Dbarnson @ whitepinecounty.nv.gov</u>	775-293- 6528
Mattie Jensen	White Pine County Social Services	Address: <u>297 11th St E</u> City: <u>Ely, NV</u> Zip: <u>89301</u>	<u>mmaes@whitepine county.nv.gov</u>	775-293- 6528
		Address: _____ City: _____ Zip: _____		
		Address: _____ City: _____ Zip: _____		

Sign-In Sheet

2018 Nevada Statewide Coordinated Public Transit-Human Services Transportation Plan Update
 County White Pine Date 6/21/18 Time 5:00

Name	Organization	Address	E-mail	Phone Number
Steve Boer	NDOT - Ely	Address: <u>1401 E. Aultman</u> City: _____ Zip: _____	<u>Sboer@dot.nv.gov</u>	775 289-1703
		Address: _____ City: _____ Zip: _____		
		Address: _____ City: _____ Zip: _____		
		Address: _____ City: _____ Zip: _____		
		Address: _____ City: _____ Zip: _____		
		Address: _____ City: _____ Zip: _____		

PART FOUR

PUBLIC SURVEY AND RESULTS

Nevada DOT is updating its Coordinated Public Transit-Human Services Transportation Plan, which seeks to develop strategies to address unmet transportation needs throughout the State. No information will be used to identify any individual who responds to this survey. The purpose of this survey is solely to assess the transit needs of the rural population in Nevada. Thank you!

1. What city/town do you live in (or what is the nearest city or town to your home)?

2. What county do you live in?

- | | | |
|---|--------------------------------|----------------------------------|
| <input type="radio"/> Carson City | <input type="radio"/> Eureka | <input type="radio"/> Nye |
| <input type="radio"/> Churchill | <input type="radio"/> Humboldt | <input type="radio"/> Pershing |
| <input type="radio"/> Clark | <input type="radio"/> Lander | <input type="radio"/> Storey |
| <input type="radio"/> Douglas | <input type="radio"/> Lincoln | <input type="radio"/> Washoe |
| <input type="radio"/> Elko | <input type="radio"/> Lyon | <input type="radio"/> White Pine |
| <input type="radio"/> Esmeralda | <input type="radio"/> Mineral | |
| <input type="radio"/> Other (please specify county and state) | | |

3. Do you, or a family member, have any difficulty getting the transportation you need?

- Yes
 No

If yes, how often do you need it and to what city/town?

4. What transportation have you or your family used during the past 12 months to travel to places like work, appointments, shopping, classes or social activities? Check all that apply.

- | | |
|--|--|
| <input type="checkbox"/> Demand response transportation (requires a reservation and the vehicle comes to you for pick up and drop off) | <input type="checkbox"/> Private taxi, Uber, Lyft (or similar) |
| <input type="checkbox"/> Fixed route public transit (with bus stops and time schedule) | <input type="checkbox"/> Faith-based organization (such as a church bus or van) |
| <input type="checkbox"/> Volunteer transportation | <input type="checkbox"/> Non-emergency medical transportation provided by a medical transportation company |
| <input type="checkbox"/> Carpool or vanpool | <input type="checkbox"/> My own car or ride with a friend/family member |
| <input type="checkbox"/> Private inter-city bus (such as Greyhound or Silverado Stages) | <input type="checkbox"/> Amtrak |
| <input type="checkbox"/> Other (please specify) | |

5. If you do not use a public transportation service, why not? Check all that apply.

- I do use a transportation service
- I own my own vehicle
- It doesn't go where I need it to
- It takes too long to get from origin to destination
- It is unreliable
- It doesn't run frequently/often enough
- I don't know where it goes or how it works
- It is unsafe
- It is too expensive
- Transportation is not available where I live

Other (please specify)

6. What changes could be made to your local transportation options to make using them more appealing to you? Check all that apply.

- Provide service to a major city (Reno, Las Vegas, Salt Lake City)
- Provide service between counties (not just within the county)
- Lower the cost
- Provide better information about routes and services
- Provide information in additional languages
- Start earlier in the morning
- End later at night
- Operate on Saturdays
- Operate on Sundays
- No shared rides with others
- Run bus service on a fixed route and schedule with bus stops
- For scheduled route bus service, run the buses more frequently
- Use smaller vehicles
- Use larger vehicles
- Use wheelchair accessible vehicles
- Be more reliable/On-Time for picking me up/dropping me off
- Allow pets
- Other (please specify)

7. Which of the following are your most commonly visited destinations or places you most often need to visit when transportation is available to you? Check all that apply.

- My Employer
- Medical or dental
- Shopping/Grocery/Pharmacy
- School
- Senior citizen program or human service agency employment, activities or appointments
- Social/Recreation activities/Parks
- Church/Faith-Based Organizations and Activities
- Veteran Organization
- Other (please specify)

8. What City/Town, County or Counties are the locations from QUESTION 7 located in?

Employer	<input type="text"/>
Medical or dental	<input type="text"/>
Shopping/Grocery/Pharmacy	<input type="text"/>
School	<input type="text"/>
Social/Recreation activities/Parks	<input type="text"/>
Church/Faith-Based Organizations and Activities	<input type="text"/>
Veteran Organization	<input type="text"/>
Other	<input type="text"/>

9. When do you need transportation most often for each of the following general purposes? Check all that apply.

	Employer	Medical or dental	Shopping/Grocery/Pharmacy	School	Social/Recreation activities/Parks	Church/Faith-based Organizations and Activities	Veteran Organization
12 A.M - 6 A.M.	<input type="checkbox"/>	<input type="checkbox"/>	<input type="checkbox"/>	<input type="checkbox"/>	<input type="checkbox"/>	<input type="checkbox"/>	<input type="checkbox"/>
6 A.M - 8 A.M.	<input type="checkbox"/>	<input type="checkbox"/>	<input type="checkbox"/>	<input type="checkbox"/>	<input type="checkbox"/>	<input type="checkbox"/>	<input type="checkbox"/>
8 A.M. - 12 P.M.	<input type="checkbox"/>	<input type="checkbox"/>	<input type="checkbox"/>	<input type="checkbox"/>	<input type="checkbox"/>	<input type="checkbox"/>	<input type="checkbox"/>
12 P.M. - 3 P.M.	<input type="checkbox"/>	<input type="checkbox"/>	<input type="checkbox"/>	<input type="checkbox"/>	<input type="checkbox"/>	<input type="checkbox"/>	<input type="checkbox"/>
3 P.M - 6 P.M.	<input type="checkbox"/>	<input type="checkbox"/>	<input type="checkbox"/>	<input type="checkbox"/>	<input type="checkbox"/>	<input type="checkbox"/>	<input type="checkbox"/>
6 P.M. - 9 P.M.	<input type="checkbox"/>	<input type="checkbox"/>	<input type="checkbox"/>	<input type="checkbox"/>	<input type="checkbox"/>	<input type="checkbox"/>	<input type="checkbox"/>
9 P.M. - 12 A.M.	<input type="checkbox"/>	<input type="checkbox"/>	<input type="checkbox"/>	<input type="checkbox"/>	<input type="checkbox"/>	<input type="checkbox"/>	<input type="checkbox"/>

Other (please specify)

10. How old are you?

- 15-24 55-64
 25-34 65-74
 35-44 75-84
 45-54 85+

11. Is English your primary language?

- Yes
 No

If no, please indicate your primary language here.

12. Which of the following BEST applies to you? Are you presently:

- Employed
- Retired
- Student
- Unemployed

Other (please specify)

13. If you work outside of your home, who is your employer(s)?

14. How many vehicles are in your household?

- 0
- 1
- 2
- 3
- 4 or more

15. What City/Town or County is your employer(s) located?

16. Do you have a disability which requires you to use a cane, walker, wheelchair, and/or another device to help you get around?

- Yes
- No

17. Are you or a family member currently using any transportation services that are available to you through the Medicaid program?

- Yes
- No
- Other (please specify)

El Departamento de Transporte de Nevada está actualizando su Plan Coordinado de Transporte Público/Servicios Humanos, que busca desarrollar estrategias para abordar las necesidades de transporte no atendidas en todo el estado. No se usará información para identificar a ninguna persona que responda a esta encuesta. El propósito de esta encuesta es únicamente evaluar las necesidades de tránsito de la población rural en Nevada. ¡Gracias!

* 1. ¿En qué ciudad/pueblo vives (o cuál es la ciudad o pueblo más cercano a tu hogar)?

* 2. ¿En qué Condado vives?

- | | | |
|---|--------------------------------|----------------------------------|
| <input type="radio"/> Carson City | <input type="radio"/> Eureka | <input type="radio"/> Nye |
| <input type="radio"/> Churchill | <input type="radio"/> Humboldt | <input type="radio"/> Pershing |
| <input type="radio"/> Clark | <input type="radio"/> Lander | <input type="radio"/> Storey |
| <input type="radio"/> Douglas | <input type="radio"/> Lincoln | <input type="radio"/> Washoe |
| <input type="radio"/> Elko | <input type="radio"/> Lyon | <input type="radio"/> White Pine |
| <input type="radio"/> Esmeralda | <input type="radio"/> Mineral | |
| <input type="radio"/> Otro (especifique condado y estado) | | |

3. ¿Tiene usted, o un miembro de su familia, alguna dificultad para obtener el transporte que necesita?

- Sí
- No

En caso que sí, ¿con qué frecuencia lo necesita y a qué ciudad/pueblo?

4. ¿Qué tipo de transporte usaron usted o su familia durante los últimos 12 meses para viajar a lugares como trabajo, citas, compras, clases o actividades sociales? Marque todo lo que corresponda.

- | | |
|---|--|
| <input type="checkbox"/> Transporte de respuesta de demanda (requiere una reservación y el vehículo viene a usted para recogerlo y dejarlo) | <input type="checkbox"/> Taxi privado, Uber, Lyft (o similar) |
| <input type="checkbox"/> Transporte público de ruta fija (con paradas de autobús y horario) | <input type="checkbox"/> Organización basada en la fe (como un autobús o camioneta de la iglesia) |
| <input type="checkbox"/> Transporte de voluntarios | <input type="checkbox"/> Transporte médico que no sea de emergencia provisto por una compañía de transporte médico |
| <input type="checkbox"/> Compartir automóvil o camioneta | <input type="checkbox"/> Mi propio automóvil o viaje con un amigo/miembro de la familia |
| <input type="checkbox"/> Autobús interurbano privado (como Greyhound o Silverado Stages) | <input type="checkbox"/> Amtrak |
| <input type="checkbox"/> Otro (por favor especifique) | |

5. Si no usa un servicio de transporte público, ¿por qué no? Marque todo lo que corresponda.

- Utilizo un servicio de transporte
- Tengo mi propio vehículo
- No va a donde lo necesito
- Lleva mucho tiempo llegar desde el origen al destino.
- No es confiable
- No corre con frecuencia/lo suficientemente
- No sé a dónde va ni cómo funciona
- No es seguro
- Es muy caro
- El transporte no está disponible donde vivo

Otro (por favor especifique)

6. ¿Qué cambios podrían hacerse a sus opciones de transporte local para que el uso sea más atractivo para usted? Marque todo lo que corresponda.

- Proporcionar servicio a una ciudad importante (Reno, Las Vegas, Salt Lake City)
- Brindar servicio entre condados (no solo dentro del condado)
- Disminuir el costo
- Proporcione mejor información sobre rutas y servicios
- Proporcione información en idiomas adicionales
- Comience más temprano en la mañana
- Termine más tarde en la noche
- Operar los sábados
- Operar los domingos
- No compartir paseos con otros
- Corran el servicio de autobús en una ruta fija y planifiquen con paradas de autobús
- Para el servicio de autobús de ruta programado, hagan funcionar los autobuses con mayor frecuencia
- Use vehículos más pequeños.
- Usa vehículos más grandes
- Use vehículos accesibles para sillas de ruedas
- Sean más precisos/a tiempo para recogerme/dejarme
- Permitir mascotas
- Otro (por favor especifique)

7. ¿Cuál de los siguientes son los destinos o lugares más visitados que más a menudo necesita visitar cuando el transporte está disponible para usted? Marque todo lo que corresponda.

- Mi trabajo
- Médico o dental
- Compras/Supermercados/Farmacia
- Escuela
- Programa para la tercera edad o agencia de servicios humanos para empleo, actividades o citas
- Actividades sociales/recreativas/Parques
- Organizaciones y actividades basadas en la fe/iglesia
- Organización de Veteranos
- Otro (por favor especifique)

8. ¿En qué ciudad/pueblo, condado o condados están los lugares ubicados de la PREGUNTA 7?

Trabajo

Médico o dental

Compras/Supermercados/
Farmacia

Escuela

Actividades
sociales/recreativas/Parques

Organizaciones y
actividades basadas en la
fe/iglesia

Organización de
Veteranos

Otro (por favor
especifique)

9. ¿Cuándo necesita transporte con más frecuencia para cada uno de los siguientes propósitos generales? Marque todo lo que corresponda.

	Trabajo	Médico o dental	Compras/Supermercados/Farmacia	Escuela	Actividades sociales/recreativas/Parques	Organizaciones y actividades basadas en la fe	Organización de Veteranos
12 A.M. - 6 A.M.	<input type="checkbox"/>	<input type="checkbox"/>	<input type="checkbox"/>	<input type="checkbox"/>	<input type="checkbox"/>	<input type="checkbox"/>	<input type="checkbox"/>
6 A.M. - 8 A.M.	<input type="checkbox"/>	<input type="checkbox"/>	<input type="checkbox"/>	<input type="checkbox"/>	<input type="checkbox"/>	<input type="checkbox"/>	<input type="checkbox"/>
8 A.M. - 12 P.M.	<input type="checkbox"/>	<input type="checkbox"/>	<input type="checkbox"/>	<input type="checkbox"/>	<input type="checkbox"/>	<input type="checkbox"/>	<input type="checkbox"/>
12 P.M. - 3 P.M.	<input type="checkbox"/>	<input type="checkbox"/>	<input type="checkbox"/>	<input type="checkbox"/>	<input type="checkbox"/>	<input type="checkbox"/>	<input type="checkbox"/>
3 P.M. - 6 P.M.	<input type="checkbox"/>	<input type="checkbox"/>	<input type="checkbox"/>	<input type="checkbox"/>	<input type="checkbox"/>	<input type="checkbox"/>	<input type="checkbox"/>
6 P.M. - 9 P.M.	<input type="checkbox"/>	<input type="checkbox"/>	<input type="checkbox"/>	<input type="checkbox"/>	<input type="checkbox"/>	<input type="checkbox"/>	<input type="checkbox"/>
9 P.M. - 12 A.M.	<input type="checkbox"/>	<input type="checkbox"/>	<input type="checkbox"/>	<input type="checkbox"/>	<input type="checkbox"/>	<input type="checkbox"/>	<input type="checkbox"/>

Otro (por favor especifique)

10. ¿Qué edad tienes?

- | | |
|-----------------------------|-----------------------------|
| <input type="radio"/> 15-24 | <input type="radio"/> 55-64 |
| <input type="radio"/> 25-34 | <input type="radio"/> 65-74 |
| <input type="radio"/> 35-44 | <input type="radio"/> 75-84 |
| <input type="radio"/> 45-54 | <input type="radio"/> 85+ |

11. ¿El inglés es tu idioma principal?

- Sí
 No

Si no, indique su idioma principal aquí.

12. ¿Cuál de los siguientes MEJOR se aplica a usted? ¿Está usted actualmente:

- Empleado
 Jubilado
 Estudiante
 Desempleado

Otro (por favor especifique)

13. Si trabaja fuera de su hogar, ¿quién es su empleador (es)?

14. ¿Cuántos vehículos hay en tu hogar?

- 0
 1
 2
 3
 4 o más

15. ¿En qué ciudad/pueblo o condado se encuentra su (s) empleador (es)?

16. ¿Tiene alguna discapacidad que requiera el uso de un bastón, andador, silla de ruedas y/u otro dispositivo para ayudarlo a moverse?

- Sí
 No

17. ¿Está usted o un miembro de su familia actualmente utilizando algún servicio de transporte que esté disponible para usted a través del programa de Medicaid?

Sí

No

Otro (por favor especifique)

Nevada Transportation Needs Survey

Q1 What city/town do you live in (or what is the nearest city or town to your home)?

Answered: 310 Skipped: 2

#	RESPONSES	DATE
1	Las Vegas	12/2/2018 1:49 PM
2	Las vegas	10/6/2018 7:30 PM
3	Sparks	9/5/2018 2:36 PM
4	Reno	9/5/2018 2:34 PM
5	Reno	9/5/2018 2:33 PM
6	Reno	9/5/2018 2:30 PM
7	Carlin	8/29/2018 8:52 AM
8	North Las Vegas	8/28/2018 12:15 PM
9	Battle Mountain	8/26/2018 8:42 PM
10	Elko	8/26/2018 8:39 PM
11	Elko	8/26/2018 8:37 PM
12	Elko	8/26/2018 8:34 PM
13	Carlin	8/26/2018 8:29 PM
14	Carlin	8/26/2018 8:26 PM
15	Spring Creek	8/26/2018 8:24 PM
16	Lamoille	8/26/2018 8:22 PM
17	Ely	8/17/2018 10:01 PM
18	Ely	8/17/2018 9:59 PM
19	McGill	8/17/2018 9:58 PM
20	Not provided	8/17/2018 9:57 PM
21	Ely	8/17/2018 9:55 PM
22	Ely	8/17/2018 9:54 PM
23	Ely	8/17/2018 9:52 PM
24	Ely	8/17/2018 9:51 PM
25	McGill	8/17/2018 9:49 PM
26	Ely	8/17/2018 9:47 PM
27	Ely	8/17/2018 9:46 PM
28	Ely	8/17/2018 9:45 PM
29	Ely	8/17/2018 9:43 PM
30	Ely	8/17/2018 9:42 PM
31	Ely	8/17/2018 9:40 PM
32	Ely	8/17/2018 9:37 PM
33	McGill, NV	8/13/2018 11:06 AM
34	Lund	8/13/2018 10:29 AM
35	Ely	8/9/2018 2:55 PM
36	Ely	8/9/2018 1:15 PM
37	Pahrump NV	8/6/2018 3:13 PM
38	Pahrump NV	8/6/2018 3:12 PM
39	Pahrump	8/6/2018 3:11 PM
40	Pahrump	8/6/2018 3:10 PM
41	Pahrump NV	8/6/2018 3:09 PM
42	Pahrump	8/6/2018 3:07 PM
43	Pahrump NV	8/6/2018 3:06 PM
44	McGill	8/6/2018 1:18 PM
45	Ely	8/6/2018 12:54 AM

Nevada Transportation Needs Survey

46	Ely	8/3/2018 4:32 PM
47	Carlin	8/3/2018 12:46 PM
48	Carlin, NV 89822	8/3/2018 12:44 PM
49	Carlin	8/3/2018 12:40 PM
50	Carlin, NV	8/3/2018 12:38 PM
51	Carlin	8/3/2018 12:33 PM
52	Carlin	8/3/2018 12:32 PM
53	Carlin	8/3/2018 12:30 PM
54	Carlin, NV	8/3/2018 12:29 PM
55	Carlin, NV	8/3/2018 12:26 PM
56	Carlin, NV	8/3/2018 12:25 PM
57	Ely	8/2/2018 10:12 AM
58	McGill	8/1/2018 4:13 PM
59	McGill	8/1/2018 11:02 AM
60	ely	7/31/2018 5:35 PM
61	Carlin	7/31/2018 4:37 PM
62	Ely	7/31/2018 2:18 PM
63	Ely	7/31/2018 11:40 AM
64	ely	7/31/2018 12:26 AM
65	pahrump	7/30/2018 7:33 PM
66	reno, nevada	7/30/2018 7:30 PM
67	McGill	7/30/2018 7:22 PM
68	ely	7/30/2018 7:12 PM
69	Ely	7/30/2018 7:06 PM
70	Pahrump	7/30/2018 6:25 PM
71	Pahrump	7/30/2018 6:24 PM
72	Pahrump	7/30/2018 6:23 PM
73	Pahrump	7/30/2018 6:21 PM
74	Pahrump	7/30/2018 6:20 PM
75	Pahrump	7/30/2018 6:19 PM
76	Pahrump	7/30/2018 6:18 PM
77	Pahrump	7/30/2018 6:16 PM
78	Pahrump	7/30/2018 6:15 PM
79	Pahrump	7/30/2018 6:14 PM
80	Pahrump	7/30/2018 6:13 PM
81	Pahrump	7/30/2018 6:12 PM
82	Pahrump	7/30/2018 6:11 PM
83	Pahrump	7/30/2018 6:10 PM
84	Pahrump	7/30/2018 6:09 PM
85	Pahrump	7/30/2018 6:09 PM
86	Pahrump	7/30/2018 6:07 PM
87	Pahrump	7/30/2018 6:06 PM
88	Pahrump	7/30/2018 6:04 PM
89	Pahrump	7/30/2018 6:03 PM
90	Pahrump	7/30/2018 6:02 PM
91	Pahrump	7/30/2018 6:01 PM
92	Pahrump	7/30/2018 5:59 PM
93	Pahrump	7/30/2018 5:58 PM
94	Pahrump	7/30/2018 5:57 PM
95	Pahrump	7/30/2018 5:55 PM
96	Pahrump	7/30/2018 5:53 PM
97	Pahrump	7/30/2018 5:51 PM

Nevada Transportation Needs Survey

98	Pahrump	7/30/2018 5:50 PM
99	Pahrump	7/30/2018 5:49 PM
100	LAS VEGAS	7/30/2018 5:47 PM
101	Pahrump NV	7/30/2018 5:46 PM
102	Pahrump	7/30/2018 5:44 PM
103	Pahrump	7/30/2018 5:43 PM
104	ESMERALDA COUNTY	7/30/2018 5:40 PM
105	Pahrump	7/30/2018 5:38 PM
106	Pahrump NV	7/30/2018 5:36 PM
107	Pahrump	7/30/2018 5:34 PM
108	Amagosa Valley	7/30/2018 5:32 PM
109	Amagosa Valley	7/30/2018 5:30 PM
110	Amagosa Valley NV	7/30/2018 5:28 PM
111	Amagosa Valley	7/30/2018 5:26 PM
112	Amagosa	7/30/2018 5:25 PM
113	Amagosa Valley NV	7/30/2018 5:25 PM
114	Amagosa	7/30/2018 5:10 PM
115	Amagosa Valley	7/30/2018 5:08 PM
116	Amagosa Valley	7/30/2018 5:07 PM
117	Amagosa Valley	7/30/2018 5:05 PM
118	Amagosa Valley	7/30/2018 5:03 PM
119	Amagosa Valley NV	7/30/2018 5:02 PM
120	Amagosa Valley	7/30/2018 4:59 PM
121	Amagosa Valley	7/30/2018 4:58 PM
122	Amagosa Valley	7/30/2018 4:57 PM
123	Amagosa Valley	7/30/2018 4:55 PM
124	Pahrump	7/30/2018 4:53 PM
125	Amagosa Valley	7/30/2018 4:52 PM
126	Amagosa Valley	7/30/2018 4:50 PM
127	Amagosa Valley	7/30/2018 4:47 PM
128	Amagosa Valley	7/30/2018 4:43 PM
129	Amagosa Valley	7/30/2018 4:41 PM
130	Amagosa Valley	7/30/2018 4:39 PM
131	Ely	7/30/2018 4:37 PM
132	Pahrump	7/30/2018 4:36 PM
133	Amagosa Valley	7/30/2018 4:32 PM
134	Amagosa Valley	7/30/2018 4:31 PM
135	Amagosa Valley	7/30/2018 4:29 PM
136	Amagosa Valley	7/30/2018 4:27 PM
137	Amagosa Valley	7/30/2018 4:26 PM
138	Amagosa Valley	7/30/2018 4:24 PM
139	Ely	7/30/2018 3:54 PM
140	Amagosa Valley	7/30/2018 3:41 PM
141	Amagosa Valley	7/30/2018 3:40 PM
142	Amagosa Valley	7/30/2018 3:39 PM
143	Amagosa Valley	7/30/2018 3:38 PM
144	Amagosa Valley	7/30/2018 3:30 PM
145	Amagosa Valley	7/30/2018 3:28 PM
146	Amagosa Valley	7/30/2018 3:26 PM
147	Pahrump	7/30/2018 3:24 PM
148	Pahrump	7/30/2018 3:21 PM
149	Pahrump	7/30/2018 3:20 PM

Nevada Transportation Needs Survey

150	Pahrump	7/30/2018 3:18 PM
151	Pahrump	7/30/2018 3:17 PM
152	Pahrump	7/30/2018 3:16 PM
153	Pahrump	7/30/2018 3:14 PM
154	Pahrump	7/30/2018 3:12 PM
155	Pahrump	7/30/2018 3:05 PM
156	Pahrump	7/30/2018 3:03 PM
157	Pahrump	7/30/2018 3:01 PM
158	Pahrump	7/30/2018 3:00 PM
159	Pahrump	7/30/2018 2:57 PM
160	Pahrump	7/30/2018 2:55 PM
161	Pahrump	7/30/2018 2:53 PM
162	Pahrump	7/30/2018 2:51 PM
163	Pahrump	7/30/2018 2:49 PM
164	Pahrump	7/30/2018 2:47 PM
165	Pahrump	7/30/2018 2:46 PM
166	Pahrump	7/30/2018 2:44 PM
167	Pahrump	7/30/2018 2:39 PM
168	Pahrump	7/30/2018 2:36 PM
169	Pahrump	7/30/2018 2:34 PM
170	Pahrump	7/30/2018 2:31 PM
171	Pahrump	7/30/2018 2:29 PM
172	Pahrump	7/30/2018 2:27 PM
173	Pahrump	7/30/2018 2:25 PM
174	Pahrump	7/30/2018 2:23 PM
175	Pahrump	7/30/2018 2:21 PM
176	Pahrump	7/30/2018 2:19 PM
177	Pahrump	7/30/2018 2:17 PM
178	Pahrump	7/30/2018 2:13 PM
179	Pahrump	7/30/2018 2:11 PM
180	Pahrump	7/30/2018 2:07 PM
181	Pahrump	7/30/2018 2:05 PM
182	Pahrump	7/30/2018 1:58 PM
183	Ely	7/30/2018 1:44 PM
184	Ely	7/30/2018 1:33 PM
185	Ely, NV	7/30/2018 1:28 PM
186	Ely	7/30/2018 1:27 PM
187	Ely	7/30/2018 1:25 PM
188	Ely	7/30/2018 1:19 PM
189	Ely	7/30/2018 1:10 PM
190	Ely	7/30/2018 1:09 PM
191	Ely	7/30/2018 1:09 PM
192	Ely, Nevada	7/30/2018 1:09 PM
193	Ely	7/30/2018 1:09 PM
194	Pahrump, NV	7/13/2018 10:45 AM
195	Pahrump	7/12/2018 10:57 PM
196	Yerington	7/12/2018 12:18 AM
197	Pahrump	7/10/2018 1:24 AM
198	Pahrump	7/9/2018 11:22 PM
199	Dayton	7/9/2018 5:14 PM
200	Dayton	7/9/2018 5:12 PM
201	Dayton	7/9/2018 5:10 PM

Nevada Transportation Needs Survey

202	Dayton	7/9/2018 5:08 PM
203	Dayton	7/9/2018 5:07 PM
204	Dayton	7/9/2018 5:05 PM
205	Dayton	7/9/2018 5:02 PM
206	Dayton	7/9/2018 5:00 PM
207	Pahrump	7/9/2018 4:58 PM
208	Pahrump	7/8/2018 7:26 PM
209	Pahrump	7/8/2018 12:35 PM
210	Elko	7/7/2018 2:53 PM
211	Elko	7/6/2018 6:43 PM
212	Elko	7/6/2018 4:16 PM
213	Carlin	7/6/2018 10:37 AM
214	Elko	7/5/2018 6:56 PM
215	Elko	7/5/2018 4:13 PM
216	Elko	7/5/2018 4:02 PM
217	Elko, NV	7/5/2018 3:59 PM
218	Elko	7/5/2018 3:55 PM
219	Elko	7/5/2018 3:49 PM
220	Elko	7/5/2018 3:42 PM
221	carlin nevada	7/5/2018 3:40 PM
222	Elko	7/5/2018 3:34 PM
223	Spring Creek	7/5/2018 3:09 PM
224	Pahrump	7/5/2018 11:28 AM
225	Pahrump	7/3/2018 12:15 PM
226	Tonopah	7/2/2018 7:53 PM
227	PAHRUMP	7/2/2018 7:52 PM
228	Pahrump	7/2/2018 7:06 PM
229	pahrump	7/2/2018 2:47 PM
230	Pahrump	7/2/2018 2:26 PM
231	Pahrump	7/2/2018 1:38 PM
232	Pahrump	7/2/2018 12:50 PM
233	Pahrump	7/2/2018 12:09 PM
234	Tomopah	7/2/2018 11:28 AM
235	Pahrump	7/2/2018 3:51 AM
236	Pahrump	7/1/2018 3:54 PM
237	Pahrump, NV	6/27/2018 4:06 PM
238	Pahrump	6/27/2018 2:37 PM
239	Pahrump	6/27/2018 2:30 PM
240	Pahrump	6/27/2018 1:10 PM
241	Yerington	6/25/2018 12:31 AM
242	Delfinor	6/24/2018 5:46 PM
243	Winnemucca	6/24/2018 5:38 PM
244	Winnemucca	6/24/2018 2:49 PM
245	Reno	6/23/2018 12:02 PM
246	Winnemucca	6/23/2018 12:01 PM
247	Battle mountain	6/23/2018 8:55 AM
248	Winnemucca	6/22/2018 4:31 PM
249	Silver Springs	6/21/2018 9:21 PM
250	Reno	6/21/2018 4:16 PM
251	Ely	6/21/2018 1:12 PM
252	Reno	6/21/2018 12:41 PM
253	Wellington	6/21/2018 12:30 PM

Nevada Transportation Needs Survey

254	City of Fernley	6/21/2018 12:09 PM
255	Minden	6/21/2018 12:21 AM
256	Bainbridge is nearest	6/19/2018 7:23 PM
257	Tonopah	6/19/2018 6:29 PM
258	Battle Mountain	6/19/2018 5:56 PM
259	Pahrump	6/19/2018 5:02 PM
260	Battle mountain	6/19/2018 4:19 PM
261	Lovelock	6/19/2018 11:09 AM
262	Boulder City	6/19/2018 2:11 AM
263	Dayton	6/19/2018 1:12 AM
264	Laughlin, NV	6/18/2018 5:29 PM
265	Winnemucca	6/18/2018 5:05 PM
266	Battle Mountain	6/18/2018 3:35 PM
267	Battle Mountain	6/18/2018 3:08 PM
268	Battle Mountain	6/18/2018 2:19 PM
269	Winnemucca	6/18/2018 1:56 PM
270	Winnemucca	6/18/2018 1:14 PM
271	Battle Mountain	6/18/2018 12:57 PM
272	Winnemucca	6/18/2018 12:44 PM
273	Battle mountain	6/18/2018 12:37 PM
274	Winnemucca	6/18/2018 12:32 PM
275	Gardnerville	6/15/2018 11:21 AM
276	silver springs	6/15/2018 1:12 AM
277	Fallon	6/14/2018 2:25 PM
278	Winnemucca	6/14/2018 12:58 PM
279	Boulder City	6/13/2018 8:40 PM
280	Winnemucca	6/13/2018 4:13 PM
281	Elko	6/13/2018 12:34 PM
282	Tonopah	6/13/2018 5:07 AM
283	Fernley	6/13/2018 12:43 AM
284	carson city	6/12/2018 9:19 PM
285	Carson City	6/12/2018 12:11 PM
286	Carson City	6/12/2018 11:38 AM
287	Minden	6/12/2018 11:32 AM
288	carson city	6/11/2018 7:13 PM
289	Dayton, NV	6/11/2018 7:12 PM
290	Carson City	6/11/2018 6:00 PM
291	Dayton	6/11/2018 5:22 PM
292	Dayton	6/11/2018 3:49 PM
293	Stagecoach, NV	6/11/2018 3:23 PM
294	Carson City	6/11/2018 3:21 PM
295	Virginia City	6/7/2018 11:21 PM
296	Battle Mountain	6/6/2018 3:28 PM
297	Elko	6/5/2018 4:37 PM
298	Elko	6/5/2018 4:35 PM
299	Carlin	6/5/2018 3:00 PM
300	Elko	6/5/2018 1:11 PM
301	Elko	6/4/2018 10:26 PM
302	Elko	6/4/2018 9:37 PM
303	ELKO	6/4/2018 6:08 PM
304	Wells	6/1/2018 5:03 PM
305	Lovelock	6/1/2018 12:36 PM

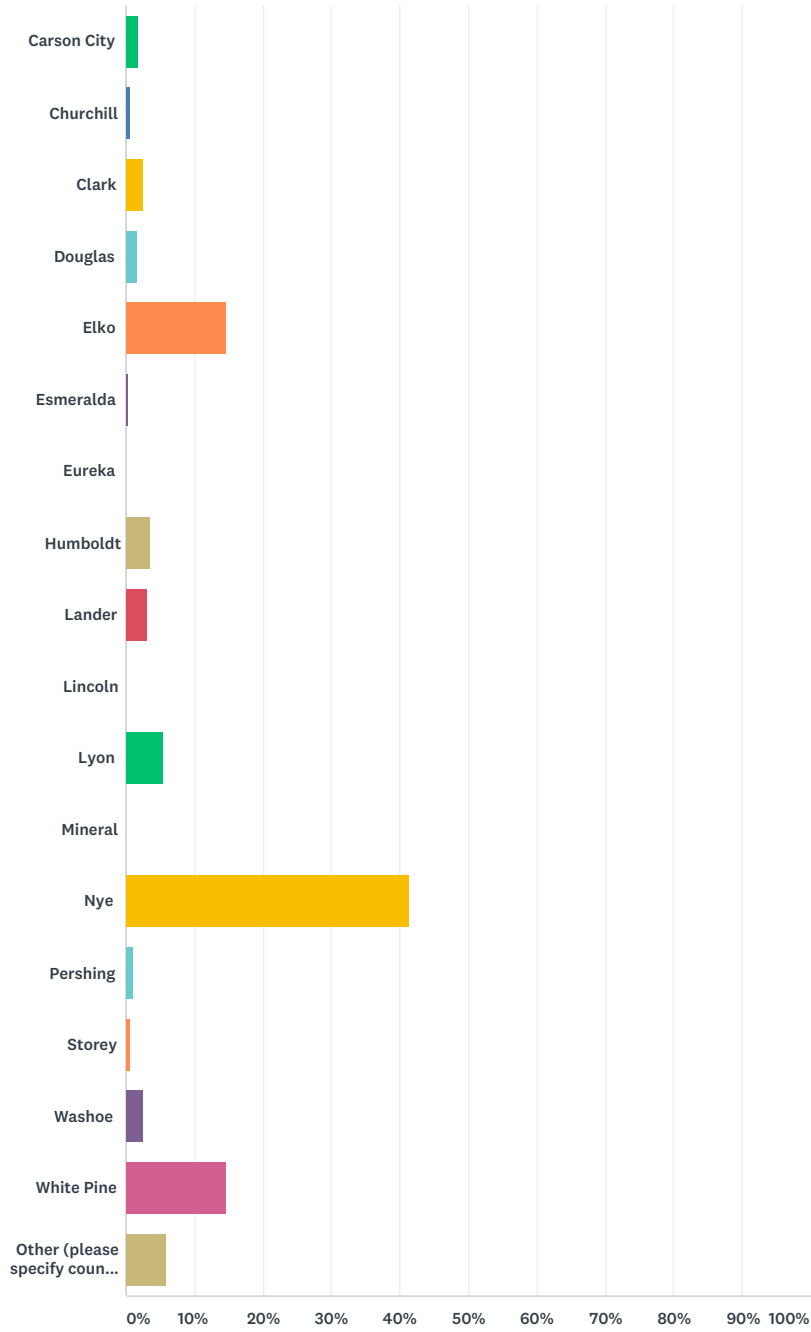
Nevada Transportation Needs Survey

306	Fallon	6/1/2018 12:02 PM
307	Spring Creek	5/30/2018 7:17 PM
308	Elko	5/30/2018 10:25 AM
309	Elko	5/30/2018 10:10 AM
310	Spring Creek, NV	5/29/2018 11:07 PM

Nevada Transportation Needs Survey

Q2 What county do you live in?

Answered: 312 Skipped: 0



ANSWER CHOICES	RESPONSES	
Carson City	1.92%	6
Churchill	0.64%	2
Clark	2.56%	8
Douglas	1.60%	5
Elko	14.74%	46
Esmeralda	0.32%	1
Eureka	0.00%	0

Nevada Transportation Needs Survey

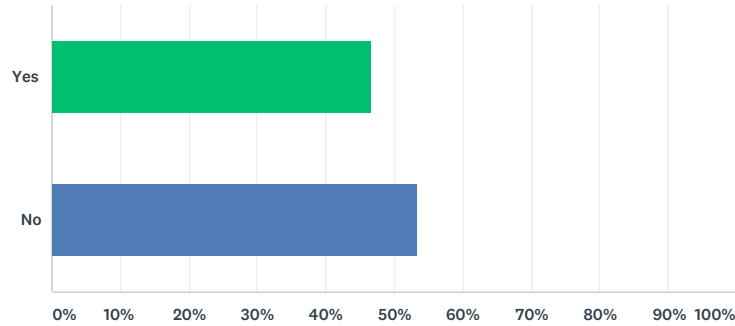
Humboldt	3.53%	11
Lander	3.21%	10
Lincoln	0.00%	0
Lyon	5.45%	17
Mineral	0.00%	0
Nye	41.35%	129
Pershing	0.96%	3
Storey	0.64%	2
Washoe	2.56%	8
White Pine	14.74%	46
Other (please specify county and state)	5.77%	18
TOTAL		312

#	OTHER (PLEASE SPECIFY COUNTY AND STATE)	DATE
1	Washoe	9/5/2018 2:33 PM
2	Nevada	7/30/2018 6:13 PM
3	Nevada	7/30/2018 5:07 PM
4	NV	7/30/2018 4:57 PM
5	NV	7/30/2018 4:29 PM
6	NV	7/30/2018 4:27 PM
7	NV	7/30/2018 2:49 PM
8	Nevada	7/30/2018 2:39 PM
9	NV	7/30/2018 2:34 PM
10	Nevada	7/30/2018 2:29 PM
11	NV	7/30/2018 2:17 PM
12	NV	7/30/2018 1:28 PM
13	State Nevada	7/9/2018 5:05 PM
14	NV - Nevada	7/2/2018 7:06 PM
15	NV	7/2/2018 2:47 PM
16	NV	7/1/2018 3:54 PM
17	Delfintor	6/24/2018 5:46 PM
18	Nevada	6/1/2018 5:03 PM

Nevada Transportation Needs Survey

Q3 Do you, or a family member, have any difficulty getting the transportation you need?

Answered: 309 Skipped: 3



ANSWER CHOICES	RESPONSES	
Yes	46.60%	144
No	53.40%	165
TOTAL		309

#	IF YES, HOW OFTEN DO YOU NEED IT AND TO WHAT CITY/TOWN?	DATE
1	Every week. San Diego	10/6/2018 7:30 PM
2	Reno	9/5/2018 2:33 PM
3	Reno, Carson City	9/5/2018 2:30 PM
4	Elko, Winnemucca - 1 time per month	8/26/2018 8:42 PM
5	A few times a year to Salt Lake City	8/26/2018 8:39 PM
6	Monthly - Utah, Reno, Idaho	8/26/2018 8:34 PM
7	Elko or SLC	8/26/2018 8:22 PM
8	The Weekend	8/17/2018 9:59 PM
9	To go downtown, to go to mass on Saturday	8/17/2018 9:40 PM
10	the time varies in Ely	8/9/2018 1:15 PM
11	Every two weeks, Pahrump	8/6/2018 3:09 PM
12	5 day week to Elko no for work	8/3/2018 12:44 PM
13	Las Vegas	7/31/2018 11:40 AM
14	Ely has no public transportation. It sucks especially when you want to go have a few drinks after work, there's no taxi or Uber we can call. The police seem more interested in writing DUIs then helping civilians	7/30/2018 7:06 PM
15	DAILY PAHRUMP	7/30/2018 6:24 PM
16	2x week to vegas	7/30/2018 6:21 PM
17	4 TIMES A MONTH	7/30/2018 6:20 PM
18	LAS VEGAS	7/30/2018 6:13 PM
19	VEGAS	7/30/2018 6:12 PM
20	ONCE EVERT TWO WEEKS IN VEGAS	7/30/2018 5:55 PM
21	WEEKLY, Pahrump	7/30/2018 5:38 PM
22	MUY SEGUIDO CUTAS DE DOCTOR ALAS VEGAS O A PAHRUMP	7/30/2018 5:32 PM
23	A PAHRUMP	7/30/2018 5:30 PM
24	A LAS VEGAS NV	7/30/2018 5:28 PM
25	UNA VEZ A LA SEMANA	7/30/2018 5:25 PM
26	LAS VEGAS	7/30/2018 5:07 PM
27	TO OZ LOZ DIAS	7/30/2018 5:05 PM
28	PER SEMANA PAHRUMP NEVADA	7/30/2018 5:02 PM
29	ABESSES CADA 6 MESES	7/30/2018 4:59 PM

Nevada Transportation Needs Survey

30	CADA MES	7/30/2018 4:58 PM
31	Pahrump	7/30/2018 4:57 PM
32	3-4 VECES X MES	7/30/2018 4:55 PM
33	CADA IS DRAS	7/30/2018 4:53 PM
34	UNA VES A LA SEMANA	7/30/2018 4:52 PM
35	UNA A DOS BECES POR CEMANA A PAHRUMP O A LAS VEGAS	7/30/2018 4:50 PM
36	1x week Pahrump and Vegas	7/30/2018 4:39 PM
37	Armagosa	7/30/2018 4:36 PM
38	often	7/30/2018 4:31 PM
39	Pahrump	7/30/2018 4:29 PM
40	Pahrump	7/30/2018 4:27 PM
41	WEEKLY, Pahrump and Vegas	7/30/2018 3:41 PM
42	Every month, Vegas	7/30/2018 3:26 PM
43	Pahrump	7/30/2018 3:14 PM
44	5/7 days, pahrump	7/30/2018 3:12 PM
45	Every other week, Vegas	7/30/2018 3:00 PM
46	work everyday, Pahrump	7/30/2018 2:57 PM
47	1-2X WEEK	7/30/2018 2:51 PM
48	Pahrump 3X WEEK	7/30/2018 2:49 PM
49	2x week to vegas	7/30/2018 2:47 PM
50	3 times a week	7/30/2018 2:46 PM
51	WEEKLY, Pahrump	7/30/2018 2:44 PM
52	LAS VEGAS	7/30/2018 2:39 PM
53	Pahrump, VEGAS	7/30/2018 2:34 PM
54	LAS VEGAS	7/30/2018 2:29 PM
55	Twice a day and to the center	7/30/2018 2:27 PM
56	WEEKLY, Pahrump	7/30/2018 2:17 PM
57	At least 2 times a week in Pahrump/Vegas	7/30/2018 2:05 PM
58	Once or twice a month, in town or to Las Vegas	7/30/2018 1:58 PM
59	From Ely to other cities, approx. monthly	7/30/2018 1:33 PM
60	Ely There is no public transportation or Taxi service here	7/30/2018 1:28 PM
61	To airport	7/30/2018 1:25 PM
62	Twice a week, Ely	7/30/2018 1:09 PM
63	I no longer drive therefore I need transportation for shopping, etc. The Senior Center's service leaves much to be desired.	7/12/2018 10:57 PM
64	Due to my illness I need it quite frequently, Yerington	7/12/2018 12:18 AM
65	City bus to go shopping and to friend's house	7/9/2018 5:14 PM
66	mound house - every day	7/9/2018 5:12 PM
67	2-3 times a month - Carson City	7/9/2018 5:07 PM
68	Elko	7/7/2018 2:53 PM
69	2 twice a month, Reno, NV and Salt Lake City, UT	7/6/2018 4:16 PM
70	Carlin, daily	7/6/2018 10:37 AM
71	Once a month to SLC	7/5/2018 4:02 PM
72	Carlin to elko 2 times a week	7/5/2018 3:40 PM
73	Daily in Elko	7/5/2018 3:34 PM
74	4 times a week	7/5/2018 11:28 AM
75	1-2 Las Vegas	7/3/2018 12:15 PM
76	Only problem when need transport ASAP	7/2/2018 7:53 PM
77	3x's a week -- Pahrump	7/2/2018 7:52 PM
78	Las Vegas	7/2/2018 7:06 PM
79	Pahrump	7/2/2018 2:47 PM
80	weekly to Las Vegas as well as around town in general	7/2/2018 12:50 PM

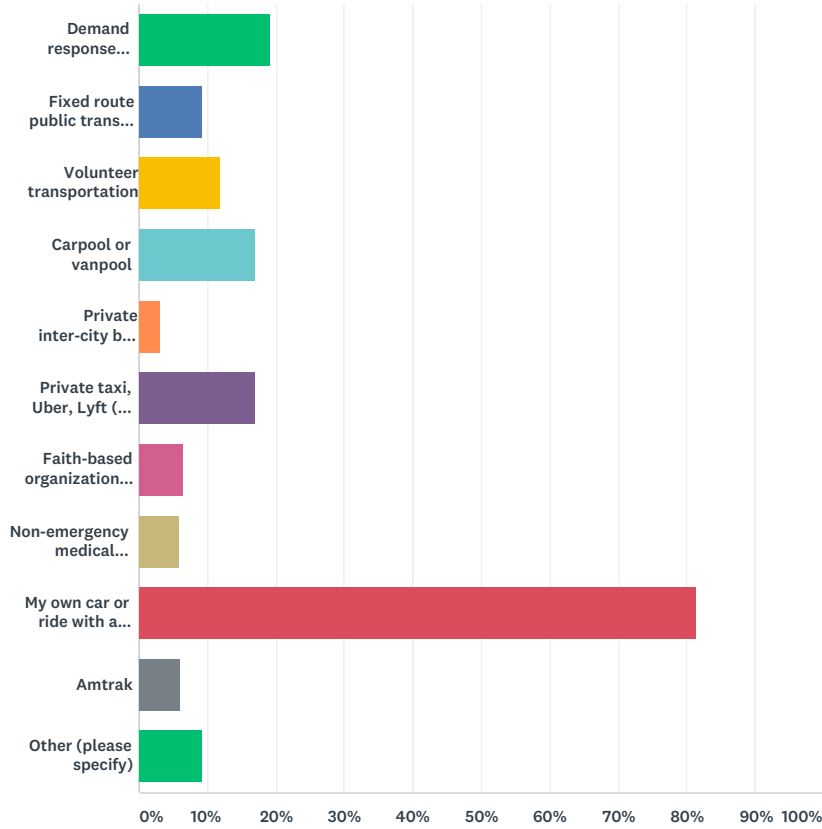
Nevada Transportation Needs Survey

81	Pahrump	7/1/2018 3:54 PM
82	1-2 times a week. Pahrump/Las Vegas	6/27/2018 2:37 PM
83	Everyday-Work, Pahrump	6/27/2018 1:10 PM
84	4x or more monthly	6/25/2018 12:31 AM
85	4-6 X Minden/Gardnerville/Dresslerville	6/24/2018 5:46 PM
86	In and around Winnemucca and to/from Reno	6/23/2018 12:01 PM
87	Few times a week	6/23/2018 8:55 AM
88	3 or more days a week, to Carson City, Reno, Fernley or Dayton	6/21/2018 9:21 PM
89	Elko, Las Vegas, Salt Lake City	6/21/2018 1:12 PM
90	We have a non driving autistic colleg student that needs transportation from mount rose highway to university	6/21/2018 12:41 PM
91	Weekly to Reno area	6/21/2018 12:09 PM
92	Daily, to Stateline	6/21/2018 12:21 AM
93	ToWinnemucca,Nevada and often to Reno	6/19/2018 7:23 PM
94	I would say Monday thru Thursday. From Battle to Winnemucca or Elko.	6/19/2018 5:56 PM
95	monthly, Las Vegas	6/19/2018 5:02 PM
96	Weekly to Battle Mountian, Elko, Reno and winnemucca	6/19/2018 4:19 PM
97	5 days a week Carson City	6/19/2018 1:12 AM
98	At least 5 days a week in Winnemucca.	6/18/2018 5:05 PM
99	About every 2-3 months to Reno and 1-3 times in town.	6/18/2018 3:35 PM
100	My mother has health issues and needs to be able to go to appointments in Reno. Since Greyhound doesn't stop in Battle Mountain anymore, she has been trying to get reliable help from friends but feels like she is a burden.	6/18/2018 3:08 PM
101	Two times a month	6/18/2018 2:19 PM
102	Reno	6/18/2018 1:56 PM
103	Weekly. Winnemucca Nevada	6/18/2018 1:14 PM
104	To get to elko	6/18/2018 12:57 PM
105	Reno	6/18/2018 12:37 PM
106	Everyday between Gardnerville and Carson City	6/15/2018 11:21 AM
107	every day anywhere even to the store	6/15/2018 1:12 AM
108	Boulder City	6/13/2018 8:40 PM
109	At least every couple of months between Winnemucca and Reno	6/13/2018 4:13 PM
110	1x month (min) Reno, Salt Lake, Las Vegas, or Twin falls	6/13/2018 12:34 PM
111	Weekly to Yerington	6/13/2018 12:43 AM
112	weekly, within Carson City	6/12/2018 12:11 PM
113	Sporadically, within Carson and to Douglas County.	6/12/2018 11:38 AM
114	My mother needs weekly rides to church and by boys have needed rides to (private) school.	6/12/2018 11:32 AM
115	3 to 4 times a week to south lake tahoe	6/11/2018 7:13 PM
116	Dayton to Carson City or to the Reno airport - not too often now since we've given up	6/11/2018 7:12 PM
117	Gardnerville and Lake Tahoe	6/11/2018 6:00 PM
118	Every 6-12 months to Reno/Tahoe Intl Airport	6/11/2018 5:22 PM
119	Stateline	6/11/2018 3:21 PM
120	Daily to Elko	6/5/2018 3:00 PM
121	DAILY AND ELKO	6/4/2018 6:08 PM
122	Wells	6/1/2018 5:03 PM
123	3x a week for dialysis Lovelock to Fallon and back	6/1/2018 12:36 PM
124	Carlin, daily	5/30/2018 10:25 AM
125	Elko	5/30/2018 10:10 AM

Nevada Transportation Needs Survey

Q4 What transportation have you or your family used during the past 12 months to travel to places like work, appointments, shopping, classes or social activities? Check all that apply.

Answered: 295 Skipped: 17



ANSWER CHOICES	RESPONSES
Demand response transportation (requires a reservation and the vehicle comes to you for pick up and drop off)	19.32% 57
Fixed route public transit (with bus stops and time schedule)	9.15% 27
Volunteer transportation	11.86% 35
Carpool or vanpool	16.95% 50
Private inter-city bus (such as Greyhound or Silverado Stages)	3.05% 9
Private taxi, Uber, Lyft (or similar)	16.95% 50
Faith-based organization (such as a church bus or van)	6.44% 19
Non-emergency medical transportation provided by a medical transportation company	5.76% 17
My own car or ride with a friend/family member	81.36% 240
Amtrak	6.10% 18
Other (please specify)	9.15% 27
Total Respondents: 295	

#	OTHER (PLEASE SPECIFY)	DATE
1	Walk	8/26/2018 8:42 PM
2	RSVP	8/26/2018 8:34 PM
3	Get My Ride	8/26/2018 8:22 PM
4	Ely Bus	8/17/2018 9:52 PM
5	I RIDE THE NUTRITION BUS EVERYDAY	8/6/2018 3:13 PM

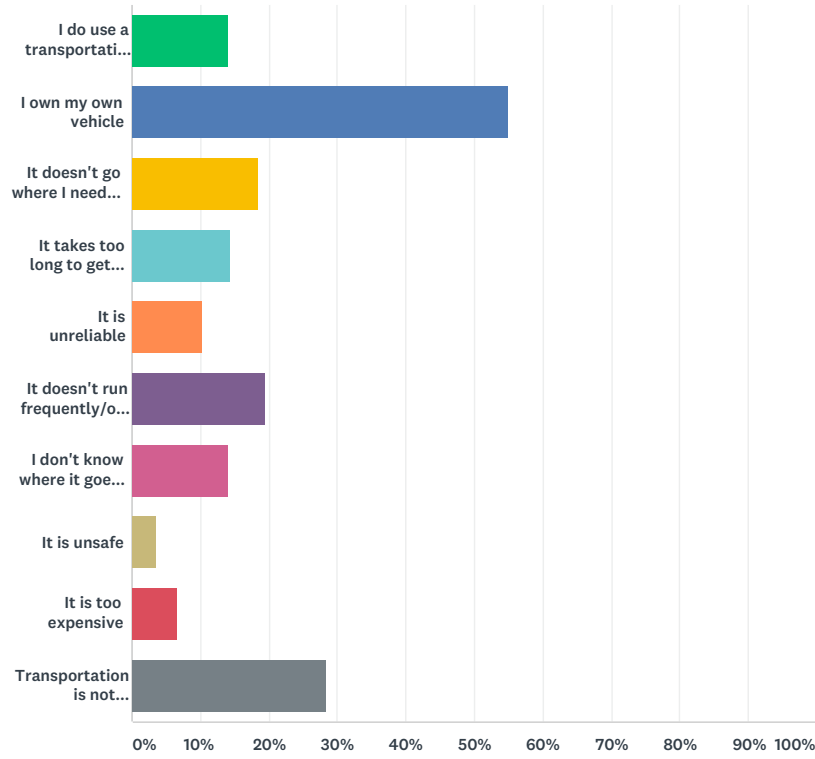
Nevada Transportation Needs Survey

6	Senior Center Transportation	8/6/2018 3:06 PM
7	Ride by friend to airport. Salt Lake and Reno Area to fly to family	8/3/2018 12:44 PM
8	bike	7/30/2018 3:12 PM
9	Bike	7/30/2018 3:05 PM
10	WALKING	7/30/2018 2:34 PM
11	Many pairs of shoes, bicycle, skateboard	7/30/2018 2:05 PM
12	Bike, walking	7/30/2018 1:33 PM
13	Bicycle	7/30/2018 1:25 PM
14	There is simply absolutely none, in the Yerington Nevada area. As this is where I live for right now, and have to cancel many appointments, especially for medical as either I get dilated or sedated and definitely need the assistance of Transportation, and often it may be at odd hours and weekends.	7/12/2018 12:18 AM
15	GET my ride	7/5/2018 3:34 PM
16	I use nye county transport	7/2/2018 7:53 PM
17	Pahrump Bus on demand service	7/2/2018 12:09 PM
18	Walk	6/27/2018 1:10 PM
19	None, needed to cancel important medical procedures requiring overnight, & weekends. As well as an occasional non-Medical issue. As I have a medical disabling condition called multiple sclerosis. My social security income is slightly over to qualify for the MTM Transportation assistance.	6/25/2018 12:31 AM
20	Walk	6/23/2018 8:55 AM
21	a small electric scooter or a ride, when convenient, with my daughters friend in town. I have no way to make out of town trips to doctors or other appointments/needs.	6/18/2018 3:35 PM
22	Rides from neighbors when possible	6/18/2018 2:19 PM
23	*Bus doesn't stop here anymore, like it used to. and the Train (we don't have a safe train station, it is a shack you wait at 2 or 3am)	6/13/2018 12:34 PM
24	walked or bicycle	6/11/2018 7:13 PM
25	The Carson Valley Airporter was discontinued.	6/11/2018 5:22 PM
26	Rental car	6/7/2018 11:21 PM
27	airplane	6/4/2018 10:26 PM

Nevada Transportation Needs Survey

Q5 If you do not use a public transportation service, why not? Check all that apply.

Answered: 284 Skipped: 28



ANSWER CHOICES	RESPONSES	
I do use a transportation service	14.08%	40
I own my own vehicle	54.93%	156
It doesn't go where I need it to	18.31%	52
It takes too long to get from origin to destination	14.44%	41
It is unreliable	10.21%	29
It doesn't run frequently/often enough	19.37%	55
I don't know where it goes or how it works	14.08%	40
It is unsafe	3.52%	10
It is too expensive	6.69%	19
Transportation is not available where I live	28.52%	81
Total Respondents: 284		

#	OTHER (PLEASE SPECIFY)	DATE
1	Doesn't coincide to where I'm going.	9/5/2018 2:33 PM
2	Transportation long distance ins't accessible.	8/26/2018 8:39 PM
3	It also doesn't go WHEN I need it to go.	8/26/2018 8:26 PM
4	Son uses bus	8/26/2018 8:24 PM
5	I try to use both	8/26/2018 8:22 PM
6	DOESNT RUN EARLY MORNINGS OR AFTER 4-4:30 IN THE EVENINGS	7/30/2018 5:38 PM
7	Sometimes I just want to help mother earth and I use Public Transportation	7/30/2018 2:53 PM
8	I must schedule 3 days in advance. Sometimes I don't know I need a ride until the day before!	7/30/2018 2:17 PM
9	Needs a 24hr reservation	7/30/2018 2:05 PM

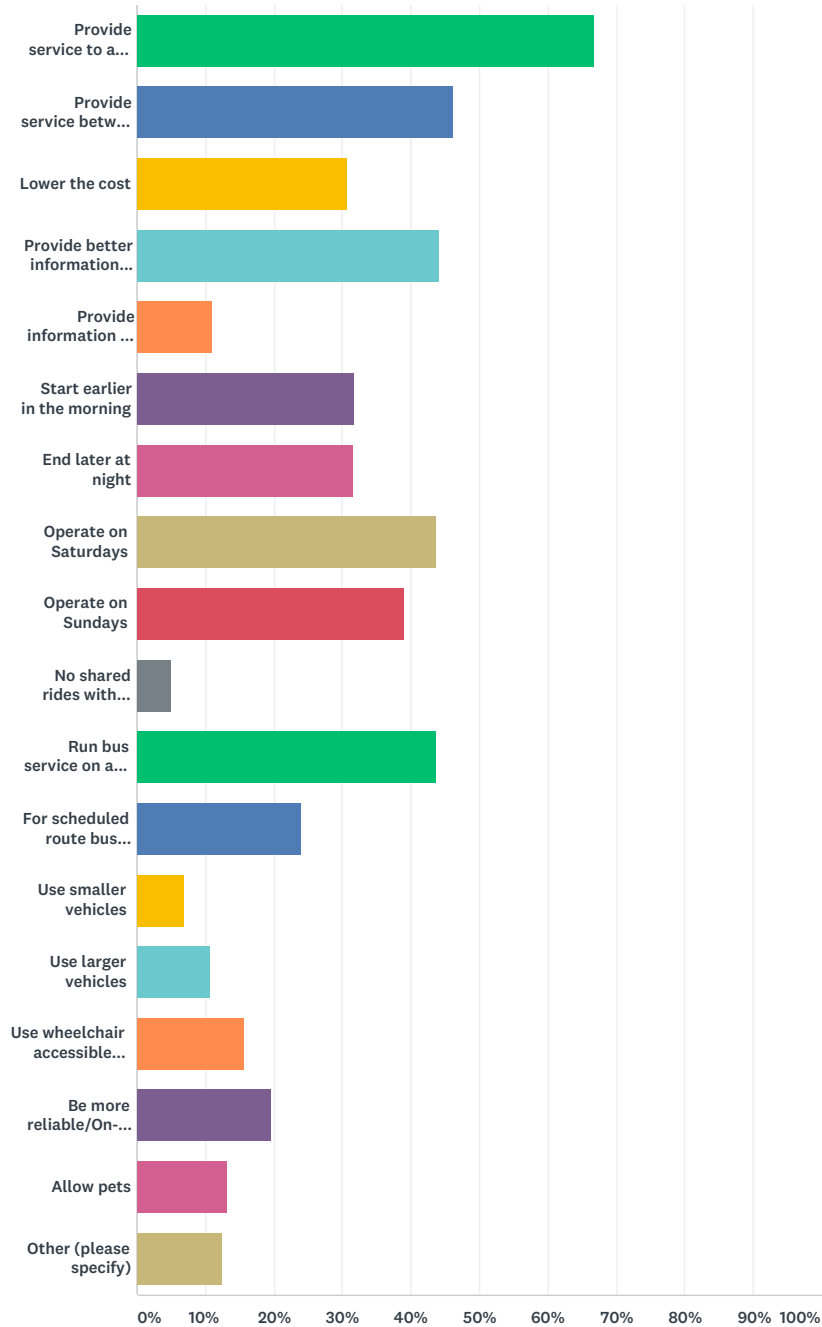
Nevada Transportation Needs Survey

10	No connection to other cities or to area parks	7/30/2018 1:33 PM
11	It is not available on weekends or holidays nor when the city has special events at the parks.	7/12/2018 10:57 PM
12	Transportation to medical appointments in Reno or SLC are unavailable to seniors who don't qualify for Medicaid benefits.	7/7/2018 2:53 PM
13	I use the transportation service but it put me to work at approximately 1 hour before my scheduled work shift.	7/5/2018 6:56 PM
14	There is very little transportation	7/5/2018 3:40 PM
15	I have heard there is one bus that runs to Las Vegas in the morning and comes back in the evening.	7/2/2018 12:50 PM
16	None, needed to cancel important medical procedures requiring overnight, & weekends. As well as an occasional non-Medical issue. As I have a medical disabling condition called multiple sclerosis. My social security income is slightly over to qualify for the MTM Transportation assistance.	6/25/2018 12:31 AM
17	I work in service to folks who have been abandon in this area. There is no service to get them to an urban area with planes, trains, bus service.	6/21/2018 1:12 PM
18	It would take six hours for me to get to and from work using public transportation	6/19/2018 2:11 AM
19	If there was a hourly fixed route: KOA area at East end of town to Grass Valley at Pershing/Humboldt Co line with stops I believe steady ridership could be established. Especially if a stop at the Boys and Girls Club was incorporated. A Reno bus departing daily in the a.m. and returning in p.m. dropping at trans hub would allow for use of RTA which has stops at most major medical/retail and further connections for transit i.e. Amtrak, Reno-Tahoe airport, etc.	6/18/2018 12:44 PM
20	Inconvenient	6/13/2018 8:40 PM
21	Cross county transportation does not exist and when it did, it was unreliable on one end or the other.	6/12/2018 11:38 AM
22	it would be nice to have evening running of the buses as well.	6/11/2018 7:13 PM
23	I can usually get a ride in Dayton but not so for Carson City or Reno, unless a family member takes me. We used to have some public transportation here---to get the airport, for example---but as far as we know that no longer exists. I don't think there is anything now. Since I'm disabled mostly I just stay home. Fortunately we have home offices for our business but I'd love to be able to go out without tying up a family member for more than getting me to the bus stop!	6/11/2018 7:12 PM
24	I'm eremitic	6/7/2018 11:21 PM
25	Medicare does not cover this, nor does private insurance	5/30/2018 7:17 PM

Nevada Transportation Needs Survey

Q6 What changes could be made to your local transportation options to make using them more appealing to you? Check all that apply.

Answered: 279 Skipped: 33



ANSWER CHOICES	RESPONSES	
Provide service to a major city (Reno, Las Vegas, Salt Lake City)	66.67%	186
Provide service between counties (not just within the county)	46.24%	129
Lower the cost	30.82%	86
Provide better information about routes and services	44.09%	123
Provide information in additional languages	11.11%	31
Start earlier in the morning	31.90%	89

Nevada Transportation Needs Survey

End later at night	31.54%	88
Operate on Saturdays	43.73%	122
Operate on Sundays	39.07%	109
No shared rides with others	5.02%	14
Run bus service on a fixed route and schedule with bus stops	43.73%	122
For scheduled route bus service, run the buses more frequently	24.01%	67
Use smaller vehicles	6.81%	19
Use larger vehicles	10.75%	30
Use wheelchair accessible vehicles	15.77%	44
Be more reliable/On-Time for picking me up/dropping me off	19.71%	55
Allow pets	13.26%	37
Other (please specify)	12.54%	35
Total Respondents: 279		

#	OTHER (PLEASE SPECIFY)	DATE
1	There should be an Express bus that extends the bus route to go to valley view@southern highlands.p	10/6/2018 7:30 PM
2	Gas cards assistance (mileage)	9/5/2018 2:37 PM
3	Never needed local transportation so I don't know changes	9/5/2018 2:36 PM
4	Exist	8/26/2018 8:42 PM
5	Have more vehicles out and variation of vehicle types and destinations- set destinations.	8/6/2018 3:10 PM
6	No public transportation available in Carlin	8/3/2018 12:46 PM
7	Air flights out of Elko are very expensive and we need a larger air service	8/3/2018 12:44 PM
8	N/A	8/3/2018 12:40 PM
9	have more transportation options in the rural areas	7/31/2018 4:37 PM
10	NO EXPERIENCE TO REPORT FROM	7/30/2018 5:50 PM
11	Have more vehicles out and variation of vehicle types and destinations- set destinations.	7/30/2018 2:44 PM
12	EXIST	7/30/2018 2:19 PM
13	My car is so old, so would love to have a backup plan for transportation	7/30/2018 2:11 PM
14	Buses should be able to carry bikes. Desperately need bus link to major city for airport connection: Salt Lake and/or Vegas. Regional weekend service to state/national parks from Ely would be great.	7/30/2018 1:33 PM
15	I have no idea; I don't use local/public transportation.	7/13/2018 10:45 AM
16	Allow service dogs	7/12/2018 10:57 PM
17	improve reservation: additional phone lines and online resv	7/2/2018 12:09 PM
18	None, needed to cancel important medical procedures requiring overnight, & weekends. As well as an occasional non-Medical issue. As I have a medical disabling condition called multiple sclerosis. My social security income is slightly over to qualify for the MTM Transportation assistance.	6/25/2018 12:31 AM
19	possible train between Reno and USA parkway and Fallon to USA parkway, alleviate road congestion, possible coop with TESLA and other major USA pkwy employers	6/21/2018 4:16 PM
20	Expand to outlying areas	6/21/2018 12:41 PM
21	Be available in my area	6/19/2018 4:19 PM
22	provide a service that works	6/19/2018 2:11 AM
23	None. The bus service is good. I like driving my car.	6/18/2018 5:29 PM
24	Bring public transit to bigger rural communities like Winnemucca.	6/18/2018 5:05 PM
25	Made known that it exists in Lander County, Battle Mountain	6/18/2018 3:35 PM
26	Never used	6/18/2018 1:14 PM
27	We have a taxi service but they take over an hour to come get you. We need more options in Winnemucca	6/18/2018 12:32 PM
28	Is available on demand. Autonomous local public transportation.	6/13/2018 8:40 PM
29	Having transportation services available for adults under 60 would be a start.	6/13/2018 12:43 AM
30	schedule bus routes to more places within Carson City	6/12/2018 12:11 PM
31	Information for blind patrons (voice and braille)	6/12/2018 11:38 AM

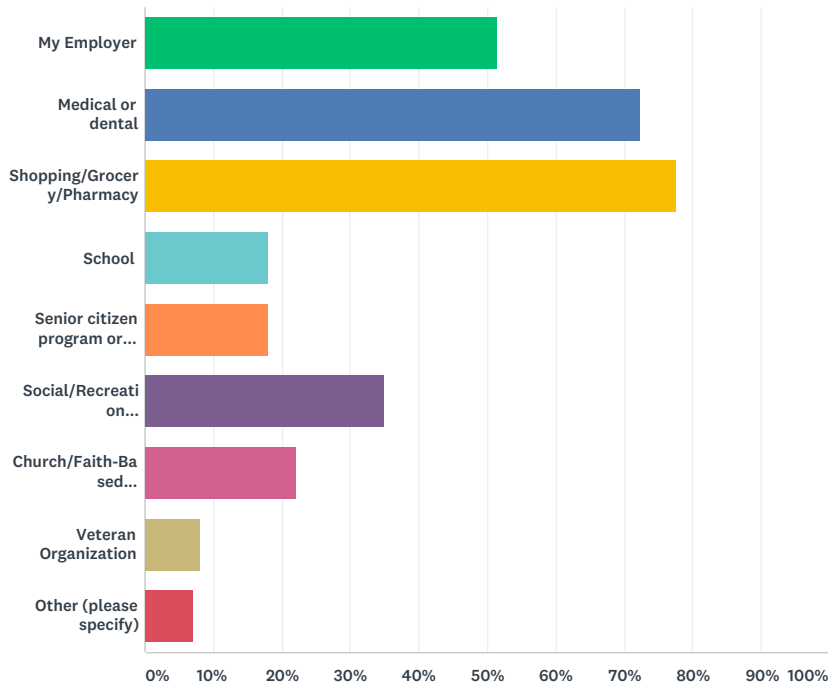
Nevada Transportation Needs Survey

32	provide something mid-day for doctor's appointments, etc.	6/11/2018 7:12 PM
33	Traveling to Lake Tahoe has become very difficult, and long.	6/11/2018 6:00 PM
34	Have some available	6/6/2018 3:28 PM
35	Take insurances other than Medicaid	5/30/2018 7:17 PM

Nevada Transportation Needs Survey

Q7 Which of the following are your most commonly visited destinations or places you most often need to visit when transportation is available to you? Check all that apply.

Answered: 294 Skipped: 18



ANSWER CHOICES	RESPONSES
My Employer	51.36% 151
Medical or dental	72.45% 213
Shopping/Grocery/Pharmacy	77.55% 228
School	18.03% 53
Senior citizen program or human service agency employment, activities or appointments	18.03% 53
Social/Recreation activities/Parks	35.03% 103
Church/Faith-Based Organizations and Activities	22.11% 65
Veteran Organization	8.16% 24
Other (please specify)	7.14% 21
Total Respondents: 294	

#	OTHER (PLEASE SPECIFY)	DATE
1	Airport	8/13/2018 11:06 AM
2	Ability to get somewhere when your own vehicle breaks down.	8/6/2018 1:18 PM
3	Recreation	7/31/2018 2:18 PM
4	AIRPORT	7/30/2018 6:01 PM
5	We frequent the parks-my dogs and I	7/30/2018 2:11 PM
6	County aquatic center	7/30/2018 1:33 PM
7	I'd use bus service from central Ely to the aquatic center. I'd also use a bus from central Ely to any major airport. I'd also use bus service from central Ely to Cave Lake or Ward Charcoal Ovens state parks for hiking.	7/30/2018 1:25 PM
8	Social and community events	7/12/2018 10:57 PM
9	Use medial and dental transport	7/2/2018 7:53 PM
10	Times when laying flat is medically necessary.	6/25/2018 12:31 AM

Nevada Transportation Needs Survey

11	Running errands with Welfare, Social Security etcetera	6/21/2018 9:21 PM
12	travel along 1-80 in both directions is dangerous due to increase in traffic around USA parkway.	6/21/2018 4:16 PM
13	crisis shelters, major modes of transportation to other areas	6/21/2018 1:12 PM
14	airport	6/19/2018 5:02 PM
15	DMV	6/18/2018 3:35 PM
16	Committee and City meetings	6/13/2018 8:40 PM
17	Not sure why the school districts, themselves, don't have their "own set of stops" for students, regardless of how close they are to "any" school...	6/13/2018 12:34 PM
18	Court	6/13/2018 12:43 AM
19	to see family in neighboring county	6/12/2018 11:38 AM
20	To see family in next county	6/12/2018 11:32 AM
21	Restaurants and retail stores	6/11/2018 3:23 PM

Nevada Transportation Needs Survey

Q8 What City/Town, County or Counties are the locations from QUESTION 7 located in?

Answered: 261 Skipped: 51

ANSWER CHOICES	RESPONSES
Employer	55.56% 145
Medical or dental	75.48% 197
Shopping/Grocery/Pharmacy	78.93% 206
School	22.99% 60
Social/Recreation activities/Parks	39.85% 104
Church/Faith-Based Organizations and Activities	26.44% 69
Veteran Organization	13.79% 36
Other	6.13% 16

#	EMPLOYER	DATE
1	Las vegas	10/6/2018 7:30 PM
2	Battle Mountain	8/26/2018 8:42 PM
3	Elko	8/26/2018 8:37 PM
4	Ruby Mountain Resource Center	8/26/2018 8:24 PM
5	Ely	8/17/2018 9:58 PM
6	Ely	8/17/2018 9:55 PM
7	Ely	8/17/2018 9:54 PM
8	Ely	8/17/2018 9:49 PM
9	Ely	8/17/2018 9:43 PM
10	Ely	8/13/2018 10:29 AM
11	Ely	8/9/2018 1:15 PM
12	Ely	8/6/2018 1:18 PM
13	Ely	8/6/2018 12:54 AM
14	Ely	8/3/2018 4:32 PM
15	Carlin City	8/3/2018 12:29 PM
16	White Pine County	8/2/2018 10:12 AM
17	Ely	8/1/2018 11:02 AM
18	Elko, Eureka and White Pine Counties	7/31/2018 4:37 PM
19	Ely	7/31/2018 2:18 PM
20	Ely	7/31/2018 11:40 AM
21	white pine	7/31/2018 12:26 AM
22	pahrump	7/30/2018 7:33 PM
23	state of nevada retired	7/30/2018 7:30 PM
24	White Pine	7/30/2018 7:22 PM
25	white pine county	7/30/2018 7:12 PM
26	Kghm Robinson mining company	7/30/2018 7:06 PM
27	PAHRUMP	7/30/2018 6:24 PM
28	PAHRUMP, Vegas	7/30/2018 6:23 PM
29	PAHRUMP	7/30/2018 6:14 PM
30	PAHRUMP	7/30/2018 6:13 PM
31	LAS VEGAS	7/30/2018 6:12 PM
32	PAHRUMP	7/30/2018 6:10 PM
33	PAHRUMP	7/30/2018 6:06 PM
34	PAHRUMP	7/30/2018 6:04 PM

Nevada Transportation Needs Survey

35	PAHRUMP	7/30/2018 6:03 PM
36	PAHRUMP	7/30/2018 5:57 PM
37	PAHRUMP	7/30/2018 5:55 PM
38	PAHRUMP	7/30/2018 5:53 PM
39	PAHRUMP	7/30/2018 5:50 PM
40	PAHRUMP	7/30/2018 5:49 PM
41	LAS VEGAS	7/30/2018 5:47 PM
42	PAHRUMP	7/30/2018 5:46 PM
43	PAHRUMP	7/30/2018 5:44 PM
44	PAHRUMP	7/30/2018 5:43 PM
45	PAHRUMP	7/30/2018 5:38 PM
46	PAHRUMP	7/30/2018 5:36 PM
47	Armagosa	7/30/2018 5:30 PM
48	PAHRUMP	7/30/2018 5:28 PM
49	Armagosa	7/30/2018 5:25 PM
50	PAHRUMP	7/30/2018 5:05 PM
51	PAHRUMP	7/30/2018 5:02 PM
52	Armagosa	7/30/2018 4:52 PM
53	Armagosa	7/30/2018 4:47 PM
54	Armagosa	7/30/2018 4:43 PM
55	PAHRUMP	7/30/2018 4:26 PM
56	White Pine	7/30/2018 3:54 PM
57	PAHRUMP	7/30/2018 3:14 PM
58	PAHRUMP	7/30/2018 3:12 PM
59	PAHRUMP	7/30/2018 3:05 PM
60	PAHRUMP	7/30/2018 3:03 PM
61	PAHRUMP	7/30/2018 3:01 PM
62	PAHRUMP	7/30/2018 3:00 PM
63	PAHRUMP	7/30/2018 2:57 PM
64	PAHRUMP	7/30/2018 2:55 PM
65	PAHRUMP, Vegas	7/30/2018 2:53 PM
66	PAHRUMP	7/30/2018 2:47 PM
67	PAHRUMP	7/30/2018 2:46 PM
68	PAHRUMP	7/30/2018 2:44 PM
69	PAHRUMP	7/30/2018 2:39 PM
70	PAHRUMP	7/30/2018 2:36 PM
71	PAHRUMP	7/30/2018 2:31 PM
72	PAHRUMP	7/30/2018 2:29 PM
73	PAHRUMP	7/30/2018 2:27 PM
74	PAHRUMP	7/30/2018 2:23 PM
75	PAHRUMP	7/30/2018 2:19 PM
76	PAHRUMP	7/30/2018 2:17 PM
77	PAHRUMP	7/30/2018 2:13 PM
78	PAHRUMP, Vegas	7/30/2018 2:05 PM
79	Pahrump	7/30/2018 1:58 PM
80	White Pine	7/30/2018 1:44 PM
81	Ely, NV	7/30/2018 1:28 PM
82	Ely, NV White Pine County	7/30/2018 1:19 PM
83	Ely	7/30/2018 1:10 PM
84	Ely, White Pine	7/30/2018 1:09 PM
85	Ely, White Pine	7/30/2018 1:09 PM
86	Furnace Creek, Death Valley, CA	7/13/2018 10:45 AM

Nevada Transportation Needs Survey

87	None	7/12/2018 12:18 AM
88	Pahrump	7/9/2018 11:22 PM
89	Nye	7/8/2018 7:26 PM
90	Pahrump, NV	7/8/2018 12:35 PM
91	Elko	7/7/2018 2:53 PM
92	Elko	7/5/2018 6:56 PM
93	Elko	7/5/2018 3:59 PM
94	Elko	7/5/2018 3:55 PM
95	Elko	7/5/2018 3:49 PM
96	GBC	7/5/2018 3:40 PM
97	Elko	7/5/2018 3:34 PM
98	Elko	7/5/2018 3:09 PM
99	pahrump	7/5/2018 11:28 AM
100	Pahrump	7/2/2018 7:06 PM
101	Pahrump	7/2/2018 2:47 PM
102	Pahrump	7/2/2018 2:26 PM
103	Desert View Hospital	7/2/2018 1:38 PM
104	Desert View Hospital and Pahrump Health and Rehab	7/2/2018 12:50 PM
105	Nye-Pahrump	7/2/2018 12:09 PM
106	Nye	7/2/2018 11:28 AM
107	Las Vegas	7/2/2018 3:51 AM
108	Nye	6/27/2018 4:06 PM
109	PAHRUMP	6/27/2018 1:10 PM
110	None	6/25/2018 12:31 AM
111	Winnemucca	6/24/2018 5:38 PM
112	Reno	6/23/2018 12:02 PM
113	Battle mountain	6/23/2018 8:55 AM
114	Varies as I'm a contractor	6/21/2018 9:21 PM
115	State of Nevada-Reno to Lovelock	6/21/2018 4:16 PM
116	Stateline, Douglas	6/21/2018 12:21 AM
117	Battle mountain	6/19/2018 4:19 PM
118	Lovelock	6/19/2018 11:09 AM
119	clark	6/19/2018 2:11 AM
120	Moundhouse	6/19/2018 1:12 AM
121	Laughlin, NV	6/18/2018 5:29 PM
122	Winnemucca	6/18/2018 5:05 PM
123	Battle Mountain	6/18/2018 2:19 PM
124	Winnemucca	6/18/2018 1:56 PM
125	Winnemucca	6/18/2018 12:44 PM
126	Winnemucca	6/18/2018 12:32 PM
127	Carson City	6/15/2018 11:21 AM
128	Boulder City Las Vegas	6/13/2018 8:40 PM
129	Winnemucca	6/13/2018 4:13 PM
130	Tonopah	6/13/2018 5:07 AM
131	Dayton	6/13/2018 12:43 AM
132	Carson City	6/12/2018 11:32 AM
133	Carson City	6/11/2018 6:00 PM
134	Carson City	6/11/2018 3:49 PM
135	Carson City	6/11/2018 3:23 PM
136	Carson City	6/11/2018 3:21 PM
137	Reno	6/7/2018 11:21 PM
138	Battle Mountain	6/6/2018 3:28 PM

Nevada Transportation Needs Survey

139	Elko, Spring Creek	6/5/2018 4:37 PM
140	Elko, NV	6/5/2018 1:11 PM
141	Elko	6/4/2018 10:26 PM
142	Elko	6/4/2018 9:37 PM
143	Wells Band	6/1/2018 5:03 PM
144	Fallon	6/1/2018 12:02 PM
145	Elko	5/30/2018 10:10 AM
#	MEDICAL OR DENTAL	DATE
1	Henderson	10/6/2018 7:30 PM
2	Reno, Washoe County	9/5/2018 2:36 PM
3	Reno, Sparks, Carson City	9/5/2018 2:30 PM
4	Reno	8/29/2018 8:52 AM
5	Elko	8/29/2018 8:51 AM
6	Winnemucca	8/26/2018 8:42 PM
7	Salt Lake City	8/26/2018 8:39 PM
8	Elko	8/26/2018 8:37 PM
9	Twin Falls ID, Salt Lake City	8/26/2018 8:34 PM
10	Salt Lake City	8/26/2018 8:22 PM
11	Ely	8/17/2018 9:59 PM
12	Ely	8/17/2018 9:55 PM
13	Ely	8/17/2018 9:54 PM
14	Ely, Elko	8/17/2018 9:52 PM
15	Ely	8/17/2018 9:47 PM
16	Ely	8/17/2018 9:46 PM
17	Ely	8/17/2018 9:45 PM
18	Ely	8/17/2018 9:42 PM
19	Ely	8/17/2018 9:40 PM
20	Salt Lake City	8/13/2018 11:06 AM
21	Ely	8/13/2018 10:29 AM
22	Ely	8/9/2018 1:15 PM
23	Vegas	8/6/2018 3:12 PM
24	PAHRUMP, Vegas	8/6/2018 3:11 PM
25	PAHRUMP	8/6/2018 3:10 PM
26	PAHRUMP	8/6/2018 3:09 PM
27	PAHRUMP	8/6/2018 3:07 PM
28	PAHRUMP	8/6/2018 3:06 PM
29	Ely	8/6/2018 12:54 AM
30	Ely, Salt lake city, Ut.	8/3/2018 4:32 PM
31	Elko	8/3/2018 12:29 PM
32	Elko, NV	8/3/2018 12:26 PM
33	Elko, NV	8/3/2018 12:25 PM
34	medical	8/2/2018 10:12 AM
35	Ely	8/1/2018 11:02 AM
36	SLC, utah	7/31/2018 5:35 PM
37	pahrump	7/30/2018 7:33 PM
38	Las Vegas, NV or St. George, UT or SLC, UT	7/30/2018 7:22 PM
39	wm b ririe hospital/mark van tassell	7/30/2018 7:12 PM
40	PAHRUMP, Vegas	7/30/2018 6:24 PM
41	PAHRUMP, Vegas	7/30/2018 6:23 PM
42	Vegas	7/30/2018 6:21 PM
43	PAHRUMP	7/30/2018 6:20 PM
44	PAHRUMP	7/30/2018 6:18 PM

Nevada Transportation Needs Survey

45	PAHRUMP, Vegas	7/30/2018 6:15 PM
46	Vegas	7/30/2018 6:12 PM
47	Vegas	7/30/2018 6:09 PM
48	PAHRUMP	7/30/2018 6:07 PM
49	Vegas	7/30/2018 6:06 PM
50	PAHRUMP, Vegas	7/30/2018 6:04 PM
51	PAHRUMP	7/30/2018 6:01 PM
52	PAHRUMP, Vegas	7/30/2018 5:58 PM
53	PAHRUMP, Vegas	7/30/2018 5:55 PM
54	PAHRUMP, Vegas	7/30/2018 5:53 PM
55	PAHRUMP	7/30/2018 5:49 PM
56	PAHRUMP, Vegas	7/30/2018 5:46 PM
57	Vegas	7/30/2018 5:44 PM
58	VEGAS, HAWTHORN, PAHRUMP	7/30/2018 5:40 PM
59	PAHRUMP	7/30/2018 5:38 PM
60	Vegas	7/30/2018 5:36 PM
61	Vegas	7/30/2018 5:32 PM
62	PAHRUMP, Vegas	7/30/2018 5:30 PM
63	PAHRUMP	7/30/2018 5:28 PM
64	PAHRUMP	7/30/2018 5:25 PM
65	Vegas	7/30/2018 5:02 PM
66	Vegas	7/30/2018 4:59 PM
67	PAHRUMP, Vegas	7/30/2018 4:50 PM
68	PAHRUMP	7/30/2018 4:47 PM
69	PAHRUMP	7/30/2018 4:43 PM
70	Vegas	7/30/2018 4:39 PM
71	Vegas	7/30/2018 4:29 PM
72	PAHRUMP, Vegas	7/30/2018 4:26 PM
73	Utah	7/30/2018 3:54 PM
74	Vegas	7/30/2018 3:26 PM
75	PAHRUMP, Vegas	7/30/2018 3:24 PM
76	PAHRUMP, Vegas	7/30/2018 3:20 PM
77	PAHRUMP, Vegas	7/30/2018 3:18 PM
78	Vegas	7/30/2018 3:17 PM
79	Vegas	7/30/2018 3:16 PM
80	PAHRUMP, Vegas	7/30/2018 3:14 PM
81	PAHRUMP	7/30/2018 3:12 PM
82	Vegas	7/30/2018 3:03 PM
83	PAHRUMP	7/30/2018 3:01 PM
84	Vegas	7/30/2018 3:00 PM
85	PAHRUMP, Vegas	7/30/2018 2:57 PM
86	PAHRUMP	7/30/2018 2:55 PM
87	PAHRUMP, Vegas	7/30/2018 2:49 PM
88	PAHRUMP, Vegas	7/30/2018 2:47 PM
89	PAHRUMP	7/30/2018 2:46 PM
90	PAHRUMP, Vegas	7/30/2018 2:44 PM
91	PAHRUMP	7/30/2018 2:39 PM
92	PAHRUMP, Vegas	7/30/2018 2:36 PM
93	PAHRUMP, Vegas	7/30/2018 2:34 PM
94	PAHRUMP, Vegas	7/30/2018 2:31 PM
95	PAHRUMP, Vegas	7/30/2018 2:27 PM
96	PAHRUMP	7/30/2018 2:25 PM

Nevada Transportation Needs Survey

97	PAHRUMP, Vegas	7/30/2018 2:21 PM
98	PAHRUMP	7/30/2018 2:19 PM
99	PAHRUMP	7/30/2018 2:13 PM
100	White Pine	7/30/2018 1:44 PM
101	Ely	7/30/2018 1:33 PM
102	Ely, NV Las Vegas, NV Salt Lake City, UT Elko, NV	7/30/2018 1:28 PM
103	Ely, NV White Pine County	7/30/2018 1:19 PM
104	Salt Lake City	7/30/2018 1:10 PM
105	Ely, Las Vegas	7/30/2018 1:09 PM
106	Ely, White Pine	7/30/2018 1:09 PM
107	Reno	7/30/2018 1:09 PM
108	Ely, White Pine	7/30/2018 1:09 PM
109	Medical: Las Vegas / Dental: Boulder City	7/13/2018 10:45 AM
110	Pahrump AND Las Vegas	7/12/2018 10:57 PM
111	Medical	7/12/2018 12:18 AM
112	Clark and Nye County	7/10/2018 1:24 AM
113	Las Vegas and Pahrump	7/9/2018 11:22 PM
114	Carson City	7/9/2018 5:14 PM
115	Carson City	7/9/2018 5:10 PM
116	Carson City	7/9/2018 5:02 PM
117	Carson City - Reno	7/9/2018 5:00 PM
118	Pahrump,, NV	7/8/2018 12:35 PM
119	Elko	7/7/2018 2:53 PM
120	Both Elko and out of town	7/6/2018 6:43 PM
121	Reno, NV or Salt Lake City, UT	7/6/2018 4:16 PM
122	Elko	7/5/2018 6:56 PM
123	Salt Lake City	7/5/2018 4:02 PM
124	Elko	7/5/2018 3:59 PM
125	SLC	7/5/2018 3:55 PM
126	Elko	7/5/2018 3:49 PM
127	internet	7/5/2018 3:40 PM
128	Salt Lake	7/5/2018 3:34 PM
129	pahrump	7/5/2018 11:28 AM
130	Pahrump & Las Vegas	7/3/2018 12:15 PM
131	Bishop, Pahrump, reno, carson city	7/2/2018 7:53 PM
132	pahrump, Las Vegas	7/2/2018 7:52 PM
133	Las Vegas	7/2/2018 7:06 PM
134	Pahrump/ Las Vegas	7/2/2018 2:47 PM
135	Pahrump	7/2/2018 2:26 PM
136	American Dental	7/2/2018 1:38 PM
137	Affiliated therapy, Southwest medical	7/2/2018 12:50 PM
138	Clark	7/2/2018 11:28 AM
139	Las Vegas	7/2/2018 3:51 AM
140	pahrump	7/1/2018 3:54 PM
141	Nye and Clark	6/27/2018 4:06 PM
142	Pahrump/Las Vegas	6/27/2018 2:37 PM
143	Pahrump	6/27/2018 2:30 PM
144	Medical	6/25/2018 12:31 AM
145	Winnemucca	6/24/2018 5:38 PM
146	Winnemucca	6/24/2018 2:49 PM
147	Reno	6/23/2018 12:02 PM
148	Reno	6/23/2018 12:01 PM

Nevada Transportation Needs Survey

149	Elko	6/23/2018 8:55 AM
150	Washoe	6/22/2018 4:31 PM
151	Carson City, Fernley, Fallon, Reno	6/21/2018 9:21 PM
152	Downtown reno	6/21/2018 12:41 PM
153	Douglas	6/21/2018 12:30 PM
154	Reno	6/21/2018 12:09 PM
155	Reno	6/21/2018 12:21 AM
156	Winnemucca Nevada and Reno Nv	6/19/2018 7:23 PM
157	Las Vegas& reno	6/19/2018 6:29 PM
158	Winnemucca, Elko, Reno	6/19/2018 5:56 PM
159	Elko	6/19/2018 4:19 PM
160	Reno	6/19/2018 11:09 AM
161	Carson City	6/19/2018 1:12 AM
162	Bullhead City, AZ	6/18/2018 5:29 PM
163	Winnemucca and Reno	6/18/2018 5:05 PM
164	Reno, Elko, Winnemucca	6/18/2018 3:35 PM
165	Reno	6/18/2018 3:08 PM
166	Battle Mountain Winnemucca Elko	6/18/2018 2:19 PM
167	Reno and Winnemucca	6/18/2018 1:56 PM
168	Elko, Winnemucca	6/18/2018 12:57 PM
169	Winnemucca/Reno	6/18/2018 12:44 PM
170	Salt lake city	6/18/2018 12:37 PM
171	Winnemucca	6/18/2018 12:32 PM
172	Minden	6/15/2018 11:21 AM
173	fernley reno carson city	6/15/2018 1:12 AM
174	Boulder City, Henderson	6/13/2018 8:40 PM
175	Reno	6/13/2018 4:13 PM
176	Reno	6/13/2018 5:07 AM
177	Carson City	6/12/2018 12:11 PM
178	North Carson City	6/12/2018 11:38 AM
179	Carson City	6/12/2018 11:32 AM
180	carson city	6/11/2018 7:13 PM
181	Carson City, occasionally Reno	6/11/2018 7:12 PM
182	South Lake Tahoe; Gardnerville	6/11/2018 6:00 PM
183	Carson City	6/11/2018 3:49 PM
184	Carson City	6/11/2018 3:23 PM
185	Carson City	6/11/2018 3:21 PM
186	Reno	6/7/2018 11:21 PM
187	Winnemucca/Elko/Reno	6/6/2018 3:28 PM
188	Elko/Reno, NV/ Salt Lake, UT	6/5/2018 4:37 PM
189	Elko	6/5/2018 3:00 PM
190	Elko, NV; Salt Lake City, UT	6/5/2018 1:11 PM
191	Elko, SLC, Reno, Twin Falls, Boise	6/4/2018 10:26 PM
192	Fallon and Reno	6/1/2018 12:36 PM
193	Fallon & Reno	6/1/2018 12:02 PM
194	Elko & SLC	5/30/2018 7:17 PM
195	Elko, Elko Co., Reno, Washoe Co.	5/30/2018 10:25 AM
196	Salt Lake	5/30/2018 10:10 AM
197	Elko	5/29/2018 11:07 PM
#	SHOPPING/GROCERY/PHARMACY	DATE
1	Las Vegas	12/2/2018 1:49 PM
2	Las vegas	10/6/2018 7:30 PM

Nevada Transportation Needs Survey

3	Reno, Washoe County	9/5/2018 2:36 PM
4	Renown - 2nd Street Reno	9/5/2018 2:33 PM
5	Reno	9/5/2018 2:30 PM
6	Elko	8/29/2018 8:51 AM
7	Battle Mountain	8/26/2018 8:42 PM
8	Elko	8/26/2018 8:26 PM
9	Elko	8/26/2018 8:22 PM
10	Ely	8/17/2018 9:55 PM
11	Ely, Elko	8/17/2018 9:52 PM
12	Ely	8/17/2018 9:51 PM
13	Ely	8/17/2018 9:47 PM
14	Ely	8/17/2018 9:46 PM
15	Ely	8/17/2018 9:45 PM
16	Ely	8/17/2018 9:42 PM
17	Ely	8/17/2018 9:40 PM
18	Ely	8/17/2018 9:37 PM
19	Ely	8/13/2018 10:29 AM
20	las vegas, reno	8/9/2018 2:55 PM
21	Ely	8/9/2018 1:15 PM
22	VEGAS, PAHRUMP	8/6/2018 3:11 PM
23	PAHRUMP	8/6/2018 3:10 PM
24	PAHRUMP	8/6/2018 3:09 PM
25	PAHRUMP	8/6/2018 3:07 PM
26	PAHRUMP	8/6/2018 3:06 PM
27	Ely	8/6/2018 12:54 AM
28	Elko	8/3/2018 12:46 PM
29	Carlin/Elko	8/3/2018 12:40 PM
30	Elko	8/3/2018 12:32 PM
31	Elko	8/3/2018 12:30 PM
32	Carlin and Elco	8/3/2018 12:29 PM
33	Elko, NV	8/3/2018 12:26 PM
34	Elko, NV	8/3/2018 12:25 PM
35	Walmart, Costco	8/2/2018 10:12 AM
36	Ely	8/1/2018 11:02 AM
37	Las Vegas	7/31/2018 5:35 PM
38	Elko and White Pine Counties	7/31/2018 4:37 PM
39	Ely	7/31/2018 2:18 PM
40	Ely	7/31/2018 11:40 AM
41	pahrump	7/30/2018 7:33 PM
42	White Pine	7/30/2018 7:22 PM
43	ridleys'	7/30/2018 7:12 PM
44	Ridley's	7/30/2018 7:06 PM
45	PAHRUMP	7/30/2018 6:24 PM
46	PAHRUMP	7/30/2018 6:23 PM
47	PAHRUMP	7/30/2018 6:20 PM
48	PAHRUMP	7/30/2018 6:19 PM
49	PAHRUMP	7/30/2018 6:18 PM
50	PAHRUMP	7/30/2018 6:15 PM
51	PAHRUMP	7/30/2018 6:14 PM
52	PAHRUMP	7/30/2018 6:12 PM
53	VEGAS, PAHRUMP	7/30/2018 6:10 PM
54	PAHRUMP	7/30/2018 6:09 PM

Nevada Transportation Needs Survey

55	VEGAS	7/30/2018 6:06 PM
56	VEGAS, PAHRUMP	7/30/2018 6:04 PM
57	PAHRUMP	7/30/2018 6:03 PM
58	PAHRUMP	7/30/2018 6:02 PM
59	PAHRUMP	7/30/2018 5:58 PM
60	PAHRUMP	7/30/2018 5:55 PM
61	VEGAS, PAHRUMP	7/30/2018 5:53 PM
62	PAHRUMP	7/30/2018 5:49 PM
63	VEGAS, PAHRUMP	7/30/2018 5:46 PM
64	VEGAS, PAHRUMP	7/30/2018 5:44 PM
65	TONOPHA	7/30/2018 5:40 PM
66	PAHRUMP	7/30/2018 5:38 PM
67	PAHRUMP	7/30/2018 5:36 PM
68	VEGAS, PAHRUMP	7/30/2018 5:30 PM
69	VEGAS, PAHRUMP	7/30/2018 5:28 PM
70	PAHRUMP	7/30/2018 5:25 PM
71	PAHRUMP	7/30/2018 5:02 PM
72	VEGAS, PAHRUMP	7/30/2018 4:50 PM
73	PAHRUMP	7/30/2018 4:43 PM
74	PAHRUMP	7/30/2018 4:41 PM
75	PAHRUMP	7/30/2018 4:39 PM
76	VEGAS, PAHRUMP	7/30/2018 4:29 PM
77	VEGAS, PAHRUMP	7/30/2018 4:26 PM
78	Las Vegas	7/30/2018 3:54 PM
79	PAHRUMP	7/30/2018 3:24 PM
80	VEGAS, PAHRUMP	7/30/2018 3:20 PM
81	VEGAS, PAHRUMP	7/30/2018 3:18 PM
82	VEGAS, PAHRUMP	7/30/2018 3:17 PM
83	VEGAS, PAHRUMP	7/30/2018 3:14 PM
84	PAHRUMP	7/30/2018 3:12 PM
85	PAHRUMP	7/30/2018 3:05 PM
86	VEGAS, PAHRUMP	7/30/2018 3:03 PM
87	PAHRUMP	7/30/2018 3:01 PM
88	PAHRUMP	7/30/2018 3:00 PM
89	PAHRUMP	7/30/2018 2:57 PM
90	PAHRUMP	7/30/2018 2:55 PM
91	VEGAS, PAHRUMP	7/30/2018 2:53 PM
92	PAHRUMP	7/30/2018 2:51 PM
93	PAHRUMP	7/30/2018 2:49 PM
94	VEGAS, PAHRUMP	7/30/2018 2:47 PM
95	PAHRUMP	7/30/2018 2:46 PM
96	PAHRUMP	7/30/2018 2:44 PM
97	PAHRUMP	7/30/2018 2:39 PM
98	PAHRUMP	7/30/2018 2:36 PM
99	VEGAS, PAHRUMP	7/30/2018 2:34 PM
100	PAHRUMP	7/30/2018 2:31 PM
101	PAHRUMP	7/30/2018 2:27 PM
102	PAHRUMP	7/30/2018 2:19 PM
103	PAHRUMP	7/30/2018 2:13 PM
104	PAHRUMP	7/30/2018 2:11 PM
105	PAHRUMP	7/30/2018 2:05 PM
106	Pahrump and Las Vegas	7/30/2018 1:58 PM

Nevada Transportation Needs Survey

107	White Pine	7/30/2018 1:44 PM
108	Ely	7/30/2018 1:33 PM
109	Ely, NV	7/30/2018 1:28 PM
110	White Pine	7/30/2018 1:25 PM
111	Ely, NV White Pine County	7/30/2018 1:19 PM
112	Ely/Vegas/Salt lake City	7/30/2018 1:10 PM
113	Ely	7/30/2018 1:09 PM
114	Ely, White Pine	7/30/2018 1:09 PM
115	Reno, Las Vegas, Salt Lake City	7/30/2018 1:09 PM
116	Ely, White Pine	7/30/2018 1:09 PM
117	Pahrump, NV	7/13/2018 10:45 AM
118	Pahrump AND Las Vegas	7/12/2018 10:57 PM
119	Pharmacy	7/12/2018 12:18 AM
120	Clark and Nye County	7/10/2018 1:24 AM
121	Las Vegas and Pahrump	7/9/2018 11:22 PM
122	Carson City	7/9/2018 5:14 PM
123	Dayton	7/9/2018 5:10 PM
124	Smith's, Walmart	7/9/2018 5:07 PM
125	Dayton	7/9/2018 5:02 PM
126	Pahrump	7/9/2018 4:58 PM
127	Nye	7/8/2018 7:26 PM
128	Pahrump, NV	7/8/2018 12:35 PM
129	Elko	7/7/2018 2:53 PM
130	Elko	7/6/2018 6:43 PM
131	Elko, NV	7/6/2018 4:16 PM
132	Elko	7/5/2018 6:56 PM
133	Elko	7/5/2018 3:59 PM
134	Elko	7/5/2018 3:55 PM
135	Elko	7/5/2018 3:49 PM
136	Smiths	7/5/2018 3:40 PM
137	Elko	7/5/2018 3:34 PM
138	pahrump	7/5/2018 11:28 AM
139	Pahrump	7/3/2018 12:15 PM
140	Pahrump	7/2/2018 7:52 PM
141	Pahrump	7/2/2018 7:06 PM
142	Pahrump	7/2/2018 2:47 PM
143	Vegas	7/2/2018 2:26 PM
144	Smith or Walmart	7/2/2018 1:38 PM
145	Smiths, CVS	7/2/2018 12:50 PM
146	Nye, Clark	7/2/2018 11:28 AM
147	pahrump	7/1/2018 3:54 PM
148	Nye	6/27/2018 4:06 PM
149	Pahrump	6/27/2018 2:37 PM
150	Pahrump	6/27/2018 2:30 PM
151	PAHRUMP	6/27/2018 1:10 PM
152	Pharmacy	6/25/2018 12:31 AM
153	Winnemucca	6/24/2018 5:38 PM
154	Winnemucca	6/24/2018 2:49 PM
155	Reno	6/23/2018 12:02 PM
156	Reno and Winnemucca	6/23/2018 12:01 PM
157	Elko,winnamucca	6/23/2018 8:55 AM
158	Humboldt	6/22/2018 4:31 PM

Nevada Transportation Needs Survey

159	Dayton, Reno, Fernley	6/21/2018 9:21 PM
160	Reno	6/21/2018 12:41 PM
161	Douglas	6/21/2018 12:30 PM
162	Reno	6/21/2018 12:09 PM
163	Carson City	6/21/2018 12:21 AM
164	Winnemucca	6/19/2018 7:23 PM
165	Las Vegas, Reno, Fallon, pahrump	6/19/2018 6:29 PM
166	Winnemucca, Elko	6/19/2018 5:56 PM
167	Winnemucca	6/19/2018 4:19 PM
168	Reno	6/19/2018 11:09 AM
169	Carson City	6/19/2018 1:12 AM
170	Bullhead City, AZ	6/18/2018 5:29 PM
171	Winnemucca	6/18/2018 5:05 PM
172	Battle Mountian	6/18/2018 3:35 PM
173	Battle mountain winnemucca elko	6/18/2018 2:19 PM
174	Winnemucca and Reno	6/18/2018 1:56 PM
175	Humboldt	6/18/2018 1:14 PM
176	Elko, Winnemucca	6/18/2018 12:57 PM
177	Winnemucca/Reno	6/18/2018 12:44 PM
178	Reno	6/18/2018 12:37 PM
179	Winnemucca	6/18/2018 12:32 PM
180	Minden and Carson City	6/15/2018 11:21 AM
181	fernley fallon dayton	6/15/2018 1:12 AM
182	Boulder City, Henderson, Las Vegas	6/13/2018 8:40 PM
183	Winnemucca	6/13/2018 4:13 PM
184	Fallon	6/13/2018 5:07 AM
185	Carson City, Smiths, Walmart	6/12/2018 12:11 PM
186	Carson City	6/12/2018 11:38 AM
187	Carson City	6/12/2018 11:32 AM
188	carson city	6/11/2018 7:13 PM
189	Carson City, rarely Reno	6/11/2018 7:12 PM
190	Minden	6/11/2018 6:00 PM
191	Carson City	6/11/2018 3:49 PM
192	Dayton	6/11/2018 3:23 PM
193	Carson City	6/11/2018 3:21 PM
194	Reno, Carson City	6/7/2018 11:21 PM
195	Winnemucca/Elko/ Battle Mountain	6/6/2018 3:28 PM
196	Elko	6/5/2018 4:37 PM
197	Elko	6/5/2018 3:00 PM
198	Elko, NV	6/5/2018 1:11 PM
199	Elko	6/4/2018 10:26 PM
200	Elko, Salt Lake, Twin Falls	6/4/2018 9:37 PM
201	Fallon and Reno	6/1/2018 12:36 PM
202	Fallon	6/1/2018 12:02 PM
203	Elko	5/30/2018 7:17 PM
204	Elko, Elko Co.	5/30/2018 10:25 AM
205	Elko	5/30/2018 10:10 AM
206	Elko	5/29/2018 11:07 PM
#	SCHOOL	DATE
1	Summerlin	10/6/2018 7:30 PM
2	Elko	8/26/2018 8:37 PM
3	Elko Great Basin College	8/26/2018 8:29 PM

Nevada Transportation Needs Survey

4	Ely	8/17/2018 10:01 PM
5	Ely	8/17/2018 9:54 PM
6	White Pine High School	8/2/2018 10:12 AM
7	Ely	8/1/2018 11:02 AM
8	Ely	7/31/2018 5:35 PM
9	pahrump	7/30/2018 7:33 PM
10	White Pine	7/30/2018 7:22 PM
11	Pahrump	7/30/2018 6:24 PM
12	Pahrump	7/30/2018 6:19 PM
13	Pahrump	7/30/2018 6:18 PM
14	Vegas	7/30/2018 6:15 PM
15	Pahrump	7/30/2018 6:14 PM
16	Pahrump	7/30/2018 6:12 PM
17	Pahrump	7/30/2018 5:55 PM
18	Pahrump	7/30/2018 5:49 PM
19	TONOPHA	7/30/2018 5:40 PM
20	Pahrump	7/30/2018 5:38 PM
21	Pahrump, Vegas	7/30/2018 5:25 PM
22	ARMAGOSA	7/30/2018 5:02 PM
23	ARMAGOSA	7/30/2018 4:52 PM
24	Pahrump	7/30/2018 4:43 PM
25	Pahrump	7/30/2018 4:39 PM
26	Pahrump	7/30/2018 3:14 PM
27	Pahrump	7/30/2018 3:03 PM
28	Pahrump, Vegas	7/30/2018 3:00 PM
29	Pahrump	7/30/2018 2:51 PM
30	Pahrump	7/30/2018 2:27 PM
31	White Pine	7/30/2018 1:44 PM
32	N/A	7/13/2018 10:45 AM
33	None	7/12/2018 12:18 AM
34	Reno	7/7/2018 2:53 PM
35	Elko	7/5/2018 3:59 PM
36	Elko	7/5/2018 3:55 PM
37	Elko	7/5/2018 3:49 PM
38	Elko	7/5/2018 3:34 PM
39	Spring Creek	7/5/2018 3:09 PM
40	Las Vegas/Pahrump	7/2/2018 2:47 PM
41	Pahrump	7/2/2018 2:26 PM
42	Rosemary Clark	7/2/2018 1:38 PM
43	Manse elemantery, CSN	7/2/2018 12:50 PM
44	Nye	6/27/2018 4:06 PM
45	None	6/25/2018 12:31 AM
46	Reno	6/21/2018 12:41 PM
47	N/A	6/21/2018 12:21 AM
48	Elko	6/19/2018 5:56 PM
49	Carson City	6/19/2018 1:12 AM
50	Winnemucca	6/18/2018 5:05 PM
51	Winnemucca	6/18/2018 1:56 PM
52	Winnemucca	6/18/2018 12:44 PM
53	silver springs	6/15/2018 1:12 AM
54	Douglas County	6/12/2018 9:19 PM
55	Carson City	6/12/2018 11:32 AM

Nevada Transportation Needs Survey

56	N/A	6/11/2018 3:23 PM
57	Elko, Spring Creek	6/5/2018 4:37 PM
58	Reno	6/4/2018 10:26 PM
59	Carlin, Elko Co.	5/30/2018 10:25 AM
60	Elko	5/30/2018 10:10 AM
#	SOCIAL/RECREATION ACTIVITIES/PARKS	DATE
1	Las Vegas, Reno	12/2/2018 1:49 PM
2	San diego	10/6/2018 7:30 PM
3	Reno, Washoe County	9/5/2018 2:36 PM
4	Salt Lake City	8/26/2018 8:39 PM
5	Elko	8/26/2018 8:37 PM
6	Elko	8/26/2018 8:34 PM
7	Ely	8/17/2018 9:59 PM
8	Ely, Elko	8/17/2018 9:52 PM
9	Ely	8/17/2018 9:45 PM
10	Ely	8/17/2018 9:40 PM
11	PAHRUMP, VEGAS	8/6/2018 3:11 PM
12	PAHRUMP	8/6/2018 3:10 PM
13	PAHRUMP	8/6/2018 3:07 PM
14	Ely	8/6/2018 12:54 AM
15	Carlin	8/3/2018 12:40 PM
16	Carlin	8/3/2018 12:29 PM
17	n/a	8/2/2018 10:12 AM
18	Elko and White Pine Counties	7/31/2018 4:37 PM
19	Ely	7/31/2018 11:40 AM
20	White Pine	7/30/2018 7:22 PM
21	PAHRUMP	7/30/2018 6:24 PM
22	PAHRUMP	7/30/2018 6:23 PM
23	PAHRUMP, VEGAS	7/30/2018 6:10 PM
24	Vegas	7/30/2018 6:06 PM
25	PAHRUMP	7/30/2018 5:55 PM
26	PAHRUMP, VEGAS	7/30/2018 5:53 PM
27	PAHRUMP	7/30/2018 5:49 PM
28	PAHRUMP, VEGAS	7/30/2018 5:44 PM
29	PAHRUMP	7/30/2018 5:38 PM
30	PAHRUMP, VEGAS	7/30/2018 4:39 PM
31	PAHRUMP, VEGAS	7/30/2018 4:29 PM
32	PAHRUMP, VEGAS	7/30/2018 3:14 PM
33	Vegas	7/30/2018 2:53 PM
34	PAHRUMP	7/30/2018 2:49 PM
35	PAHRUMP	7/30/2018 2:46 PM
36	PAHRUMP, VEGAS, Lincoln, Esmerelda	7/30/2018 2:44 PM
37	PAHRUMP, VEGAS	7/30/2018 2:36 PM
38	Vegas	7/30/2018 2:34 PM
39	Vegas	7/30/2018 2:27 PM
40	PAHRUMP	7/30/2018 2:25 PM
41	PAHRUMP	7/30/2018 2:21 PM
42	PAHRUMP	7/30/2018 2:19 PM
43	PAHRUMP	7/30/2018 2:11 PM
44	Pahrump and Las Vegas	7/30/2018 1:58 PM
45	White Pine	7/30/2018 1:44 PM
46	White Pine Co.	7/30/2018 1:33 PM

Nevada Transportation Needs Survey

47	White Pine	7/30/2018 1:25 PM
48	Ely/Baker	7/30/2018 1:10 PM
49	Ely	7/30/2018 1:09 PM
50	White Pine	7/30/2018 1:09 PM
51	N/A	7/13/2018 10:45 AM
52	Pahrump	7/12/2018 10:57 PM
53	None	7/12/2018 12:18 AM
54	Clark and Nye County	7/10/2018 1:24 AM
55	Las Vegas and Pahrump	7/9/2018 11:22 PM
56	Dayton	7/9/2018 5:10 PM
57	Senior Center	7/9/2018 5:05 PM
58	Nye	7/8/2018 7:26 PM
59	Vegas, Pahrump	7/8/2018 12:35 PM
60	Rural NV	7/7/2018 2:53 PM
61	Elko, NV, but would be nice to have out of town outings	7/6/2018 4:16 PM
62	Elko	7/5/2018 6:56 PM
63	Elko and Salt Lake	7/5/2018 3:59 PM
64	Elko	7/5/2018 3:55 PM
65	all cowboy poetry	7/5/2018 3:40 PM
66	Elko	7/5/2018 3:34 PM
67	Pahrump	7/3/2018 12:15 PM
68	Pahrump, Las Vegas	7/2/2018 7:52 PM
69	Pahrump	7/2/2018 7:06 PM
70	Pahrump/Las Vegas	7/2/2018 2:47 PM
71	Vegas	7/2/2018 2:26 PM
72	Petrack Park	7/2/2018 1:38 PM
73	Petrack park, Honeysuckle Park, Public library	7/2/2018 12:50 PM
74	Nye	6/27/2018 4:06 PM
75	Pahrump	6/27/2018 2:30 PM
76	None	6/25/2018 12:31 AM
77	Winnemucca	6/24/2018 2:49 PM
78	Reno, Carson City, Dayton, Fernley	6/21/2018 9:21 PM
79	Reno, carson	6/21/2018 12:41 PM
80	Reno	6/21/2018 12:09 PM
81	Tahoe	6/21/2018 12:21 AM
82	Winnemucca	6/19/2018 7:23 PM
83	Carson City	6/19/2018 1:12 AM
84	Laughlin, NV	6/18/2018 5:29 PM
85	Winnemucca and Reno	6/18/2018 5:05 PM
86	Battle mountain winnemucca elko	6/18/2018 2:19 PM
87	Winnemucca	6/18/2018 12:44 PM
88	Salt lake city	6/18/2018 12:37 PM
89	Minden, Carson City, Tahoe, Reno, Sparks	6/15/2018 11:21 AM
90	silver springs	6/15/2018 1:12 AM
91	Boulder City, Henderson, Las Vegas	6/13/2018 8:40 PM
92	Winnemucca, Reno, California	6/13/2018 4:13 PM
93	Tahoe, Reno, Carson City	6/12/2018 11:38 AM
94	Tahoe, Carson City, South Reno	6/12/2018 11:32 AM
95	carson city and south lake tahoe	6/11/2018 7:13 PM
96	Carson City	6/11/2018 7:12 PM
97	South Lake Tahoe; Stateline	6/11/2018 6:00 PM
98	Carson City	6/11/2018 3:23 PM

Nevada Transportation Needs Survey

99	Carson City	6/11/2018 3:21 PM
100	Reno	6/7/2018 11:21 PM
101	Elko	6/5/2018 4:37 PM
102	Elko	6/5/2018 3:00 PM
103	Rural NV	6/4/2018 10:26 PM
104	Elko	5/29/2018 11:07 PM
#	CHURCH/FAITH-BASED ORGANIZATIONS AND ACTIVITIES	DATE
1	Southern highlands	10/6/2018 7:30 PM
2	Ely, Elko	8/17/2018 9:52 PM
3	Ely	8/17/2018 9:40 PM
4	Ely	8/9/2018 1:15 PM
5	pahrump	8/6/2018 3:09 PM
6	Carlin	8/3/2018 12:40 PM
7	none	8/3/2018 12:29 PM
8	n/a	8/2/2018 10:12 AM
9	SLC, Cedar City, Utah	7/31/2018 5:35 PM
10	Elko	7/31/2018 4:37 PM
11	pahrump	7/30/2018 6:24 PM
12	pahrump	7/30/2018 6:20 PM
13	pahrump	7/30/2018 6:02 PM
14	pahrump	7/30/2018 5:55 PM
15	pahrump	7/30/2018 5:38 PM
16	pahrump	7/30/2018 5:36 PM
17	Armagosa	7/30/2018 5:25 PM
18	Armagosa	7/30/2018 5:05 PM
19	Armagosa	7/30/2018 4:50 PM
20	Armagosa	7/30/2018 4:43 PM
21	Armagosa	7/30/2018 4:39 PM
22	pahrump	7/30/2018 3:24 PM
23	pahrump	7/30/2018 3:20 PM
24	pahrump	7/30/2018 3:14 PM
25	pahrump	7/30/2018 3:03 PM
26	pahrump	7/30/2018 3:00 PM
27	pahrump, vegas	7/30/2018 2:44 PM
28	pahrump	7/30/2018 2:27 PM
29	pahrump	7/30/2018 2:25 PM
30	pahrump	7/30/2018 2:23 PM
31	pahrump	7/30/2018 2:21 PM
32	pahrump	7/30/2018 2:17 PM
33	White Pine	7/30/2018 1:44 PM
34	Ely	7/30/2018 1:09 PM
35	Ely, White Pine	7/30/2018 1:09 PM
36	Pahrump, NV	7/13/2018 10:45 AM
37	Pahrump	7/12/2018 10:57 PM
38	None	7/12/2018 12:18 AM
39	Clark and Nye County	7/10/2018 1:24 AM
40	Pahrump	7/9/2018 4:58 PM
41	Elko	7/7/2018 2:53 PM
42	Elko, NV	7/6/2018 4:16 PM
43	Elko	7/5/2018 6:56 PM
44	Elko and Salt Lake	7/5/2018 3:59 PM
45	Elko	7/5/2018 3:55 PM

Nevada Transportation Needs Survey

46	Elko	7/5/2018 3:34 PM
47	Pahrump	7/3/2018 12:15 PM
48	Pahrump	7/2/2018 2:26 PM
49	Non denomonational	7/2/2018 1:38 PM
50	Nye-Pahrump	7/2/2018 12:09 PM
51	Clark	7/2/2018 11:28 AM
52	None	6/25/2018 12:31 AM
53	Winnemucca	6/24/2018 2:49 PM
54	N/A	6/21/2018 12:21 AM
55	Elko	6/19/2018 4:19 PM
56	Dayton	6/19/2018 1:12 AM
57	Winnemucca	6/18/2018 5:05 PM
58	Battle mountain winnemucca elko	6/18/2018 2:19 PM
59	Humboldt	6/18/2018 1:14 PM
60	silver springs	6/15/2018 1:12 AM
61	Minden	6/12/2018 11:38 AM
62	Minden	6/12/2018 11:32 AM
63	N/A	6/11/2018 3:23 PM
64	Carson City	6/11/2018 3:21 PM
65	Elko, Spring Creek	6/5/2018 4:37 PM
66	Elko	6/5/2018 3:00 PM
67	Elko and Lamoille	6/4/2018 10:26 PM
68	Elko	5/30/2018 7:17 PM
69	Elko, Elko Co.	5/30/2018 10:25 AM
#	VETERAN ORGANIZATION	DATE
1	none	8/3/2018 12:29 PM
2	n/a	8/2/2018 10:12 AM
3	SLC	7/31/2018 5:35 PM
4	pahrump	7/30/2018 6:23 PM
5	pahrump, VEGAS, CARSON CITY	7/30/2018 6:09 PM
6	pahrump	7/30/2018 6:02 PM
7	pahrump	7/30/2018 5:58 PM
8	pahrump	7/30/2018 5:38 PM
9	Vegas	7/30/2018 2:27 PM
10	pahrump	7/30/2018 2:17 PM
11	pahrump	7/30/2018 2:05 PM
12	White Pine	7/30/2018 1:44 PM
13	White Pine County	7/30/2018 1:28 PM
14	N/A	7/13/2018 10:45 AM
15	None	7/12/2018 12:18 AM
16	Clark and Nye County	7/10/2018 1:24 AM
17	VA	7/9/2018 5:08 PM
18	SLC	7/7/2018 2:53 PM
19	Salt Lake City	7/5/2018 4:02 PM
20	Elko	7/5/2018 3:59 PM
21	Elko	7/5/2018 3:55 PM
22	Pahrump	7/2/2018 7:06 PM
23	VA Hospital	7/2/2018 1:38 PM
24	Nye, Clark, Churchill, Washoe	7/2/2018 11:28 AM
25	None	6/25/2018 12:31 AM
26	N/A	6/21/2018 12:21 AM
27	Las Vegas, NV & Laughlin, NV	6/18/2018 5:29 PM

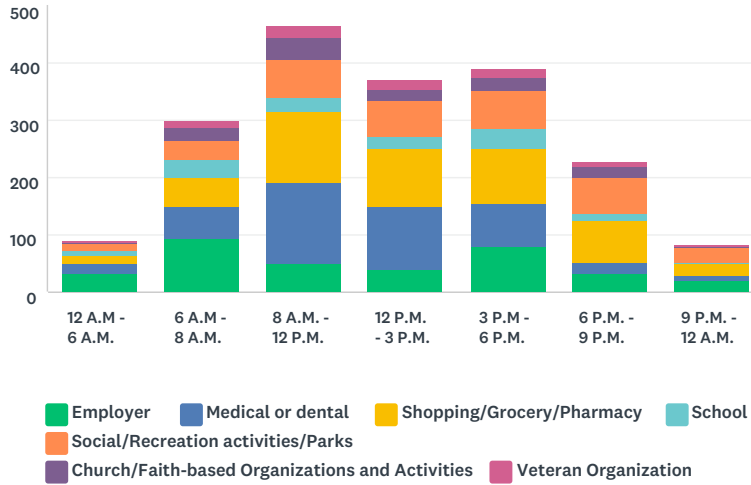
Nevada Transportation Needs Survey

28	Winnemucca and Reno	6/18/2018 5:05 PM
29	Humboldt	6/18/2018 1:14 PM
30	Carson City, Reno	6/15/2018 11:21 AM
31	VA hospital in Reno; VA clinic in Fallon	6/11/2018 5:22 PM
32	N/A	6/11/2018 3:23 PM
33	Elko	6/5/2018 4:37 PM
34	Elko	6/5/2018 3:00 PM
35	Wells Band Council	6/1/2018 5:03 PM
36	Reno	6/1/2018 12:02 PM
#	OTHER	DATE
1	Salt Lake City	8/13/2018 11:06 AM
2	Ely	8/6/2018 1:18 PM
3	LAS VEGAS	7/30/2018 6:01 PM
4	Social and community events	7/12/2018 10:57 PM
5	Boise / Twin Falls	7/7/2018 2:53 PM
6	Elko	7/5/2018 3:55 PM
7	Welfare	7/2/2018 1:38 PM
8	Welfare office and WIC office	7/2/2018 12:50 PM
9	Yerington, Lyon County	6/25/2018 12:31 AM
10	CADV in Elko, U of U in SLC, SafeHouse in Henderson	6/21/2018 1:12 PM
11	Las Vegas	6/19/2018 5:02 PM
12	Humboldt, Elko	6/18/2018 3:35 PM
13	Yerington	6/13/2018 12:43 AM
14	Family - Minden	6/12/2018 11:38 AM
15	Minden	6/12/2018 11:32 AM
16	various shopping needs	6/11/2018 7:13 PM

Nevada Transportation Needs Survey

Q9 When do you need transportation most often for each of the following general purposes? Check all that apply.

Answered: 249 Skipped: 63



	EMPLOYER	MEDICAL OR DENTAL	SHOPPING/GROCERY/PHARMACY	SCHOOL	SOCIAL/RECREATION ACTIVITIES/PARKS	CHURCH/FAITH-BASED ORGANIZATIONS AND ACTIVITIES	VETERAN ORGANIZATION
12 A.M. - 6 A.M.	55.93% 33	27.12% 16	27.12% 16	11.86% 7	20.34% 12	5.08% 3	3.39% 2
6 A.M. - 8 A.M.	56.02% 93	33.73% 56	30.72% 51	19.88% 33	19.28% 32	13.86% 23	6.63% 11
8 A.M. - 12 P.M.	24.26% 49	71.29% 144	60.40% 122	12.38% 25	32.67% 66	18.81% 38	9.90% 20
12 P.M. - 3 P.M.	24.53% 39	69.81% 111	63.52% 101	13.84% 22	39.62% 63	10.69% 17	11.32% 18
3 P.M. - 6 P.M.	46.78% 80	43.86% 75	54.97% 94	20.47% 35	40.35% 69	12.28% 21	9.36% 16
6 P.M. - 9 P.M.	26.19% 33	15.87% 20	57.14% 72	9.52% 12	49.21% 62	17.46% 22	5.56% 7
9 P.M. - 12 A.M.	37.74% 20	16.98% 9	37.74% 20	7.55% 4	47.17% 25	3.77% 2	3.77% 2

#	OTHER (PLEASE SPECIFY)	DATE
1	I don't need transportation	9/5/2018 2:36 PM
2	It Varies	8/17/2018 9:47 PM
3	All: 7:30 to 5:00	8/17/2018 9:45 PM
4	Medical: Times Vary	8/17/2018 9:42 PM
5	As needed, no specific time	8/17/2018 9:37 PM
6	Don't own my own transportation	8/3/2018 12:40 PM
7	PARA TRANSPORSE MODRO	7/30/2018 4:47 PM
8	I have a 90 minute drive to work every week day.	7/13/2018 10:45 AM

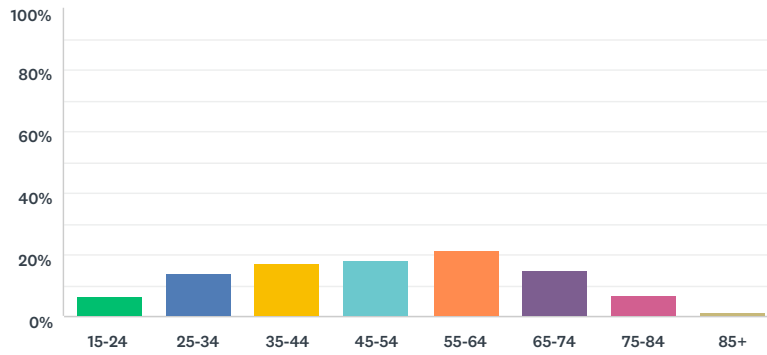
Nevada Transportation Needs Survey

9	emergency placement from violent offenders, optional on times	6/21/2018 1:12 PM
10	airport	6/19/2018 5:02 PM
11	When needed for ID renewals	6/18/2018 3:35 PM
12	Court 1:00 p.m.	6/13/2018 12:43 AM
13	throughout the day and reliably so would be nice.	6/12/2018 11:38 AM

Nevada Transportation Needs Survey

Q10 How old are you?

Answered: 297 Skipped: 15

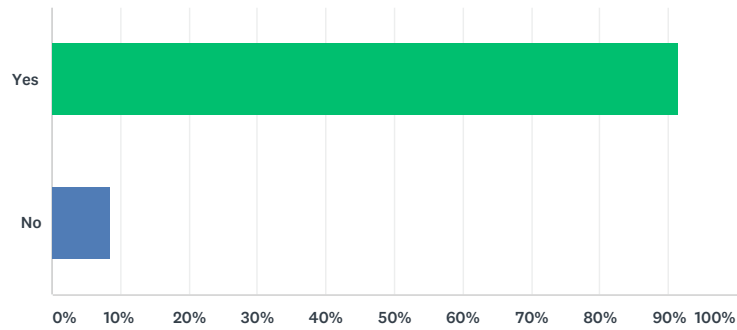


ANSWER CHOICES	RESPONSES	
15-24	6.40%	19
25-34	13.80%	41
35-44	17.17%	51
45-54	18.18%	54
55-64	21.21%	63
65-74	14.81%	44
75-84	7.07%	21
85+	1.35%	4
TOTAL		297

Nevada Transportation Needs Survey

Q11 Is English your primary language?

Answered: 295 Skipped: 17



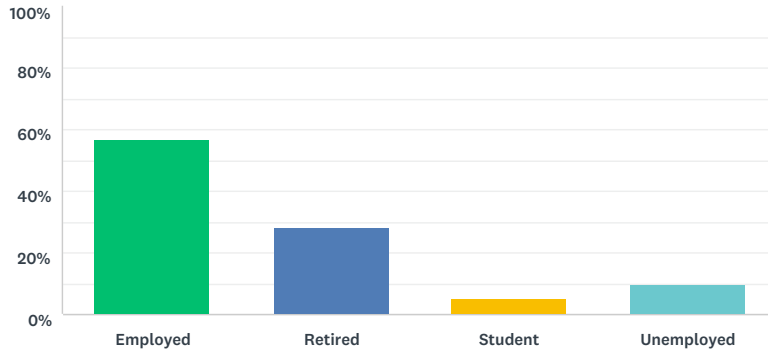
ANSWER CHOICES	RESPONSES	
Yes	91.53%	270
No	8.47%	25
TOTAL		295

#	IF NO, PLEASE INDICATE YOUR PRIMARY LANGUAGE HERE.	DATE
1	SPANISH	8/6/2018 3:09 PM
2	SPANISH	7/30/2018 6:12 PM
3	SPANISH	7/30/2018 5:32 PM
4	SPANISH	7/30/2018 5:30 PM
5	SPANISH	7/30/2018 5:28 PM
6	SPANISH	7/30/2018 5:25 PM
7	SPANISH	7/30/2018 5:10 PM
8	SPANISH	7/30/2018 5:08 PM
9	SPANISH	7/30/2018 5:05 PM
10	SPANISH	7/30/2018 5:03 PM
11	SPANISH	7/30/2018 5:02 PM
12	SPANISH	7/30/2018 4:59 PM
13	SPANISH	7/30/2018 4:58 PM
14	SPANISH	7/30/2018 4:57 PM
15	SPANISH	7/30/2018 4:55 PM
16	SPANISH	7/30/2018 4:52 PM
17	SPANISH	7/30/2018 4:50 PM
18	SPANISH	7/30/2018 4:47 PM
19	German	7/30/2018 4:36 PM
20	SPANISH	7/30/2018 4:31 PM
21	SPANISH	7/30/2018 4:24 PM
22	SPANISH	7/30/2018 3:12 PM
23	American Sign Language	7/5/2018 3:34 PM
24	sPANISH	6/27/2018 1:10 PM
25	what is the relevance of this?	6/19/2018 2:11 AM
26	American Sign Language	5/30/2018 10:10 AM

Nevada Transportation Needs Survey

Q12 Which of the following BEST applies to you? Are you presently:

Answered: 291 Skipped: 21



ANSWER CHOICES	RESPONSES	
Employed	56.70%	165
Retired	28.18%	82
Student	5.15%	15
Unemployed	9.97%	29
TOTAL		291

#	OTHER (PLEASE SPECIFY)	DATE
1	Self-employed	12/2/2018 1:49 PM
2	Self-employed	10/6/2018 7:30 PM
3	Disabled	9/5/2018 2:30 PM
4	On disability	8/17/2018 9:42 PM
5	Disabled	8/6/2018 3:07 PM
6	Disabled	8/6/2018 3:06 PM
7	Full time volunteer	8/3/2018 12:26 PM
8	Full time volunteer	8/3/2018 12:25 PM
9	DISABLED	7/30/2018 6:18 PM
10	STUDNET	7/30/2018 5:55 PM
11	As well as a full time student	7/30/2018 3:00 PM
12	Looking for employment	7/30/2018 2:05 PM
13	Self-employed	7/30/2018 1:33 PM
14	Disabled	7/12/2018 12:18 AM
15	part-time 3 days a week	7/5/2018 3:40 PM
16	Also a student at the local college	7/2/2018 12:50 PM
17	Disabled	6/27/2018 2:37 PM
18	Disabled	6/25/2018 12:31 AM
19	I'm a 10-99 contractor employed by a variety of clients requiring me to travel locally for individual events	6/21/2018 9:21 PM
20	Disabled can't work	6/18/2018 3:35 PM
21	Also a part-time student at WNC	6/11/2018 5:22 PM
22	Disabled	6/1/2018 12:36 PM

Nevada Transportation Needs Survey

Q13 If you work outside of your home, who is your employer(s)?

Answered: 117 Skipped: 195

#	RESPONSES	DATE
1	Myself	10/6/2018 7:30 PM
2	Pizza Barn	8/26/2018 8:37 PM
3	NA	8/26/2018 8:34 PM
4	Smith's	8/26/2018 8:29 PM
5	Pilot	8/26/2018 8:26 PM
6	Ridley's	8/17/2018 9:55 PM
7	White Pine Community Training Center	8/17/2018 9:49 PM
8	My Self	8/17/2018 9:43 PM
9	Jailhouse Casino	8/17/2018 9:37 PM
10	Ely State prison	8/13/2018 10:29 AM
11	White Pine County	8/9/2018 2:55 PM
12	N/A	8/6/2018 3:09 PM
13	White Pine County	8/6/2018 1:18 PM
14	R Place 2	8/6/2018 12:54 AM
15	White Pine County	8/3/2018 4:32 PM
16	Self	8/3/2018 12:29 PM
17	White Pine County	8/2/2018 10:12 AM
18	White Pine County Sheriff	8/1/2018 11:02 AM
19	n/a	7/31/2018 5:35 PM
20	PACE Coalition	7/31/2018 4:37 PM
21	N/A	7/31/2018 2:18 PM
22	Government	7/31/2018 11:40 AM
23	hospital	7/31/2018 12:26 AM
24	white pine county	7/30/2018 7:12 PM
25	Kghm Robinson mining company	7/30/2018 7:06 PM
26	QU BBQ	7/30/2018 6:24 PM
27	HIDEAWAY	7/30/2018 6:14 PM
28	XPO LOGISTICS	7/30/2018 6:12 PM
29	NYE COUNTY SCHOOL DISTRICT	7/30/2018 6:10 PM
30	NYE COUNTY	7/30/2018 6:06 PM
31	DIVISION OF WELFARE AND SUPPORTIVE SERVICES	7/30/2018 6:04 PM
32	NEVADA	7/30/2018 6:03 PM
33	NYECC	7/30/2018 5:57 PM
34	SELF	7/30/2018 5:53 PM
35	NYECC	7/30/2018 5:50 PM
36	LITTLE ANGELS YOUTH SERVICE	7/30/2018 5:49 PM
37	NYECC	7/30/2018 5:46 PM
38	NYECC	7/30/2018 5:44 PM
39	Walmart AND tERRIBLES	7/30/2018 5:38 PM
40	Walmart	7/30/2018 5:36 PM
41	Food	7/30/2018 4:36 PM
42	Fireworks	7/30/2018 3:39 PM
43	NYECC	7/30/2018 3:14 PM
44	Room Service	7/30/2018 3:12 PM
45	NYECC	7/30/2018 3:05 PM
46	NYECC	7/30/2018 3:03 PM

Nevada Transportation Needs Survey

47	NYECC	7/30/2018 3:01 PM
48	Retail	7/30/2018 3:00 PM
49	NYECC	7/30/2018 2:55 PM
50	Addidas	7/30/2018 2:51 PM
51	NYECC	7/30/2018 2:47 PM
52	Dollar Tree	7/30/2018 2:39 PM
53	Terribles	7/30/2018 2:36 PM
54	HCSG	7/30/2018 2:31 PM
55	Phantom	7/30/2018 2:29 PM
56	Choice Hills Baptist	7/30/2018 2:23 PM
57	Lee Funeral Home	7/30/2018 2:19 PM
58	Ace Management	7/30/2018 2:17 PM
59	White Pine County	7/30/2018 1:28 PM
60	State of Nevada	7/30/2018 1:27 PM
61	Self, but I teach yoga at various venues in town.	7/30/2018 1:25 PM
62	White Pine County	7/30/2018 1:19 PM
63	White Pine County	7/30/2018 1:10 PM
64	White Pine County	7/30/2018 1:09 PM
65	White Pine County	7/30/2018 1:09 PM
66	White Pine County	7/30/2018 1:09 PM
67	GE Johnson Construction Company	7/13/2018 10:45 AM
68	N/A	7/12/2018 12:18 AM
69	N/A	7/10/2018 1:24 AM
70	Nye County	7/9/2018 11:22 PM
71	Integrity Taxi	7/8/2018 7:26 PM
72	Anonymous	7/7/2018 2:53 PM
73	Wal Mart	7/5/2018 6:56 PM
74	Highland Village	7/5/2018 3:59 PM
75	GBC	7/5/2018 3:40 PM
76	State of Nevada	7/5/2018 3:34 PM
77	Pahrump Health & Rehab	7/2/2018 2:26 PM
78	Desert View Hopital	7/2/2018 1:38 PM
79	Desert View Hospital Pahrump health and rehab	7/2/2018 12:50 PM
80	Bank industry	7/2/2018 12:09 PM
81	Independent contractor	7/2/2018 3:51 AM
82	Nye County School District	6/27/2018 4:06 PM
83	Walmart	6/27/2018 1:10 PM
84	N/A	6/25/2018 12:31 AM
85	Washoe county	6/23/2018 12:02 PM
86	Self	6/23/2018 12:01 PM
87	FunEvents NV	6/21/2018 9:21 PM
88	State of Nevada	6/21/2018 4:16 PM
89	Victim/Witness Services	6/21/2018 1:12 PM
90	Waiting	6/19/2018 5:56 PM
91	Law office	6/19/2018 4:19 PM
92	Fcc	6/19/2018 11:09 AM
93	public sector	6/19/2018 2:11 AM
94	Southern Nevada Transit Coalition	6/18/2018 5:29 PM
95	HCS D	6/18/2018 5:05 PM
96	McDonald's	6/18/2018 3:08 PM
97	Mcdonalds in battle mountain nv	6/18/2018 2:19 PM
98	Private party	6/18/2018 12:44 PM

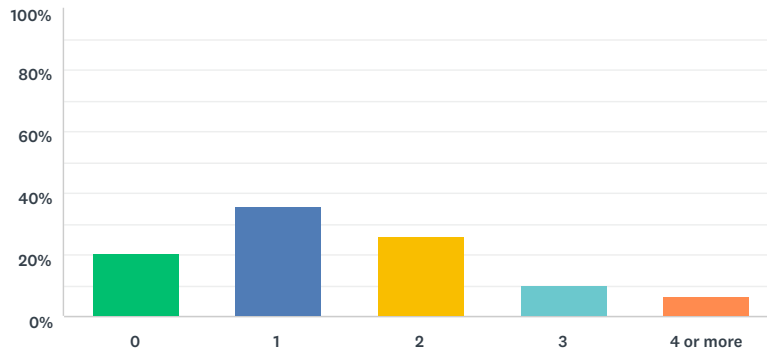
Nevada Transportation Needs Survey

99	S local mine	6/18/2018 12:37 PM
100	School District	6/18/2018 12:32 PM
101	State of Nevada	6/15/2018 11:21 AM
102	State of Nevada	6/14/2018 2:25 PM
103	Self employed	6/13/2018 8:40 PM
104	Humboldt County	6/13/2018 4:13 PM
105	Starbucks	6/13/2018 12:43 AM
106	decline to answer	6/12/2018 11:32 AM
107	I own the company - Nevada Composites, Inc.	6/11/2018 7:12 PM
108	Nevada System of Higher Education	6/11/2018 5:22 PM
109	State of Nevada	6/11/2018 3:49 PM
110	Carson City Public Works	6/11/2018 3:23 PM
111	Lander county School district	6/6/2018 3:28 PM
112	Family Resource Center	6/5/2018 4:37 PM
113	NNRH; Genesis HHS & Hospice	6/4/2018 10:26 PM
114	Family Resource Center	6/4/2018 9:37 PM
115	DECLINE TO ANSWER	6/4/2018 6:08 PM
116	Wells Band	6/1/2018 5:03 PM
117	State of Nevada	5/30/2018 10:10 AM

Nevada Transportation Needs Survey

Q14 How many vehicles are in your household?

Answered: 297 Skipped: 15



ANSWER CHOICES	RESPONSES	
0	20.54%	61
1	36.03%	107
2	26.26%	78
3	10.44%	31
4 or more	6.73%	20
TOTAL		297

Nevada Transportation Needs Survey

Q15 What City/Town or County is your employer(s) located?

Answered: 167 Skipped: 145

#	RESPONSES	DATE
1	N/A	12/2/2018 1:49 PM
2	Las vegas	10/6/2018 7:30 PM
3	Battle Mountain	8/26/2018 8:42 PM
4	Elko	8/26/2018 8:37 PM
5	Elko	8/26/2018 8:29 PM
6	Carlin	8/26/2018 8:26 PM
7	Elko	8/26/2018 8:24 PM
8	Ely	8/17/2018 9:58 PM
9	Ely	8/17/2018 9:55 PM
10	Ely	8/17/2018 9:54 PM
11	Ely	8/17/2018 9:49 PM
12	Ely	8/17/2018 9:43 PM
13	Ely	8/17/2018 9:37 PM
14	White pine	8/13/2018 10:29 AM
15	Ely	8/9/2018 2:55 PM
16	N/A	8/6/2018 3:09 PM
17	Ely	8/6/2018 1:18 PM
18	Ely	8/6/2018 12:54 AM
19	Ely	8/3/2018 4:32 PM
20	Elko	8/3/2018 12:29 PM
21	Ely	8/2/2018 10:12 AM
22	Ely	8/1/2018 11:02 AM
23	ely	7/31/2018 5:35 PM
24	Elko, Elko but cover Elko, Eureka and White Pine Counties	7/31/2018 4:37 PM
25	Ely	7/31/2018 2:18 PM
26	Ely	7/31/2018 11:40 AM
27	ely	7/31/2018 12:26 AM
28	sparks	7/30/2018 7:30 PM
29	Ely, NV	7/30/2018 7:22 PM
30	ely	7/30/2018 7:12 PM
31	Ruth	7/30/2018 7:06 PM
32	Pahrump	7/30/2018 6:24 PM
33	Pahrump	7/30/2018 6:23 PM
34	LAS VEGAS	7/30/2018 6:19 PM
35	Pahrump	7/30/2018 6:16 PM
36	Pahrump	7/30/2018 6:14 PM
37	LAS VEGAS	7/30/2018 6:12 PM
38	Pahrump	7/30/2018 6:10 PM
39	Pahrump	7/30/2018 6:06 PM
40	Pahrump	7/30/2018 6:04 PM
41	Pahrump	7/30/2018 6:03 PM
42	Pahrump	7/30/2018 5:57 PM
43	Pahrump	7/30/2018 5:55 PM
44	Pahrump	7/30/2018 5:53 PM
45	Pahrump	7/30/2018 5:51 PM
46	Pahrump	7/30/2018 5:50 PM

Nevada Transportation Needs Survey

47	Pahrump	7/30/2018 5:49 PM
48	LAS VEGAS	7/30/2018 5:47 PM
49	Pahrump	7/30/2018 5:46 PM
50	Pahrump	7/30/2018 5:44 PM
51	Pahrump	7/30/2018 5:38 PM
52	Pahrump	7/30/2018 5:36 PM
53	Pahrump	7/30/2018 5:28 PM
54	Armagosa	7/30/2018 5:05 PM
55	Armagosa	7/30/2018 4:59 PM
56	Armagosa	7/30/2018 4:55 PM
57	Armagosa	7/30/2018 4:52 PM
58	Armagosa	7/30/2018 4:47 PM
59	Armagosa	7/30/2018 4:43 PM
60	Ely	7/30/2018 4:37 PM
61	Armagosa	7/30/2018 4:36 PM
62	White Pine County	7/30/2018 3:54 PM
63	Armagosa Valley	7/30/2018 3:28 PM
64	Pahrump	7/30/2018 3:24 PM
65	Pahrump	7/30/2018 3:14 PM
66	Pahrump	7/30/2018 3:12 PM
67	Pahrump	7/30/2018 3:05 PM
68	Pahrump	7/30/2018 3:01 PM
69	Pahrump	7/30/2018 3:00 PM
70	Pahrump	7/30/2018 2:57 PM
71	Pahrump	7/30/2018 2:55 PM
72	Pahrump	7/30/2018 2:53 PM
73	Pahrump	7/30/2018 2:51 PM
74	Pahrump	7/30/2018 2:47 PM
75	Pahrump	7/30/2018 2:44 PM
76	Pahrump	7/30/2018 2:39 PM
77	Pahrump	7/30/2018 2:36 PM
78	Pahrump	7/30/2018 2:31 PM
79	Pahrump	7/30/2018 2:29 PM
80	Pahrump	7/30/2018 2:27 PM
81	Pahrump	7/30/2018 2:23 PM
82	Pahrump	7/30/2018 2:19 PM
83	Pahrump	7/30/2018 2:17 PM
84	Pahrump	7/30/2018 1:58 PM
85	White Pine	7/30/2018 1:44 PM
86	Self-employed	7/30/2018 1:33 PM
87	Ely, NV	7/30/2018 1:28 PM
88	Elko	7/30/2018 1:27 PM
89	Ely	7/30/2018 1:25 PM
90	Ely, NV White Pine County	7/30/2018 1:19 PM
91	Ely	7/30/2018 1:10 PM
92	Ely	7/30/2018 1:09 PM
93	Ely	7/30/2018 1:09 PM
94	Ely	7/30/2018 1:09 PM
95	Colorado Springs, CO	7/13/2018 10:45 AM
96	Does not apply	7/12/2018 12:18 AM
97	N/A	7/10/2018 1:24 AM
98	Pahrump	7/9/2018 11:22 PM

Nevada Transportation Needs Survey

99	Nye	7/8/2018 7:26 PM
100	Pahrump, NV	7/8/2018 12:35 PM
101	Elko	7/7/2018 2:53 PM
102	Elko	7/5/2018 6:56 PM
103	Elkko	7/5/2018 3:59 PM
104	Elko	7/5/2018 3:55 PM
105	Elko	7/5/2018 3:42 PM
106	Elko	7/5/2018 3:40 PM
107	Elko	7/5/2018 3:34 PM
108	Pahrump	7/5/2018 11:28 AM
109	Not employed	7/2/2018 7:53 PM
110	Pahrump	7/2/2018 7:06 PM
111	Pahrump	7/2/2018 2:47 PM
112	Pahrump	7/2/2018 2:26 PM
113	Nye	7/2/2018 1:38 PM
114	PAhrump NV, Nye	7/2/2018 12:50 PM
115	Pahrump	7/2/2018 12:09 PM
116	Nye & Esmeralda	7/2/2018 11:28 AM
117	Clark	7/2/2018 3:51 AM
118	Nye	6/27/2018 4:06 PM
119	pahrump	6/27/2018 2:30 PM
120	Pahrump	6/27/2018 1:10 PM
121	Does not apply	6/25/2018 12:31 AM
122	Winnemucca	6/24/2018 5:38 PM
123	Reno	6/23/2018 12:02 PM
124	Winnemucca	6/23/2018 12:01 PM
125	Battle mountain	6/23/2018 8:55 AM
126	Silver Springs	6/21/2018 9:21 PM
127	Carson City	6/21/2018 4:16 PM
128	Ely, but also in Eureka, Pioche, Alamo	6/21/2018 1:12 PM
129	Stateline, NV	6/21/2018 12:21 AM
130	Lander	6/19/2018 5:56 PM
131	home	6/19/2018 5:02 PM
132	Battle mountain	6/19/2018 4:19 PM
133	Lovelock	6/19/2018 11:09 AM
134	clark	6/19/2018 2:11 AM
135	Moundhouse	6/19/2018 1:12 AM
136	Laughlin, NV	6/18/2018 5:29 PM
137	Winnemucca	6/18/2018 5:05 PM
138	Battle Mountain	6/18/2018 3:08 PM
139	Battle mountain/lander county	6/18/2018 2:19 PM
140	Winnemucca	6/18/2018 1:56 PM
141	Winnemucca	6/18/2018 12:44 PM
142	Battle mountain	6/18/2018 12:37 PM
143	Humboldt	6/18/2018 12:32 PM
144	Carson City	6/15/2018 11:21 AM
145	Fallon	6/14/2018 2:25 PM
146	Boulder City, Henderson, Las Vegas	6/13/2018 8:40 PM
147	Winnemucca	6/13/2018 4:13 PM
148	Elko	6/13/2018 12:34 PM
149	Tonopah	6/13/2018 5:07 AM
150	Moundhouse	6/13/2018 12:43 AM

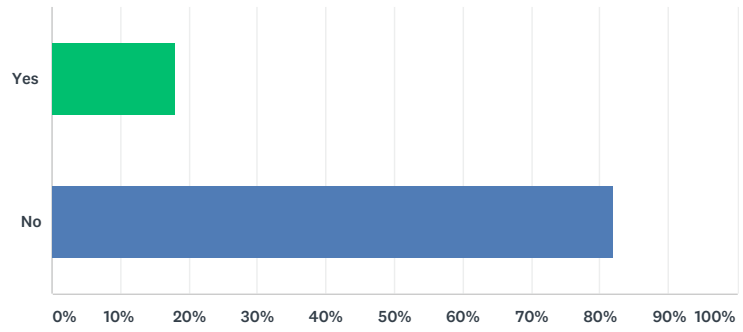
Nevada Transportation Needs Survey

151	n/a	6/12/2018 11:38 AM
152	Carson City	6/12/2018 11:32 AM
153	Dayton	6/11/2018 7:12 PM
154	Stateline	6/11/2018 6:00 PM
155	Carson City, NV	6/11/2018 5:22 PM
156	Carson City	6/11/2018 3:49 PM
157	Carson City	6/11/2018 3:23 PM
158	Reno, Washoe	6/7/2018 11:21 PM
159	Battle Mountain	6/6/2018 3:28 PM
160	Elko	6/5/2018 4:37 PM
161	Elko	6/5/2018 4:35 PM
162	Elko	6/4/2018 10:26 PM
163	Elko	6/4/2018 9:37 PM
164	ELKO	6/4/2018 6:08 PM
165	Wells Nv	6/1/2018 5:03 PM
166	Fallon	6/1/2018 12:02 PM
167	Elko	5/30/2018 10:10 AM

Nevada Transportation Needs Survey

Q16 Do you have a disability which requires you to use a cane, walker, wheelchair, and/or another device to help you get around?

Answered: 299 Skipped: 13

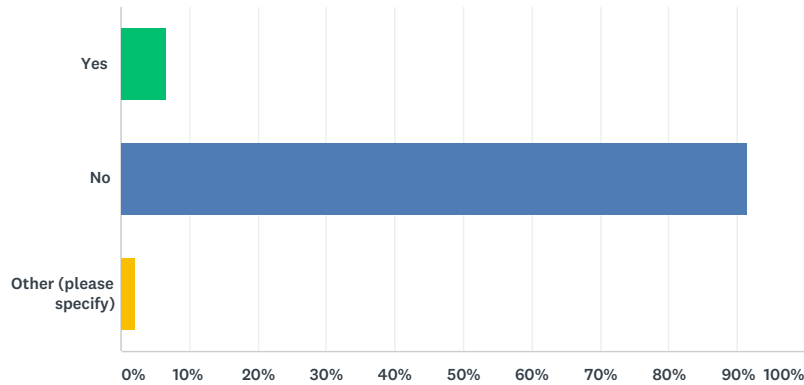


ANSWER CHOICES	RESPONSES	
Yes	18.06%	54
No	81.94%	245
TOTAL		299

Nevada Transportation Needs Survey

Q17 Are you or a family member currently using any transportation services that are available to you through the Medicaid program?

Answered: 301 Skipped: 11



ANSWER CHOICES	RESPONSES
Yes	6.64% 20
No	91.36% 275
Other (please specify)	1.99% 6
TOTAL	301

#	OTHER (PLEASE SPECIFY)	DATE
1	i HAVE MY OWN VEHICLE	7/30/2018 2:11 PM
2	Very slightly over qualify for the medical transportation program, so the answer in that respect is no.	7/12/2018 12:18 AM
3	Don't qualify	7/2/2018 7:53 PM
4	Did not know about the medicaid program	7/2/2018 1:38 PM
5	Very slightly over to qualify for the medical transportation program, so the answer in that respect is no.	6/25/2018 12:31 AM
6	Not always available	6/19/2018 7:23 PM

PART FIVE

STAKEHOLDER SURVEY AND RESULTS

#1

INCOMPLETE

Collector: Web Link 1 (Web Link)
Started: Tuesday, May 08, 2018 11:29:19 AM
Last Modified: Tuesday, May 08, 2018 11:33:12 AM
Time Spent: 00:03:53
IP Address: 4.35.36.142

Page 1: ORGANIZATION CHARACTERISTICS AND SERVICES PROVIDED

Q1 Identification of Organization

Respondent's Name	Mackenzie Gonzales
Title	Mobility Manager
Organization	Elko County
Street Address	540 Court St. #104
City	Elko
State	NV
ZIP	89801
Phone	775-748-0378
County	Elko
Respondent's E-mail	mobilitymanager@elkocountynv.net

Q2 Under what legal authority does your organization operate? **Public Agency**

Q3 Is transportation the primary function of your organization? **No**

Q4 What are the major functions/services of your organization? (Select all of the following options that apply) Other (please specify):
 This is an official County Office.

Page 2: TRANSPORTATION SERVICES PROVIDED

Q5 Does your organization directly operate transportation, or does it provide transportation through a different organization (for example, through a contract)? **We provide transportation through purchased transportation from a third-party.**

Nevada Transportation Provider Survey

Q6 In what manner does your organization provide transportation services? (Check all that apply.)

Fixed routes or flexible/deviated bus routes ,

Other (please specify):

Note: This is my AGENCY. These answers do not pertain to me as the Mobility Manager

Q7 Define the level of passenger assistance provided for users of your transportation service. (Select all of the following options that apply)

Drivers will assist passengers in and out of vehicles. ,

Drivers will assist passengers to the entrance of their origin or destination.

Passengers are permitted to travel with their own personal care attendant or escort.

Q8 A component of this study is the development of an accurate provider vehicle inventory. RLS will contact each provider and provide a vehicle inventory form for each provider to complete independent of this online survey. Please provide an e-mail address if you would like to receive the inventory form electronically.

E-mail

this does not apply to me

Page 3: RIDERSHIP

Q9 Please provide your agency's annual statistics below. If possible, use data for the most recently completed 12-month period for which data is available. How many consumers are enrolled in each of the programs offered by your agency

Respondent skipped this question

Q10 How many one-way passenger trips did your agency provide during the most recent 12-month period? (For example, a one-way trip is from home to work. The round trip counts as two one-way trips.) Estimates are acceptable.

Respondent skipped this question

Q11 What percentage (approximately) of your total annual one-way trips are for agency consumers and what percentage are for the general public? Estimates are acceptable.

Respondent skipped this question

Q12 How many total hours of transportation service did your agency provide during the most recent 12-month period? (For example, if you run 3 vehicles per day for 8 hours per day, that is 24 hours of service for one day.) Estimates are acceptable.

Respondent skipped this question

Nevada Transportation Provider Survey

Q13 How many total miles of transportation service did your agency provide during the most recent 12-month period? (Estimates are acceptable.) **Respondent skipped this question**

Q14 What are the top destinations for your transportation program? Please list up to 10. For example, top destinations might include hospitals, day services programs, dialysis clinics, schools, major employers or shopping centers. Please include the name, type of place, street and town (example: Target - store - Hwy 31 - Carson City). **Respondent skipped this question**

Page 4: ANNUAL EXPENDITURES AND REVENUES

Q15 Does your agency charge a fare or donation for transportation? **Respondent skipped this question**

Q16 Does your agency make any payments to third parties (another public or private transportation provider) to pay for transportation for consumers of your agency? **Respondent skipped this question**

Q17 What are the beginning and ending dates of your organization's fiscal year? **Respondent skipped this question**

Q18 How much are your transportation OPERATING revenues (enter estimated or actual dollar amount)? Please list each individually. **Respondent skipped this question**

Q19 Did you receive any CAPITAL revenues during FY 2018 or 2017 for transportation (e.g., facilities, vehicles, technology, etc.)? Please list the individual estimated or actual dollar amounts in each category. **Respondent skipped this question**

Q20 Approximately how much money did your agency spend providing transportation during the most recent fiscal year? (Please include staff time, fuel, maintenance, insurance, dispatching, scheduling, reporting, and all other transportation related expenses) **Respondent skipped this question**

Page 5: SERVICE AREA, HOURS, ELIGIBILITY AND SCHEDULING

Q21 What is the geographic area that you serve? **Respondent skipped this question**

Nevada Transportation Provider Survey

Q22 What are the hours and days of operation for your transportation services? (Please list the times of the beginning and ending of services for each day of the week)

Respondent skipped this question

Q23 Are there eligibility requirements for individuals to be able to use your transportation services?

Respondent skipped this question

Q24 How do clients schedule rides with your agency? Please describe.

Respondent skipped this question

#2

COMPLETE

Collector: Web Link 1 (Web Link)
Started: Tuesday, May 08, 2018 11:07:17 AM
Last Modified: Tuesday, May 08, 2018 1:55:13 PM
Time Spent: 02:47:56
IP Address: 104.187.207.189

Page 1: ORGANIZATION CHARACTERISTICS AND SERVICES PROVIDED

Q1 Identification of Organization

Respondent's Name	Patricia Tindall
Title	Director
Organization	Pleasant Senior Center
Street Address	1480 Lay St.
City	Winnemucca
State	NV
ZIP	89445
Phone	(775) 623-6211
County	Humboldt
Respondent's E-mail	hcsc@winnemucca.net
Website Address	none

Q2 Under what legal authority does your organization operate? **Private nonprofit organization**

Q3 Is transportation the primary function of your organization? **No**

Q4 What are the major functions/services of your organization? (Select all of the following options that apply)

Public Transportation,
Social Services,
Nutrition,
Information/Referral,
Recreational/Social,
Client-Only Transportation,
Senior Citizen Programs and Services

Page 2: TRANSPORTATION SERVICES PROVIDED

Q5 Does your organization directly operate transportation, or does it provide transportation through a different organization (for example, through a contract)?

We directly operate transportation services.

Q6 In what manner does your organization provide transportation services? (Check all that apply.)

Trips that require an advance reservation (also known as demand-response)

Fixed routes or flexible/deviated bus routes

Q7 Define the level of passenger assistance provided for users of your transportation service. (Select all of the following options that apply)

Drivers will assist passengers in and out of vehicles.

We provide personal care attendants or escorts to those passengers who require such services.

Passengers are permitted to travel with their own personal care attendant or escort.

Q8 A component of this study is the development of an accurate provider vehicle inventory. RLS will contact each provider and provide a vehicle inventory form for each provider to complete independent of this online survey. Please provide an e-mail address if you would like to receive the inventory form electronically.

E-mail

hcsc@winnemucca.net

Page 3: RIDERSHIP

Q9 Please provide your agency's annual statistics below. If possible, use data for the most recently completed 12-month period for which data is available. How many consumers are enrolled in each of the programs offered by your agency

Public Transportation

12

Senior Nutrition

443

Senior/Developmental Disabilities Activities

18 developmental disabilities, 84 seniors

Other:

1 aide

Q10 How many one-way passenger trips did your agency provide during the most recent 12-month period? (For example, a one-way trip is from home to work. The round trip counts as two one-way trips.) Estimates are acceptable.

12790

Nevada Transportation Provider Survey

Q11 What percentage (approximately) of your total annual one-way trips are for agency consumers and what percentage are for the general public? Estimates are acceptable.

Percentage of trips that are for agency consumers	88%
Percentage of trips that are for the general public	12%

Q12 How many total hours of transportation service did your agency provide during the most recent 12-month period? (For example, if you run 3 vehicles per day for 8 hours per day, that is 24 hours of service for one day.) Estimates are acceptable.

3,520

Q13 How many total miles of transportation service did your agency provide during the most recent 12-month period? (Estimates are acceptable.)

25,067

Q14 What are the top destinations for your transportation program? Please list up to 10. For example, top destinations might include hospitals, day services programs, dialysis clinics, schools, major employers or shopping centers. Please include the name, type of place, street and town (example: Target - store - Hwy 31 - Carson City).

1.	Sonoma Industries
2.	DaVita Dialysis Clinic
3.	Walmart Shopping Center
4.	Khoury's Market
5.	Rehab Services of Nevada
6.	Ridley's Shopping Center
7.	Humboldt General Hospital
8.	Pleasant Senior Center
9.	various local hairdressers - downtown Bridge Street
10.	Frugal Flamingo
Comments about these destinations (optional):	trips are to take care of medical, therapy, and activities of daily activities

Page 4: ANNUAL EXPENDITURES AND REVENUES

Q15 Does your agency charge a fare or donation for transportation?

Fare,
Donation,
If yes to fare, what is the fare structure?:
\$1.50 per one way ride, senior donation of 75 cents per one way ride

Nevada Transportation Provider Survey

Q16 Does your agency make any payments to third parties (another public or private transportation provider) to pay for transportation for consumers of your agency? **No**

Q17 What are the beginning and ending dates of your organization's fiscal year?

Beginning: **October 1**
Ending: **September 30**

Q18 How much are your transportation OPERATING revenues (enter estimated or actual dollar amount)? Please list each individually.

Fares collected directly from passengers (cash or tickets)	11,647
City/Town/County government appropriations	9,585
State government appropriation	37,731
FTA Section 5311 program (including funds for preventive maintenance)	185,586
Passenger donations	9,418
Other, not listed above (please explain)	23,573 (pleasant senior center paid expenses)
TOTAL	277,540

Q19 Did you receive any CAPITAL revenues during FY 2018 or 2017 for transportation (e.g., facilities, vehicles, technology, etc.)? Please list the individual estimated or actual dollar amounts in each category.

Other, not listed (please explain)	1
TOTAL	1

Q20 Approximately how much money did your agency spend providing transportation during the most recent fiscal year? (Please include staff time, fuel, maintenance, insurance, dispatching, scheduling, reporting, and all other transportation related expenses)

Transportation Administration (i.e. director, manager)	66617
Transportation Scheduling and Dispatching (ie. scheduler, dispatcher, software)	37211
Transportation Operations (i.e., fuel, drivers, insurance)	89228
Transportation Maintenance (i.e., facilities, mechanics and equipment)	84511

Nevada Transportation Provider Survey

Q21 What is the geographic area that you serve?

Anywhere within the primary county indicated in question #1
(answer yes or no) **no**

Only within specific city or town limits (please name each
community served if not providing county-wide service): **winnemucca, grass valley**

Statewide (answer yes or no) **no**

Across state lines (please list other states served) **no**

Q22 What are the hours and days of operation for your transportation services? (Please list the times of the beginning and ending of services for each day of the week)

Monday **8:00 am - 4:00 pm**

Tuesday **8:00 am - 4:00 pm**

Wednesday **8:00 am - 4:00 pm**

Thursday **8:00 am - 4:00 pm**

Friday **8:00 am - 4:00 pm**

Q23 Are there eligibility requirements for individuals to be able to use your transportation services?

No,

If yes, what are the eligibility/qualification standards or requirements?:

We ask that if you are mobility impaired and need us to provide an aide, you tell us so we can make arrangements.

If you need extra time to use the lift, tell us as well so we can schedule you extra time.

Q24 How do clients schedule rides with your agency? Please describe.

Clients call us the day before with the time of their appointment or needs, and we schedule their rides. If they need a ride home after the appointment the agency schedules a "will call" pick up and the client calls when they are done.

#3

INCOMPLETE

Collector: Web Link 1 (Web Link)
Started: Tuesday, May 08, 2018 4:14:32 PM
Last Modified: Tuesday, May 08, 2018 4:27:39 PM
Time Spent: 00:13:07
IP Address: 108.238.94.128

Page 1: ORGANIZATION CHARACTERISTICS AND SERVICES PROVIDED

Q1 Identification of Organization

Respondent's Name	Tara Frank
Title	Transit Planner/Analyst
Organization	Tahoe Transportation District
Street Address	128 Market Street, Suite 3F
City	Stateline
State	Nevada
ZIP	89449
Phone	(775) 589-5508
County	Douglas
Respondent's E-mail	tfrank@tahoetransportation.org
Website Address	www.tahoetransportation.org

Q2 Under what legal authority does your organization operate? **Public Agency**

Q3 Is transportation the primary function of your organization? **Yes**

Q4 What are the major functions/services of your organization? (Select all of the following options that apply) **Public Transportation,**
 Other (please specify):
 Multi-modal Transportation Projects

Page 2: TRANSPORTATION SERVICES PROVIDED

Q5 Does your organization directly operate transportation, or does it provide transportation through a different organization (for example, through a contract)? **We directly operate transportation services.**

Nevada Transportation Provider Survey

Q6 In what manner does your organization provide transportation services? (Check all that apply.)

Trips that require an advance reservation (also known as demand-response)

,

Fixed routes or flexible/deviated bus routes

Q7 Define the level of passenger assistance provided for users of your transportation service. (Select all of the following options that apply)

Drivers will assist passengers in and out of vehicles.

Drivers will assist passengers to the entrance of their origin or destination.

Q8 A component of this study is the development of an accurate provider vehicle inventory. RLS will contact each provider and provide a vehicle inventory form for each provider to complete independent of this online survey. Please provide an e-mail address if you would like to receive the inventory form electronically.

E-mail

tfrank@tahoetransportation.org

Page 3: RIDERSHIP

Q9 Please provide your agency's annual statistics below. If possible, use data for the most recently completed 12-month period for which data is available. How many consumers are enrolled in each of the programs offered by your agency

Public Transportation

0

Q10 How many one-way passenger trips did your agency provide during the most recent 12-month period? (For example, a one-way trip is from home to work. The round trip counts as two one-way trips.) Estimates are acceptable.

851,688

Q11 What percentage (approximately) of your total annual one-way trips are for agency consumers and what percentage are for the general public? Estimates are acceptable.

Respondent skipped this question

Q12 How many total hours of transportation service did your agency provide during the most recent 12-month period? (For example, if you run 3 vehicles per day for 8 hours per day, that is 24 hours of service for one day.) Estimates are acceptable.

Respondent skipped this question

Q13 How many total miles of transportation service did your agency provide during the most recent 12-month period? (Estimates are acceptable.)

Respondent skipped this question

Nevada Transportation Provider Survey

Q14 What are the top destinations for your transportation program? Please list up to 10. For example, top destinations might include hospitals, day services programs, dialysis clinics, schools, major employers or shopping centers. Please include the name, type of place, street and town (example: Target - store - Hwy 31 - Carson City). **Respondent skipped this question**

Page 4: ANNUAL EXPENDITURES AND REVENUES

Q15 Does your agency charge a fare or donation for transportation? **Fare**

Q16 Does your agency make any payments to third parties (another public or private transportation provider) to pay for transportation for consumers of your agency? **No**

Q17 What are the beginning and ending dates of your organization's fiscal year?

Beginning: **July 1**
Ending: **June 30**

Q18 How much are your transportation OPERATING revenues (enter estimated or actual dollar amount)? Please list each individually.

Fares collected directly from passengers (cash or tickets) **0**
Revenues or reimbursements collected from transportation provided for other organizations **0**

Q19 Did you receive any CAPITAL revenues during FY 2018 or 2017 for transportation (e.g., facilities, vehicles, technology, etc.)? Please list the individual estimated or actual dollar amounts in each category.

TOTAL **0**

Q20 Approximately how much money did your agency spend providing transportation during the most recent fiscal year? (Please include staff time, fuel, maintenance, insurance, dispatching, scheduling, reporting, and all other transportation related expenses) Other comments on organization expenses? **0**

Page 5: SERVICE AREA, HOURS, ELIGIBILITY AND SCHEDULING

Q21 What is the geographic area that you serve? **Respondent skipped this question**

Nevada Transportation Provider Survey

Q22 What are the hours and days of operation for your transportation services? (Please list the times of the beginning and ending of services for each day of the week)

Respondent skipped this question

Q23 Are there eligibility requirements for individuals to be able to use your transportation services?

Respondent skipped this question

Q24 How do clients schedule rides with your agency? Please describe.

Respondent skipped this question

#4

COMPLETE

Collector: Web Link 1 (Web Link)
Started: Wednesday, May 09, 2018 6:14:48 PM
Last Modified: Wednesday, May 09, 2018 6:27:28 PM
Time Spent: 00:12:40
IP Address: 158.140.56.2

Page 1: ORGANIZATION CHARACTERISTICS AND SERVICES PROVIDED

Q1 Identification of Organization

Respondent's Name	Kelly Jo Eagan
Title	Director of Transportation
Organization	Esmeralda County
Street Address	PO Box 517
City	Goldfield
State	NV
ZIP	89013
Phone	775 485-3406
County	Esmeralda
Respondent's E-mail	esmboc@gmail.com
Website Address	accessesmeralda.com

Q2 Under what legal authority does your organization operate? **Public Agency**

Q3 Is transportation the primary function of your organization? **No**

Q4 What are the major functions/services of your organization? (Select all of the following options that apply)

Social Services,
Nutrition,
Recreational/Social,
Client-Only Transportation,
Senior Citizen Programs and Services

Page 2: TRANSPORTATION SERVICES PROVIDED

Nevada Transportation Provider Survey

Q5 Does your organization directly operate transportation, or does it provide transportation through a different organization (for example, through a contract)?

We directly operate transportation services.

Q6 In what manner does your organization provide transportation services? (Check all that apply.)

Trips that require an advance reservation (also known as demand-response)

Q7 Define the level of passenger assistance provided for users of your transportation service. (Select all of the following options that apply)

Drivers will assist passengers in and out of vehicles.

Drivers will assist passengers to the entrance of their origin or destination.

Drivers will assist passengers in and out of buildings.

Passengers are permitted to travel with their own personal care attendant or escort.

Q8 A component of this study is the development of an accurate provider vehicle inventory. RLS will contact each provider and provide a vehicle inventory form for each provider to complete independent of this online survey. Please provide an e-mail address if you would like to receive the inventory form electronically.

E-mail

esmboc@gmail.com

Page 3: RIDERSHIP

Q9 Please provide your agency's annual statistics below. If possible, use data for the most recently completed 12-month period for which data is available. How many consumers are enrolled in each of the programs offered by your agency

Senior Nutrition	83
Social Activities	83
Medical Appointments	25

Q10 How many one-way passenger trips did your agency provide during the most recent 12-month period? (For example, a one-way trip is from home to work. The round trip counts as two one-way trips.) Estimates are acceptable.

10

Q11 What percentage (approximately) of your total annual one-way trips are for agency consumers and what percentage are for the general public? Estimates are acceptable.

Percentage of trips that are for agency consumers	100
---	------------

Nevada Transportation Provider Survey

Q12 How many total hours of transportation service did your agency provide during the most recent 12-month period? (For example, if you run 3 vehicles per day for 8 hours per day, that is 24 hours of service for one day.) Estimates are acceptable.

3672

Q13 How many total miles of transportation service did your agency provide during the most recent 12-month period? (Estimates are acceptable.)

108981

Q14 What are the top destinations for your transportation program? Please list up to 10. For example, top destinations might include hospitals, day services programs, dialysis clinics, schools, major employers or shopping centers. Please include the name, type of place, street and town (example: Target - store - Hwy 31 - Carson City).

- | | |
|-----|---|
| 1. | Senior Nutrition Center, Tonopah |
| 2. | Scolari's, Tonopah |
| 3. | Nevada State Bank, Tonopah |
| 4. | Reno Veteran's Hospital, Reno |
| 5. | Las Vegas Veteran's Hospital, Las Vegas |
| 6. | Renown Clinic, Tonopah |
| 7. | Mt Grant Hospital, Hawthorn |
| 8. | Desert View Hospital, Pahrump |
| 9. | Northern Inyo Hospital, Bishop, California |
| 10. | Banner Hospital, Fallon |
-

Page 4: ANNUAL EXPENDITURES AND REVENUES

Q15 Does your agency charge a fare or donation for transportation? **Donation**

Q16 Does your agency make any payments to third parties (another public or private transportation provider) to pay for transportation for consumers of your agency? **No**

Q17 What are the beginning and ending dates of your organization's fiscal year?

Beginning: **July 1**
Ending: **June 30**

Nevada Transportation Provider Survey

Q18 How much are your transportation OPERATING revenues (enter estimated or actual dollar amount)? Please list each individually.

Fares collected directly from passengers (cash or tickets)	0
Revenues or reimbursements collected from transportation provided for other organizations	.
City/Town/County government appropriations	23416
State government appropriation	12532
Federal Transit Administration (FTA) Section 5310 program	0
FTA Section 5311 program (including funds for preventive maintenance)	10533
Grants received from Title III-B (Older Americans Act)	23117
Payments received from Medicaid	0
Grants received from the Community Development or Social Services Block Grant program	30000
Passenger donations	8890
Fundraising	0
Contributions from Charitable Foundations, etc.	10000
Other, not listed above (please explain)	0
TOTAL	118508

Q19 Did you receive any CAPITAL revenues during FY 2018 or 2017 for transportation (e.g., facilities, vehicles, technology, etc.)? Please list the individual estimated or actual dollar amounts in each category.

FTA Section 5310	0
FTA Section 5339 Bus and Bus Facilities	0
FTA Section 5311 (excluding 5311 funds for preventive maintenance)	0
City/Town/County government appropriations	0
Passenger donations	0
Fundraising	0
Contributions from charitable foundations, etc.	0
Other, not listed (please explain)	0
TOTAL	0

Nevada Transportation Provider Survey

Q20 Approximately how much money did your agency spend providing transportation during the most recent fiscal year? (Please include staff time, fuel, maintenance, insurance, dispatching, scheduling, reporting, and all other transportation related expenses)

Transportation Administration (i.e. director, manager)	0
Transportation Scheduling and Dispatching (ie. scheduler, dispatcher, software)	0
Transportation Operations (i.e., fuel, drivers, insurance)	78508
Transportation Maintenance (i.e., facilities, mechanics and equipment)	0
Other comments on organization expenses?	0

Page 5: SERVICE AREA, HOURS, ELIGIBILITY AND SCHEDULING

Q21 What is the geographic area that you serve?

Anywhere within the primary county indicated in question #1 (answer yes or no)	State of Nevada
Statewide (answer yes or no)	yes
Across state lines (please list other states served)	California

Q22 What are the hours and days of operation for your transportation services? (Please list the times of the beginning and ending of services for each day of the week)

Monday	8-5
Tuesday	8-5
Wednesday	8-5
Thursday	8-5
Friday	8-5

Q23 Are there eligibility requirements for individuals to be able to use your transportation services? **No**

Q24 How do clients schedule rides with your agency? Please describe.

on demand - call dispatcher

#5

COMPLETE

Collector: Web Link 1 (Web Link)
Started: Thursday, May 10, 2018 10:54:19 AM
Last Modified: Thursday, May 10, 2018 12:08:37 PM
Time Spent: 01:14:18
IP Address: 207.212.113.139

Page 1: ORGANIZATION CHARACTERISTICS AND SERVICES PROVIDED

Q1 Identification of Organization

Respondent's Name	Millie Oram
Title	Director
Organization	Eureka County Senior Centers
Street Address	20 West Gold St.
City	Eureka
State	Nevada
ZIP	89316
Phone	775-237-5597
County	Eureka
Respondent's E-mail	moram@eurekacountynv.gov
Website Address	www.co.eureka.nv.us

Q2 Under what legal authority does your organization operate? **Private nonprofit organization**

Q3 Is transportation the primary function of your organization? **No**

Nevada Transportation Provider Survey

Q4 What are the major functions/services of your organization? (Select all of the following options that apply)

Social Services,
Nutrition,
Income Assistance,
Information/Referral,
Recreational/Social,
Client-Only Transportation,
Senior Citizen Programs and Services

Page 2: TRANSPORTATION SERVICES PROVIDED

Q5 Does your organization directly operate transportation, or does it provide transportation through a different organization (for example, through a contract)?

We directly operate transportation services.

Q6 In what manner does your organization provide transportation services? (Check all that apply.)

Agency employees who are not 'drivers' use agency-owned fleet vehicles to drive consumers

Q7 Define the level of passenger assistance provided for users of your transportation service. (Select all of the following options that apply)

Drivers will assist passengers in and out of vehicles.

Drivers will assist passengers to the entrance of their origin or destination.

Drivers will assist passengers in and out of buildings.

We provide personal care attendants or escorts to those passengers who require such services.

Passengers are permitted to travel with their own personal care attendant or escort.

Q8 A component of this study is the development of an accurate provider vehicle inventory. RLS will contact each provider and provide a vehicle inventory form for each provider to complete independent of this online survey. Please provide an e-mail address if you would like to receive the inventory form electronically.

E-mail

moram@eurekacountynev.gov

Page 3: RIDERSHIP

Nevada Transportation Provider Survey

Q9 Please provide your agency's annual statistics below. If possible, use data for the most recently completed 12-month period for which data is available. How many consumers are enrolled in each of the programs offered by your agency

Senior Nutrition	557
Training (employment, etc.)	1
Social Activities	12
Medical Appointments	68

Q10 How many one-way passenger trips did your agency provide during the most recent 12-month period? (For example, a one-way trip is from home to work. The round trip counts as two one-way trips.) Estimates are acceptable.

about 1622

Q11 What percentage (approximately) of your total annual one-way trips are for agency consumers and what percentage are for the general public? Estimates are acceptable.

Percentage of trips that are for agency consumers	80%
Percentage of trips that are for the general public	20%

Q12 How many total hours of transportation service did your agency provide during the most recent 12-month period? (For example, if you run 3 vehicles per day for 8 hours per day, that is 24 hours of service for one day.) Estimates are acceptable.

about 580

Q13 How many total miles of transportation service did your agency provide during the most recent 12-month period? (Estimates are acceptable.)

about 19,046

Nevada Transportation Provider Survey

Q14 What are the top destinations for your transportation program? Please list up to 10. For example, top destinations might include hospitals, day services programs, dialysis clinics, schools, major employers or shopping centers. Please include the name, type of place, street and town (example: Target - store - Hwy 31 - Carson City).

- | | |
|---|---|
| 1. | Shopping a local store (Raines) |
| 2. | Trip to senior center for lunch |
| 3. | trip to local clinic |
| 4. | doctors appointments in Elko Nevada |
| 5. | shopping (walmart, smiths, ridelys, family dollar store, home depot, cvs in Elko Nevada) |
| 6. | doctors appointments in Ely Nevada |
| 7. | shopping (raileys, shopko, family dollar store in Ely Nevada) |
| 8. | social activity trips (Reno, Las Vegas, Elko, Nevada) |
| Comments about these destinations (optional): | These are the closes towns that are bigger then Eureka & Crescent Valley. |

Page 4: ANNUAL EXPENDITURES AND REVENUES

Q15 Does your agency charge a fare or donation for transportation? **Donation**

Q16 Does your agency make any payments to third parties (another public or private transportation provider) to pay for transportation for consumers of your agency? **No**

Q17 What are the beginning and ending dates of your organization's fiscal year?

Beginning:	July 1, 2017
Ending:	June 30, 2018

Q18 How much are your transportation OPERATING revenues (enter estimated or actual dollar amount)? Please list each individually.

Fares collected directly from passengers (cash or tickets)	Cash
City/Town/County government appropriations	\$5,300
State government appropriation	\$17,713
Grants received from Title III-B (Older Americans Act)	\$4,787
Passenger donations	\$6,156
TOTAL	\$33,956

Nevada Transportation Provider Survey

Q19 Did you receive any CAPITAL revenues during FY 2018 or 2017 for transportation (e.g., facilities, vehicles, technology, etc.)? Please list the individual estimated or actual dollar amounts in each category.

FTA Section 5310

N/A

Q20 Approximately how much money did your agency spend providing transportation during the most recent fiscal year? (Please include staff time, fuel, maintenance, insurance, dispatching, scheduling, reporting, and all other transportation related expenses)

Transportation Scheduling and
Dispatching (ie. scheduler,
dispatcher, software)

Page 5: SERVICE AREA, HOURS, ELIGIBILITY AND SCHEDULING

Q21 What is the geographic area that you serve?

Anywhere within the primary county indicated in question #1
(answer yes or no)

Yes

Q22 What are the hours and days of operation for your transportation services? (Please list the times of the beginning and ending of services for each day of the week)

Monday	7:30 a.m. thru 3:00 p.m.
Tuesday	7:30 a.m. thru 3:00 p.m.
Wednesday	7:30 a.m. thru 3:00 p.m.
Thursday	7:30 a.m. thru 3:00 p.m.
Friday	7:30 a.m. thru 3:00 p.m.

Q23 Are there eligibility requirements for individuals to be able to use your transportation services?

Yes,
If yes, what are the eligibility/qualification standards or requirements?:
age 60 and older and people with a disability

Q24 How do clients schedule rides with your agency? Please describe.

They call the center when a trip is scheduled

#6

COMPLETE

Collector: Web Link 1 (Web Link)
Started: Saturday, May 12, 2018 6:06:03 PM
Last Modified: Saturday, May 12, 2018 6:20:37 PM
Time Spent: 00:14:34
IP Address: 74.42.92.130

Page 1: ORGANIZATION CHARACTERISTICS AND SERVICES PROVIDED

Q1 Identification of Organization

Respondent's Name	Ella Trujillo
Title	Executive Director
Organization	Carlin Senior Center
Street Address	320 Chestnut Street
City	Carlin
State	NV
ZIP	89822
Phone	775-754-6465
County	Elko
Respondent's E-mail	etrujillo@cityofcarlin.com
Website Address	www.cityofcarlin.com

Q2 Under what legal authority does your organization operate? **Public Agency**

Q3 Is transportation the primary function of your organization? **No**

Q4 What are the major functions/services of your organization? (Select all of the following options that apply) **Senior Citizen Programs and Services**

Page 2: TRANSPORTATION SERVICES PROVIDED

Q5 Does your organization directly operate transportation, or does it provide transportation through a different organization (for example, through a contract)? **We directly operate transportation services.**

Nevada Transportation Provider Survey

Q6 In what manner does your organization provide transportation services? (Check all that apply.)

Trips that require an advance reservation (also known as demand-response)

Q7 Define the level of passenger assistance provided for users of your transportation service. (Select all of the following options that apply)

Drivers will assist passengers in and out of vehicles.

Q8 A component of this study is the development of an accurate provider vehicle inventory. RLS will contact each provider and provide a vehicle inventory form for each provider to complete independent of this online survey. Please provide an e-mail address if you would like to receive the inventory form electronically.

E-mail

etrujillo@cityofcarlin.com

Page 3: RIDERSHIP

Q9 Please provide your agency's annual statistics below. If possible, use data for the most recently completed 12-month period for which data is available. How many consumers are enrolled in each of the programs offered by your agency

Public Transportation	15
Senior Nutrition	111

Q10 How many one-way passenger trips did your agency provide during the most recent 12-month period? (For example, a one-way trip is from home to work. The round trip counts as two one-way trips.) Estimates are acceptable.

1000

Q11 What percentage (approximately) of your total annual one-way trips are for agency consumers and what percentage are for the general public? Estimates are acceptable.

Percentage of trips that are for agency consumers	1000
Percentage of trips that are for the general public	1200

Q12 How many total hours of transportation service did your agency provide during the most recent 12-month period? (For example, if you run 3 vehicles per day for 8 hours per day, that is 24 hours of service for one day.) Estimates are acceptable.

600

Q13 How many total miles of transportation service did your agency provide during the most recent 12-month period? (Estimates are acceptable.)

1200

Nevada Transportation Provider Survey

Q14 What are the top destinations for your transportation program? Please list up to 10. For example, top destinations might include hospitals, day services programs, dialysis clinics, schools, major employers or shopping centers. Please include the name, type of place, street and town (example: Target - store - Hwy 31 - Carson City).

- | | |
|----|----------------------|
| 1. | Post Office |
| 2. | Grocery Store |
| 3. | Doctor |
| 4. | Banks |

Page 4: ANNUAL EXPENDITURES AND REVENUES

Q15 Does your agency charge a fare or donation for transportation?

Fare,

Donation,

If yes to fare, what is the fare structure?:

2.00 local ride, 5.00 for nearby community

Q16 Does your agency make any payments to third parties (another public or private transportation provider) to pay for transportation for consumers of your agency?

No

Q17 What are the beginning and ending dates of your organization's fiscal year?

Beginning: **July 1**

Ending: **June 30**

Q18 How much are your transportation OPERATING revenues (enter estimated or actual dollar amount)? Please list each individually.

Fares collected directly from passengers (cash or tickets)	100.00
City/Town/County government appropriations	37000
Grants received from Title III-B (Older Americans Act)	11000
Passenger donations	50.00
TOTAL	49000

Q19 Did you receive any CAPITAL revenues during FY 2018 or 2017 for transportation (e.g., facilities, vehicles, technology, etc.)? Please list the individual estimated or actual dollar amounts in each category.

TOTAL **0**

Nevada Transportation Provider Survey

Q20 Approximately how much money did your agency spend providing transportation during the most recent fiscal year? (Please include staff time, fuel, maintenance, insurance, dispatching, scheduling, reporting, and all other transportation related expenses)

Transportation Administration **20000**
(i.e. director, manager)
Transportation Operations **17000**
(i.e., fuel, drivers, insurance)
Transportation Maintenance **900**
(i.e., facilities, mechanics and equipment)

Page 5: SERVICE AREA, HOURS, ELIGIBILITY AND SCHEDULING

Q21 What is the geographic area that you serve?

Anywhere within the primary county indicated in question #1 (answer yes or no) **NO**

Only within specific city or town limits (please name each community served if not providing county-wide service): **Yes**

Q22 What are the hours and days of operation for your transportation services? (Please list the times of the beginning and ending of services for each day of the week)

Monday	10:30 a.m. to 5:00 p.m.
Tuesday	10:30 a.m. to 5:00 p.m.
Wednesday	10:30 a.m. to 5:00 p.m.
Thursday	10:30 a.m. to 5:00 p.m.
Friday	10:30 a.m. to 5:00 p.m.

Q23 Are there eligibility requirements for individuals to be able to use your transportation services? **No**

Q24 How do clients schedule rides with your agency? Please describe.

Phone

#7

COMPLETE

Collector: Web Link 1 (Web Link)
Started: Monday, May 14, 2018 11:53:49 AM
Last Modified: Monday, May 14, 2018 12:29:07 PM
Time Spent: 00:35:18
IP Address: 74.34.59.56

Page 1: ORGANIZATION CHARACTERISTICS AND SERVICES PROVIDED

Q1 Identification of Organization

Respondent's Name	Debra Campbell
Title	Director
Organization	Silver Sage Senior Center
Street Address	213 First St
City	Wells
State	Nv
ZIP	89835
Phone	775-752-3280
County	Elko
Respondent's E-mail	Wellsseniorcenter@frontier.com

Q2 Under what legal authority does your organization operate? **Public Agency**

Q3 Is transportation the primary function of your organization? **No**

Q4 What are the major functions/services of your organization? (Select all of the following options that apply) **Senior Citizen Programs and Services**

Page 2: TRANSPORTATION SERVICES PROVIDED

Q5 Does your organization directly operate transportation, or does it provide transportation through a different organization (for example, through a contract)? **We directly operate transportation services.**

Q6 In what manner does your organization provide transportation services? (Check all that apply.) **Fixed routes or flexible/deviated bus routes**

Nevada Transportation Provider Survey

Q7 Define the level of passenger assistance provided for users of your transportation service. (Select all of the following options that apply) **Drivers will assist passengers in and out of vehicles.**

Q8 A component of this study is the development of an accurate provider vehicle inventory. RLS will contact each provider and provide a vehicle inventory form for each provider to complete independent of this online survey. Please provide an e-mail address if you would like to receive the inventory form electronically.

E-mail **wellsseniorcenter@frontier.com**

Page 3: RIDERSHIP

Q9 Please provide your agency's annual statistics below. If possible, use data for the most recently completed 12-month period for which data is available. How many consumers are enrolled in each of the programs offered by your agency

Senior Nutrition **25**

Q10 How many one-way passenger trips did your agency provide during the most recent 12-month period? (For example, a one-way trip is from home to work. The round trip counts as two one-way trips.) Estimates are acceptable.

0

Q11 What percentage (approximately) of your total annual one-way trips are for agency consumers and what percentage are for the general public? Estimates are acceptable. **Respondent skipped this question**

Q12 How many total hours of transportation service did your agency provide during the most recent 12-month period? (For example, if you run 3 vehicles per day for 8 hours per day, that is 24 hours of service for one day.) Estimates are acceptable.

1097.7

Q13 How many total miles of transportation service did your agency provide during the most recent 12-month period? (Estimates are acceptable.)

11553.2

Nevada Transportation Provider Survey

Q14 What are the top destinations for your transportation program? Please list up to 10. For example, top destinations might include hospitals, day services programs, dialysis clinics, schools, major employers or shopping centers. Please include the name, type of place, street and town (example: Target - store - Hwy 31 - Carson City).

1. **Delivery of Meals to our Homebound**
 2. **Pick up Congregate for Nutrition**
 3. **Take Congregate to the Post office**
 4. **Take Congregate to the Store**
 5. **Weekly Trips to Elko for Shopping and Medical for Congregate**
 6. **Take Congregate to Social Events**
 7. **April -Oct a Monthly Trip to Twin Falls Idaho for Shopping and Medical. Weather Permitted**
-

Page 4: ANNUAL EXPENDITURES AND REVENUES

Q15 Does your agency charge a fare or donation for transportation?

Fare,

Donation,

If yes to fare, what is the fare structure?:

If the rider is under the age of 60 a fare is charged. If over 60 a donation is asked for

Q16 Does your agency make any payments to third parties (another public or private transportation provider) to pay for transportation for consumers of your agency?

No

Q17 What are the beginning and ending dates of your organization's fiscal year?

Beginning:

July

Ending:

June

Q18 How much are your transportation OPERATING revenues (enter estimated or actual dollar amount)? Please list each individually.

Grants received from Title III-B (Older Americans Act)

29000

Grants received from the Community Development or Social Services Block Grant program

14000

Nevada Transportation Provider Survey

Q19 Did you receive any CAPITAL revenues during FY 2018 or 2017 for transportation (e.g., facilities, vehicles, technology, etc.)? Please list the individual estimated or actual dollar amounts in each category.

FTA Section 5310	n/a
Fundraising	1000

<p>Q20 Approximately how much money did your agency spend providing transportation during the most recent fiscal year? (Please include staff time, fuel, maintenance, insurance, dispatching, scheduling, reporting, and all other transportation related expenses)</p>	<table style="width: 100%; border-collapse: collapse;"> <tr> <td style="width: 80%;">Transportation Administration (i.e. director, manager)</td> <td style="width: 20%; text-align: right;">10000</td> </tr> <tr> <td>Transportation Operations (i.e., fuel, drivers, insurance)</td> <td style="text-align: right;">10000</td> </tr> <tr> <td>Transportation Maintenance (i.e., facilities, mechanics and equipment)</td> <td style="text-align: right;">2000</td> </tr> </table>	Transportation Administration (i.e. director, manager)	10000	Transportation Operations (i.e., fuel, drivers, insurance)	10000	Transportation Maintenance (i.e., facilities, mechanics and equipment)	2000
Transportation Administration (i.e. director, manager)	10000						
Transportation Operations (i.e., fuel, drivers, insurance)	10000						
Transportation Maintenance (i.e., facilities, mechanics and equipment)	2000						

Page 5: SERVICE AREA, HOURS, ELIGIBILITY AND SCHEDULING

Q21 What is the geographic area that you serve?

Only within specific city or town limits (please name each community served if not providing county-wide service):	Wells
--	--------------

Q22 What are the hours and days of operation for your transportation services? (Please list the times of the beginning and ending of services for each day of the week)

Monday	10am- 3pm
Tuesday	10am -3pm
Wednesday	10am-3pm
Thursday	10am-3pm
Friday	8am-2pm
Saturday	closed
Sunday	closed

<p>Q23 Are there eligibility requirements for individuals to be able to use your transportation services?</p>	<p>No</p>
--	------------------

Q24 How do clients schedule rides with your agency? Please describe.

Call the Center to schedule with the director or driver

#8

COMPLETE

Collector: Web Link 1 (Web Link)
Started: Monday, May 14, 2018 12:36:54 PM
Last Modified: Monday, May 14, 2018 1:56:17 PM
Time Spent: 01:19:23
IP Address: 64.42.15.146

Page 1: ORGANIZATION CHARACTERISTICS AND SERVICES PROVIDED

Q1 Identification of Organization

Respondent's Name	Desiree Barnson
Title	Director
Organization	White Pine County Social Services - Ely Bus
Street Address	297 11th Street East, Suite 7
City	Ely
State	Nevada
ZIP	89301
Phone	17752936528
County	White Pine
Respondent's E-mail	Dbarnson@whitepinecountynv.gov
Website Address	297 11th Street East, Suite 7

Q2 Under what legal authority does your organization operate? **Public Agency**

Q3 Is transportation the primary function of your organization? **No**

Q4 What are the major functions/services of your organization? (Select all of the following options that apply)

Public Transportation,
Social Services,
Information/Referral,
Housing,
Senior Citizen Programs and Services

Page 2: TRANSPORTATION SERVICES PROVIDED

Nevada Transportation Provider Survey

Q5 Does your organization directly operate transportation, or does it provide transportation through a different organization (for example, through a contract)?

We provide transportation through purchased transportation from a third-party.

Q6 In what manner does your organization provide transportation services? (Check all that apply.)

Trips that require an advance reservation (also known as demand-response)

Q7 Define the level of passenger assistance provided for users of your transportation service. (Select all of the following options that apply)

Drivers will assist passengers in and out of vehicles.

Drivers will assist passengers to the entrance of their origin or destination.

Passengers are permitted to travel with their own personal care attendant or escort.

Q8 A component of this study is the development of an accurate provider vehicle inventory. RLS will contact each provider and provide a vehicle inventory form for each provider to complete independent of this online survey. Please provide an e-mail address if you would like to receive the inventory form electronically.

E-mail

dbarnson@whitepinecountynv.gov

Page 3: RIDERSHIP

Q9 Please provide your agency's annual statistics below. If possible, use data for the most recently completed 12-month period for which data is available. How many consumers are enrolled in each of the programs offered by your agency

Public Transportation	166
Senior Nutrition	52
Senior/Developmental Disabilities Activities	52

Q10 How many one-way passenger trips did your agency provide during the most recent 12-month period? (For example, a one-way trip is from home to work. The round trip counts as two one-way trips.) Estimates are acceptable.

13036

Q11 What percentage (approximately) of your total annual one-way trips are for agency consumers and what percentage are for the general public? Estimates are acceptable.

Percentage of trips that are for agency consumers	7844
Percentage of trips that are for the general public	5189

Nevada Transportation Provider Survey

Q12 How many total hours of transportation service did your agency provide during the most recent 12-month period? (For example, if you run 3 vehicles per day for 8 hours per day, that is 24 hours of service for one day.) Estimates are acceptable.

2470.5

Q13 How many total miles of transportation service did your agency provide during the most recent 12-month period? (Estimates are acceptable.)

32565

Q14 What are the top destinations for your transportation program? Please list up to 10. For example, top destinations might include hospitals, day services programs, dialysis clinics, schools, major employers or shopping centers. Please include the name, type of place, street and town (example: Target - store - Hwy 31 - Carson City).

1. **William Bee Ririe Health Clinic**
 2. **Ridleys**
 3. **Economy Drug**
 4. **White Pine Senior Center**
 5. **Low income apartment complexes (We have 3 properties)**
 6. **Hotel Nevada**
 7. **Head Start**
 8. **Mt Wheeler Power**
 9. **Ely City Hall**
 10. **Ely Family Dental**
-

Page 4: ANNUAL EXPENDITURES AND REVENUES

Q15 Does your agency charge a fare or donation for transportation?

Fare,

If yes to fare, what is the fare structure?:

\$1.00 a ride / requested senior donation of .50

Q16 Does your agency make any payments to third parties (another public or private transportation provider) to pay for transportation for consumers of your agency?

Yes,

If yes, what are payment (or contract) terms (please include the contract rate)?:

\$54.36 an hour

Nevada Transportation Provider Survey

Q17 What are the beginning and ending dates of your organization's fiscal year?

Beginning:	7/1
Ending:	6/30

Q18 How much are your transportation OPERATING revenues (enter estimated or actual dollar amount)? Please list each individually.

Fares collected directly from passengers (cash or tickets)	1752.00
Revenues or reimbursements collected from transportation provided for other organizations	2690.00
City/Town/County government appropriations	40000.00
FTA Section 5311 program (including funds for preventive maintenance)	93854.00
Grants received from Title III-B (Older Americans Act)	20000.00
Passenger donations	1265.50
Fundraising	5000.00
TOTAL	167023.50

Q19 Did you receive any CAPITAL revenues during FY 2018 or 2017 for transportation (e.g., facilities, vehicles, technology, etc.)? Please list the individual estimated or actual dollar amounts in each category.

TOTAL	0
-------	----------

<p>Q20 Approximately how much money did your agency spend providing transportation during the most recent fiscal year? (Please include staff time, fuel, maintenance, insurance, dispatching, scheduling, reporting, and all other transportation related expenses)</p>	<table style="width: 100%; border-collapse: collapse;"> <tr> <td style="width: 80%;">Transportation Administration (i.e. director, manager)</td> <td style="width: 20%; text-align: right;">15000</td> </tr> <tr> <td>Transportation Operations (i.e., fuel, drivers, insurance)</td> <td style="text-align: right;">125000</td> </tr> <tr> <td>Transportation Maintenance (i.e., facilities, mechanics and equipment)</td> <td style="text-align: right;">20000</td> </tr> </table>	Transportation Administration (i.e. director, manager)	15000	Transportation Operations (i.e., fuel, drivers, insurance)	125000	Transportation Maintenance (i.e., facilities, mechanics and equipment)	20000
Transportation Administration (i.e. director, manager)	15000						
Transportation Operations (i.e., fuel, drivers, insurance)	125000						
Transportation Maintenance (i.e., facilities, mechanics and equipment)	20000						

Nevada Transportation Provider Survey

Q21 What is the geographic area that you serve?

Anywhere within the primary county indicated in question #1
(answer yes or no) **no**

Only within specific city or town limits (please name each
community served if not providing county-wide service): **Ely, McGill, Ruth**

Other counties (please list other counties served) **n/a**

Statewide (answer yes or no) **no**

Across state lines (please list other states served) **no**

Q22 What are the hours and days of operation for your transportation services? (Please list the times of the beginning and ending of services for each day of the week)

Monday **7:30 - 5:00**

Tuesday **7:30 - 5:00**

Wednesday **7:30 - 5:00**

Thursday **7:30 - 5:00**

Friday **7:30 - 5:00**

Q23 Are there eligibility requirements for individuals to
be able to use your transportation services? **No**

Q24 How do clients schedule rides with your agency? Please describe.

The call the office to schedule a ride. We request to schedule 24 hours in advance if possible.

#9

COMPLETE

Collector: Web Link 1 (Web Link)
Started: Wednesday, May 16, 2018 3:40:48 PM
Last Modified: Wednesday, May 16, 2018 4:01:39 PM
Time Spent: 00:20:51
IP Address: 69.29.125.222

Page 1: ORGANIZATION CHARACTERISTICS AND SERVICES PROVIDED

Q1 Identification of Organization

Respondent's Name	Sandra Stanko
Title	Program Director
Organization	MTM
Street Address	750 Pilot Road, Suite G & H
City	Las Vegas
State	Nevada
ZIP	89119
Phone	702 323-7708
County	Clark
Respondent's E-mail	sstanko@mtm-inc.net
Website Address	www.mtm-inc.net - Nevada site

Q2 Under what legal authority does your organization operate? Other (please specify):
 Broker for Nevada
 Medicaid

Q3 Is transportation the primary function of your organization? **Yes**

Nevada Transportation Provider Survey

Q4 What are the major functions/services of your organization? (Select all of the following options that apply)

Public Transportation,
Health Care/Medical Center,
Counseling,
Day Treatment,
Rehabilitation Services ,
Diagnosis/Evaluation,
Mental Health Services ,
Other (please specify):
Medicaid

Page 2: TRANSPORTATION SERVICES PROVIDED

Q5 Does your organization directly operate transportation, or does it provide transportation through a different organization (for example, through a contract)?

We provide transportation through purchased transportation from a third-party.

Q6 In what manner does your organization provide transportation services? (Check all that apply.)

Trips that require an advance reservation (also known as demand-response)
,
Agency purchases tickets, tokens, passes from other transportation providers
,
Agency reimburses mileage or auto expenses paid to employees, clients, families, or friends
,
Volunteer drivers provide transportation ,
Fixed routes or flexible/deviated bus routes

Nevada Transportation Provider Survey

Q7 Define the level of passenger assistance provided for users of your transportation service. (Select all of the following options that apply)

Drivers will assist passengers in and out of vehicles.

Drivers will assist passengers to the entrance of their origin or destination.

Drivers will assist passengers in and out of buildings.

Passengers are permitted to travel with their own personal care attendant or escort.

Q8 A component of this study is the development of an accurate provider vehicle inventory. RLS will contact each provider and provide a vehicle inventory form for each provider to complete independent of this online survey. Please provide an e-mail address if you would like to receive the inventory form electronically.

Respondent skipped this question

Page 3: RIDERSHIP

Q9 Please provide your agency's annual statistics below. If possible, use data for the most recently completed 12-month period for which data is available. How many consumers are enrolled in each of the programs offered by your agency

Public Transportation	287,149
Adult Day Care	34,934
Day Program	11,151
Counseling Sessions	22,268
Medical Appointments	433,017

Q10 How many one-way passenger trips did your agency provide during the most recent 12-month period? (For example, a one-way trip is from home to work. The round trip counts as two one-way trips.) Estimates are acceptable.

1,800,000

Q11 What percentage (approximately) of your total annual one-way trips are for agency consumers and what percentage are for the general public? Estimates are acceptable.

Percentage of trips that are for the general public **100% Medicaid**

Nevada Transportation Provider Survey

Q12 How many total hours of transportation service did your agency provide during the most recent 12-month period? (For example, if you run 3 vehicles per day for 8 hours per day, that is 24 hours of service for one day.) Estimates are acceptable.

N/A

Q13 How many total miles of transportation service did your agency provide during the most recent 12-month period? (Estimates are acceptable.)

16,030,224

Q14 What are the top destinations for your transportation program? Please list up to 10. For example, top destinations might include hospitals, day services programs, dialysis clinics, schools, major employers or shopping centers. Please include the name, type of place, street and town (example: Target - store - Hwy 31 - Carson City).

- | | |
|-----|--|
| 1. | Adult Day Care |
| 2. | Counselor Appointments |
| 3. | Drug Rehab Appointments |
| 4. | Vocational Rehab Appointments |
| 5. | Specialist medical appointments |
| 6. | Dialysis |
| 7. | Primary care physician medical appointments |
| 8. | Pain Management medical appointments |
| 9. | Dental appointments |
| 10. | Radiology services |
-

Page 4: ANNUAL EXPENDITURES AND REVENUES

Q15 Does your agency charge a fare or donation for transportation? **None of the above**

Q16 Does your agency make any payments to third parties (another public or private transportation provider) to pay for transportation for consumers of your agency? **Yes,**
If yes, what are payment (or contract) terms (please include the contract rate)?:
varies - 12.50 base plus mileage

Q17 What are the beginning and ending dates of your organization's fiscal year?

Beginning: **July**
Ending: **June**

Nevada Transportation Provider Survey

Q18 How much are your transportation OPERATING revenues (enter estimated or actual dollar amount)? Please list each individually.

Fares collected directly from passengers (cash or tickets)	N/A
Payments received from Medicaid	100%

Q19 Did you receive any CAPITAL revenues during FY 2018 or 2017 for transportation (e.g., facilities, vehicles, technology, etc.)? Please list the individual estimated or actual dollar amounts in each category.

FTA Section 5310	N/A
------------------	------------

<p>Q20 Approximately how much money did your agency spend providing transportation during the most recent fiscal year? (Please include staff time, fuel, maintenance, insurance, dispatching, scheduling, reporting, and all other transportation related expenses)</p>	<p>Respondent skipped this question</p>
--	--

Page 5: SERVICE AREA, HOURS, ELIGIBILITY AND SCHEDULING

Q21 What is the geographic area that you serve?

Anywhere within the primary county indicated in question #1 (answer yes or no)	Nevada
Statewide (answer yes or no)	Yes

Q22 What are the hours and days of operation for your transportation services? (Please list the times of the beginning and ending of services for each day of the week)

Monday	24 hrs
Tuesday	24 hrs
Wednesday	24 hrs
Thursday	24 hrs
Friday	24 hrs
Saturday	24 hrs
Sunday	24 hrs

<p>Q23 Are there eligibility requirements for individuals to be able to use your transportation services?</p>	<p>Yes, If yes, what are the eligibility/qualification standards or requirements?: Medicaid</p>
--	--

Nevada Transportation Provider Survey

Q24 How do clients schedule rides with your agency? Please describe.

Member calls the Contact Center to schedule transportation

#10

COMPLETE

Collector: Web Link 1 (Web Link)
Started: Monday, May 21, 2018 1:31:18 PM
Last Modified: Monday, May 21, 2018 5:02:58 PM
Time Spent: 03:31:40
IP Address: 64.113.172.10

Page 1: ORGANIZATION CHARACTERISTICS AND SERVICES PROVIDED

Q1 Identification of Organization

Respondent's Name	Cathy Lucero
Title	Operations Manager
Organization	Churchill Area Regional Transportation, C.A.R.T.
Street Address	310 E. Court Street
City	Fallon
State	Nevada
ZIP	89406
Phone	(775) 428-2988
County	Churchill
Respondent's E-mail	cart@phonewave.net AND cart89406@outlook.com
Website Address	www.cart4aride.com

Q2 Under what legal authority does your organization operate? **Other (please specify): 501 c3 non profit**

Q3 Is transportation the primary function of your organization? **Yes**

Q4 What are the major functions/services of your organization? (Select all of the following options that apply) **Public Transportation**

Page 2: TRANSPORTATION SERVICES PROVIDED

Q5 Does your organization directly operate transportation, or does it provide transportation through a different organization (for example, through a contract)? **We directly operate transportation services.**

Nevada Transportation Provider Survey

Q6 In what manner does your organization provide transportation services? (Check all that apply.)

Trips that require an advance reservation (also known as demand-response)

,

Fixed routes or flexible/deviated bus routes

Q7 Define the level of passenger assistance provided for users of your transportation service. (Select all of the following options that apply)

Drivers will assist passengers in and out of vehicles.

Drivers will assist passengers to the entrance of their origin or destination.

,

Passengers are permitted to travel with their own personal care attendant or escort.

Q8 A component of this study is the development of an accurate provider vehicle inventory. RLS will contact each provider and provide a vehicle inventory form for each provider to complete independent of this online survey. Please provide an e-mail address if you would like to receive the inventory form electronically.

E-mail

cart@phonewave.net AND cart89406@outlook.com

Page 3: RIDERSHIP

Q9 Please provide your agency's annual statistics below. If possible, use data for the most recently completed 12-month period for which data is available. How many consumers are enrolled in each of the programs offered by your agency

Public Transportation

1,500 approx.

Q10 How many one-way passenger trips did your agency provide during the most recent 12-month period? (For example, a one-way trip is from home to work. The round trip counts as two one-way trips.) Estimates are acceptable.

17,707

Q11 What percentage (approximately) of your total annual one-way trips are for agency consumers and what percentage are for the general public? Estimates are acceptable.

Percentage of trips that are for the general public

100 %

Q12 How many total hours of transportation service did your agency provide during the most recent 12-month period? (For example, if you run 3 vehicles per day for 8 hours per day, that is 24 hours of service for one day.) Estimates are acceptable.

5,509.55

Nevada Transportation Provider Survey

Q13 How many total miles of transportation service did your agency provide during the most recent 12-month period? (Estimates are acceptable.)

75,053

Q14 What are the top destinations for your transportation program? Please list up to 10. For example, top destinations might include hospitals, day services programs, dialysis clinics, schools, major employers or shopping centers. Please include the name, type of place, street and town (example: Target - store - Hwy 31 - Carson City).

1. **DaVita Dialysis center 1103 New River Pkwy. Fallon, NV. 89406**
 2. **Banner Hospital 801 E. Williams Ave. Fallon, NV. 89406**
 3. **Wal Mart-store- 2333 Reno Hwy. Fallon, NV 89406**
 4. **William N. Pennington Life Center-Senior Center- 952 S. Maine Fallon, NV. 89406**
 5. **Out of Egypt-food pantry- 1075 Taylor Pl. Fallon, NV. 89406**
 6. **Renown - Medical/Lab clinic 560 E. Williams Ave. Fallon, NV. 89406**
 7. **Humboldt Shredders - workshop for persons with disabilities - 290 S. Maine Fallon, NV. 89406**
 8. **Safeway - store - 890 W. Williams Ave. Fallon, NV. 89406**
 9. **Washington Federal, US Bank, Wells Fargo - various area banks - Fallon, NV. 89406**
 10. **VA Clinic 1020 New River Pkwy. Fallon, NV. 89406**
-

Page 4: ANNUAL EXPENDITURES AND REVENUES

Q15 Does your agency charge a fare or donation for transportation?

Fare,

Donation,

If yes to fare, what is the fare structure?:

\$ 3.00 per ride for General riders, \$ 2.00 suggested donation for persons 60 years of age or older

Q16 Does your agency make any payments to third parties (another public or private transportation provider) to pay for transportation for consumers of your agency?

No

Nevada Transportation Provider Survey

Q17 What are the beginning and ending dates of your organization's fiscal year?

Beginning:	10/01
Ending:	09/30

Q18 How much are your transportation OPERATING revenues (enter estimated or actual dollar amount)? Please list each individually.

Fares collected directly from passengers (cash or tickets)	\$ 9,697.94
Revenues or reimbursements collected from transportation provided for other organizations	\$ 0.00
City/Town/County government appropriations	\$ 55,000.00
State government appropriation	\$ 23,600.00
Federal Transit Administration (FTA) Section 5310 program	\$ 0.00
FTA Section 5311 program (including funds for preventive maintenance)	292,689.00
Grants received from Title III-B (Older Americans Act)	\$ 0.00
Payments received from Medicaid	\$ 0.00
Grants received from the Community Development or Social Services Block Grant program	\$ 0.00
Passenger donations	\$ 8,912.45
Fundraising	\$ 0.00
Contributions from Charitable Foundations, etc.	\$ 0.00
Other, not listed above (please explain)	\$ 0.00
TOTAL	\$ 389,899.39

Q19 Did you receive any CAPITAL revenues during FY 2018 or 2017 for transportation (e.g., facilities, vehicles, technology, etc.)? Please list the individual estimated or actual dollar amounts in each category.

FTA Section 5310	\$ 0.00
FTA Section 5339 Bus and Bus Facilities	\$ 0.00
FTA Section 5311 (excluding 5311 funds for preventive maintenance)	\$ 0.00
City/Town/County government appropriations	\$ 0.00
Passenger donations	\$ 0.00
Fundraising	\$ 0.00
Contributions from charitable foundations, etc.	\$ 0.00
Other, not listed (please explain)	\$ 0.00
TOTAL	\$ 0.00

Nevada Transportation Provider Survey

Q20 Approximately how much money did your agency spend providing transportation during the most recent fiscal year? (Please include staff time, fuel, maintenance, insurance, dispatching, scheduling, reporting, and all other transportation related expenses)

Respondent skipped this question

Page 5: SERVICE AREA, HOURS, ELIGIBILITY AND SCHEDULING

Q21 What is the geographic area that you serve?

Anywhere within the primary county indicated in question #1 (answer yes or no)

Yes

Only within specific city or town limits (please name each community served if not providing county-wide service):

15 mile radius from downtown Fallon, Nevada

Other counties (please list other counties served)

None

Statewide (answer yes or no)

No

Across state lines (please list other states served)

No

Q22 What are the hours and days of operation for your transportation services? (Please list the times of the beginning and ending of services for each day of the week)

Monday	7:00 a.m to 4:00 p.m.
Tuesday	7:00 a.m to 4:00 p.m.
Wednesday	7:00 a.m to 4:00 p.m.
Thursday	7:00 a.m to 4:00 p.m.
Friday	7:00 a.m to 4:00 p.m.
Saturday	closed
Sunday	closed

Q23 Are there eligibility requirements for individuals to be able to use your transportation services?

No

Q24 How do clients schedule rides with your agency? Please describe.

Clients may call for next day service or up to two weeks in advance. Same day rides are on availability.

#11

COMPLETE

Collector: Web Link 1 (Web Link)
Started: Tuesday, May 22, 2018 2:06:55 PM
Last Modified: Tuesday, May 22, 2018 3:13:55 PM
Time Spent: 01:07:00
IP Address: 71.89.232.56

Page 1: ORGANIZATION CHARACTERISTICS AND SERVICES PROVIDED

Q1 Identification of Organization

Respondent's Name	Susan Haas
Organization	Nevada Rural Counties RSVP Program, Inc.
Street Address	2621 Northgate Lane, Ste. 6
City	Carson City
State	NV
ZIP	89706
Phone	77568746802
County	Carson City
Respondent's E-mail	shaas@nvrsvp.com
Website Address	2621 Northgate Lane, Ste. 6

Q2 Under what legal authority does your organization operate? **Private nonprofit organization**

Q3 Is transportation the primary function of your organization? **No**

Q4 What are the major functions/services of your organization? (Select all of the following options that apply)

Social Services,
Nutrition,
Client-Only Transportation,
Senior Citizen Programs and Services,
 Other (please specify):
 Veterans services and suicide prevention/awareness

Page 2: TRANSPORTATION SERVICES PROVIDED

Nevada Transportation Provider Survey

Q5 Does your organization directly operate transportation, or does it provide transportation through a different organization (for example, through a contract)?

We directly operate transportation services.

Q6 In what manner does your organization provide transportation services? (Check all that apply.)

Trips that require an advance reservation (also known as demand-response)

,

Agency reimburses mileage or auto expenses paid to employees, clients, families, or friends

,

Volunteer drivers provide transportation

Q7 Define the level of passenger assistance provided for users of your transportation service. (Select all of the following options that apply)

Drivers will assist passengers in and out of vehicles.

Drivers will assist passengers to the entrance of their origin or destination.

,

Drivers will assist passengers in and out of buildings.

Passengers are permitted to travel with their own personal care attendant or escort.

Q8 A component of this study is the development of an accurate provider vehicle inventory. RLS will contact each provider and provide a vehicle inventory form for each provider to complete independent of this online survey. Please provide an e-mail address if you would like to receive the inventory form electronically.

E-mail

shaas@nvrsvp.com

Nevada Transportation Provider Survey

Q9 Please provide your agency's annual statistics below. If possible, use data for the most recently completed 12-month period for which data is available. How many consumers are enrolled in each of the programs offered by your agency

Public Transportation	0
Adult Day Care	0
Day Program	0
Community Employment	0
Senior Nutrition	50
Senior/Developmental Disabilities Activities	45
Social Activities	56
Medical Appointments	225

Q10 How many one-way passenger trips did your agency provide during the most recent 12-month period? (For example, a one-way trip is from home to work. The round trip counts as two one-way trips.) Estimates are acceptable.

4,230

Q11 What percentage (approximately) of your total annual one-way trips are for agency consumers and what percentage are for the general public? Estimates are acceptable.

Percentage of trips that are for agency consumers	100%
Percentage of trips that are for the general public	0%

Q12 How many total hours of transportation service did your agency provide during the most recent 12-month period? (For example, if you run 3 vehicles per day for 8 hours per day, that is 24 hours of service for one day.) Estimates are acceptable.

12,687

Q13 How many total miles of transportation service did your agency provide during the most recent 12-month period? (Estimates are acceptable.)

72,106

Nevada Transportation Provider Survey

Q14 What are the top destinations for your transportation program? Please list up to 10. For example, top destinations might include hospitals, day services programs, dialysis clinics, schools, major employers or shopping centers. Please include the name, type of place, street and town (example: Target - store - Hwy 31 - Carson City).

- | | |
|----|---|
| 1. | Senior Centers all counties |
| 2. | VA Regional Medical Center Reno |
| 3. | VA Hospital Elko |
| 4. | VA Hospital Las Vegas |
| 5. | Carson Tahoe Hospital |
| 6. | WalMart all Counties |
| 7. | Dr. Offices all Counties served |
| 8. | Pharmacies all counties served |
| 9. | Grocery stores all counties served |

Comments about these destinations (optional):

We currently do not keep data on exact location of service providers and social activities requested. Clients ask to be taken to the locations needed to access goods and services needed to maintain independence.

Page 4: ANNUAL EXPENDITURES AND REVENUES

Q15 Does your agency charge a fare or donation for transportation?

Donation,

If yes to fare, what is the fare structure?:

We ask for \$2 per trip; however is is a suggested donation.

Q16 Does your agency make any payments to third parties (another public or private transportation provider) to pay for transportation for consumers of your agency?

No

Q17 What are the beginning and ending dates of your organization's fiscal year?

Beginning:

January 1

Ending:

December 31

Q18 How much are your transportation OPERATING revenues (enter estimated or actual dollar amount)? Please list each individually.

State government appropriation	47881
Passenger donations	14469
Other, not listed above (please explain)	71
TOTAL	62421

Nevada Transportation Provider Survey

Q19 Did you receive any CAPITAL revenues during FY 2018 or 2017 for transportation (e.g., facilities, vehicles, technology, etc.)? Please list the individual estimated or actual dollar amounts in each category.

Other comments on organization capital revenues?

We receive Operational Support for our entire program from a wide range of entities such as Federal, State, local governments, foundations and fund raisers. We have multiple services to support elders, veterans, persons with disabilities and caregivers. The program that we are reporting on in this is our Transportation in vans.

Q20 Approximately how much money did your agency spend providing transportation during the most recent fiscal year? (Please include staff time, fuel, maintenance, insurance, dispatching, scheduling, reporting, and all other transportation related expenses)

Transportation Administration **20239**
(i.e. director, manager)
Transportation Scheduling and **13500**
Dispatching (ie. scheduler,
dispatcher, software)
Transportation Operations **24224**
(i.e., fuel, drivers, insurance)
Transportation Maintenance **8764**
(i.e., facilities, mechanics and
equipment)

Page 5: SERVICE AREA, HOURS, ELIGIBILITY AND SCHEDULING

Q21 What is the geographic area that you serve?

Statewide (answer yes or no)

Yes

Q22 What are the hours and days of operation for your transportation services? (Please list the times of the beginning and ending of services for each day of the week)

Monday	8am - 5pm
Tuesday	8am - 5pm
Wednesday	8am - 5pm
Thursday	8am - 5pm
Friday	8am - 5pm

Q23 Are there eligibility requirements for individuals to be able to use your transportation services?

Yes,
If yes, what are the eligibility/qualification standards or requirements?:
Elders or adults with a
disability.

Nevada Transportation Provider Survey

Q24 How do clients schedule rides with your agency? Please describe.

Telephone call to make appointment.

#12

INCOMPLETE

Collector: Web Link 1 (Web Link)
Started: Wednesday, May 23, 2018 4:35:40 PM
Last Modified: Wednesday, May 23, 2018 5:08:37 PM
Time Spent: 00:32:57
IP Address: 23.162.0.250

Page 1: ORGANIZATION CHARACTERISTICS AND SERVICES PROVIDED

Q1 Identification of Organization

Respondent's Name	Timaree Koscik
Title	Co-Manager
Organization	Nye County Senior Nutrition Inc.
Street Address	101 Radar Road
City	Tonopah
State	NV
ZIP	89049
Phone	775-482-7341
County	Nye
Respondent's E-mail	tkoscik@co.nye.nv.us

Q2 Under what legal authority does your organization operate? **Public Agency**

Q3 Is transportation the primary function of your organization? **Yes**

Q4 What are the major functions/services of your organization? (Select all of the following options that apply) **Nutrition, Client-Only Transportation, Senior Citizen Programs and Services**

Page 2: TRANSPORTATION SERVICES PROVIDED

Q5 Does your organization directly operate transportation, or does it provide transportation through a different organization (for example, through a contract)? **We directly operate transportation services.**

Nevada Transportation Provider Survey

Q6 In what manner does your organization provide transportation services? (Check all that apply.)

Trips that require an advance reservation (also known as demand-response)

Q7 Define the level of passenger assistance provided for users of your transportation service. (Select all of the following options that apply)

Drivers will assist passengers in and out of vehicles.

Drivers will assist passengers to the entrance of their origin or destination.

Drivers will assist passengers in and out of buildings.

Passengers are permitted to travel with their own personal care attendant or escort.

Q8 A component of this study is the development of an accurate provider vehicle inventory. RLS will contact each provider and provide a vehicle inventory form for each provider to complete independent of this online survey. Please provide an e-mail address if you would like to receive the inventory form electronically.

E-mail

tkoscik@co.nye.nv.us

Page 3: RIDERSHIP

Q9 Please provide your agency's annual statistics below. If possible, use data for the most recently completed 12-month period for which data is available. How many consumers are enrolled in each of the programs offered by your agency

Senior Nutrition	83
Training (employment, etc.)	1
Medical Appointments	94
Other:	26

Q10 How many one-way passenger trips did your agency provide during the most recent 12-month period? (For example, a one-way trip is from home to work. The round trip counts as two one-way trips.) Estimates are acceptable.

2

Q11 What percentage (approximately) of your total annual one-way trips are for agency consumers and what percentage are for the general public? Estimates are acceptable.

Percentage of trips that are for agency consumers	2
Percentage of trips that are for the general public	0

Nevada Transportation Provider Survey

Q12 How many total hours of transportation service did your agency provide during the most recent 12-month period? (For example, if you run 3 vehicles per day for 8 hours per day, that is 24 hours of service for one day.) Estimates are acceptable.

5441

Q13 How many total miles of transportation service did your agency provide during the most recent 12-month period? (Estimates are acceptable.)

125736

Q14 What are the top destinations for your transportation program? Please list up to 10. For example, top destinations might include hospitals, day services programs, dialysis clinics, schools, major employers or shopping centers. Please include the name, type of place, street and town (example: Target - store - Hwy 31 - Carson City).

1. **Various Dr's office - Las Vegas, Reno, Carson City, Fallon, Hawthorne, Pahrump, Bishop**
 2. **Various Hospitals - Las Vegas, Reno, Carson City, Fallon, Hawthorne, Bishop**
 3. **Various Grocery & Retail Stores - Las Vegas, Reno, Carson City, Fallon, Hawthorne, Pahrump, Bishop**
 4. **Scolari's Market - store - Hwy 95 - Tonopah**
 5. **Post Office - Hwy 95 - Tonopah**
 6. **Post Office - Hwy 95 - Beatty**
 7. **Family Dollar - Hwy 95 - Beatty**
 8. **Various Convenience Store - Beatty and Tonopah**
 9. **Nevada State Bank - Hwy 95 - Tonopah**
 10. **Senior Thrift Store - Florence Ave. - Tonopah**
-

Page 4: ANNUAL EXPENDITURES AND REVENUES

Q15 Does your agency charge a fare or donation for transportation?

Respondent skipped this question

Q16 Does your agency make any payments to third parties (another public or private transportation provider) to pay for transportation for consumers of your agency?

Respondent skipped this question

Q17 What are the beginning and ending dates of your organization's fiscal year?

Respondent skipped this question

Nevada Transportation Provider Survey

Q18 How much are your transportation OPERATING revenues (enter estimated or actual dollar amount)? Please list each individually.

Respondent skipped this question

Q19 Did you receive any CAPITAL revenues during FY 2018 or 2017 for transportation (e.g., facilities, vehicles, technology, etc.)? Please list the individual estimated or actual dollar amounts in each category.

Respondent skipped this question

Q20 Approximately how much money did your agency spend providing transportation during the most recent fiscal year? (Please include staff time, fuel, maintenance, insurance, dispatching, scheduling, reporting, and all other transportation related expenses)

Respondent skipped this question

Page 5: SERVICE AREA, HOURS, ELIGIBILITY AND SCHEDULING

Q21 What is the geographic area that you serve?

Respondent skipped this question

Q22 What are the hours and days of operation for your transportation services? (Please list the times of the beginning and ending of services for each day of the week)

Respondent skipped this question

Q23 Are there eligibility requirements for individuals to be able to use your transportation services?

Respondent skipped this question

Q24 How do clients schedule rides with your agency? Please describe.

Respondent skipped this question

#13

INCOMPLETE

Collector: Web Link 1 (Web Link)
Started: Monday, June 04, 2018 4:12:01 PM
Last Modified: Monday, June 04, 2018 4:25:48 PM
Time Spent: 00:13:47
IP Address: 12.231.150.94

Page 1: ORGANIZATION CHARACTERISTICS AND SERVICES PROVIDED

Q1 Identification of Organization

Respondent's Name	Sandi Smith
Title	Director
Organization	Battle Mtn. Senior Center
Street Address	365 E. 3th St.
City	Battle Mtn.
State	Nv.
ZIP	89820
Phone	775-635-56311
County	Lander
Respondent's E-mail	lcsp@bmnv.com

Q2 Under what legal authority does your organization operate? **Public Agency**

Q3 Is transportation the primary function of your organization? **No**

Q4 What are the major functions/services of your organization? (Select all of the following options that apply) **Senior Citizen Programs and Services**

Page 2: TRANSPORTATION SERVICES PROVIDED

Q5 Does your organization directly operate transportation, or does it provide transportation through a different organization (for example, through a contract)? **We directly operate transportation services.**

Q6 In what manner does your organization provide transportation services? (Check all that apply.) **Trips that require an advance reservation (also known as demand-response)**

Nevada Transportation Provider Survey

Q7 Define the level of passenger assistance provided for users of your transportation service. (Select all of the following options that apply)

We provide personal care attendants or escorts to those passengers who require such services.

Q8 A component of this study is the development of an accurate provider vehicle inventory. RLS will contact each provider and provide a vehicle inventory form for each provider to complete independent of this online survey. Please provide an e-mail address if you would like to receive the inventory form electronically.

E-mail

lcsbmnv.com

Page 3: RIDERSHIP

Q9 Please provide your agency's annual statistics below. If possible, use data for the most recently completed 12-month period for which data is available. How many consumers are enrolled in each of the programs offered by your agency

Respondent skipped this question

Q10 How many one-way passenger trips did your agency provide during the most recent 12-month period? (For example, a one-way trip is from home to work. The round trip counts as two one-way trips.) Estimates are acceptable.

Respondent skipped this question

Q11 What percentage (approximately) of your total annual one-way trips are for agency consumers and what percentage are for the general public? Estimates are acceptable.

Respondent skipped this question

Q12 How many total hours of transportation service did your agency provide during the most recent 12-month period? (For example, if you run 3 vehicles per day for 8 hours per day, that is 24 hours of service for one day.) Estimates are acceptable.

Respondent skipped this question

Q13 How many total miles of transportation service did your agency provide during the most recent 12-month period? (Estimates are acceptable.)

Respondent skipped this question

Q14 What are the top destinations for your transportation program? Please list up to 10. For example, top destinations might include hospitals, day services programs, dialysis clinics, schools, major employers or shopping centers. Please include the name, type of place, street and town (example: Target - store - Hwy 31 - Carson City).

Respondent skipped this question

Page 4: ANNUAL EXPENDITURES AND REVENUES

Q15 Does your agency charge a fare or donation for transportation? Respondent skipped this question

Q16 Does your agency make any payments to third parties (another public or private transportation provider) to pay for transportation for consumers of your agency? Respondent skipped this question

Q17 What are the beginning and ending dates of your organization's fiscal year? Respondent skipped this question

Q18 How much are your transportation OPERATING revenues (enter estimated or actual dollar amount)? Please list each individually. Respondent skipped this question

Q19 Did you receive any CAPITAL revenues during FY 2018 or 2017 for transportation (e.g., facilities, vehicles, technology, etc.)? Please list the individual estimated or actual dollar amounts in each category. Respondent skipped this question

Q20 Approximately how much money did your agency spend providing transportation during the most recent fiscal year? (Please include staff time, fuel, maintenance, insurance, dispatching, scheduling, reporting, and all other transportation related expenses) Respondent skipped this question

Page 5: SERVICE AREA, HOURS, ELIGIBILITY AND SCHEDULING

Q21 What is the geographic area that you serve? Respondent skipped this question

Q22 What are the hours and days of operation for your transportation services? (Please list the times of the beginning and ending of services for each day of the week) Respondent skipped this question

Q23 Are there eligibility requirements for individuals to be able to use your transportation services? Respondent skipped this question

Q24 How do clients schedule rides with your agency? Please describe. Respondent skipped this question

#14

INCOMPLETE

Collector: Web Link 1 (Web Link)
Started: Tuesday, June 05, 2018 4:48:11 PM
Last Modified: Tuesday, June 05, 2018 5:01:04 PM
Time Spent: 00:12:53
IP Address: 75.140.32.18

Page 1: ORGANIZATION CHARACTERISTICS AND SERVICES PROVIDED

Q1 Identification of Organization

Respondent's Name	Shayla Holmes
Title	Senior Services Division Manager
Organization	Lyon County Human Services
Street Address	620 Lake Ave
City	Silver Springs
State	NV
ZIP	89429
Phone	775-577-5009
County	Lyon
Respondent's E-mail	sholmes@lyon-county.org

Q2 Under what legal authority does your organization operate? **Public Agency**

Q3 Is transportation the primary function of your organization? **No**

Q4 What are the major functions/services of your organization? (Select all of the following options that apply)

Public Transportation,
Social Services,
Nutrition,
Information/Referral,
Recreational/Social,
Client-Only Transportation,
Senior Citizen Programs and Services

Page 2: TRANSPORTATION SERVICES PROVIDED

Q5 Does your organization directly operate transportation, or does it provide transportation through a different organization (for example, through a contract)?

We directly operate transportation services.

Q6 In what manner does your organization provide transportation services? (Check all that apply.)

Fixed routes or flexible/deviated bus routes

Q7 Define the level of passenger assistance provided for users of your transportation service. (Select all of the following options that apply)

Drivers will assist passengers in and out of vehicles.
Drivers will assist passengers to the entrance of their origin or destination.
Drivers will assist passengers in and out of buildings.

Q8 A component of this study is the development of an accurate provider vehicle inventory. RLS will contact each provider and provide a vehicle inventory form for each provider to complete independent of this online survey. Please provide an e-mail address if you would like to receive the inventory form electronically.

E-mail

sholmes@lyon-county.org

Page 3: RIDERSHIP

Q9 Please provide your agency's annual statistics below. If possible, use data for the most recently completed 12-month period for which data is available. How many consumers are enrolled in each of the programs offered by your agency

Respondent skipped this question

Q10 How many one-way passenger trips did your agency provide during the most recent 12-month period? (For example, a one-way trip is from home to work. The round trip counts as two one-way trips.) Estimates are acceptable.

Respondent skipped this question

Q11 What percentage (approximately) of your total annual one-way trips are for agency consumers and what percentage are for the general public? Estimates are acceptable.

Respondent skipped this question

Nevada Transportation Provider Survey

Q12 How many total hours of transportation service did your agency provide during the most recent 12-month period? (For example, if you run 3 vehicles per day for 8 hours per day, that is 24 hours of service for one day.) Estimates are acceptable.

Respondent skipped this question

Q13 How many total miles of transportation service did your agency provide during the most recent 12-month period? (Estimates are acceptable.)

Respondent skipped this question

Q14 What are the top destinations for your transportation program? Please list up to 10. For example, top destinations might include hospitals, day services programs, dialysis clinics, schools, major employers or shopping centers. Please include the name, type of place, street and town (example: Target - store - Hwy 31 - Carson City).

Respondent skipped this question

Page 4: ANNUAL EXPENDITURES AND REVENUES

Q15 Does your agency charge a fare or donation for transportation?

Respondent skipped this question

Q16 Does your agency make any payments to third parties (another public or private transportation provider) to pay for transportation for consumers of your agency?

Respondent skipped this question

Q17 What are the beginning and ending dates of your organization's fiscal year?

Respondent skipped this question

Q18 How much are your transportation OPERATING revenues (enter estimated or actual dollar amount)? Please list each individually.

Respondent skipped this question

Q19 Did you receive any CAPITAL revenues during FY 2018 or 2017 for transportation (e.g., facilities, vehicles, technology, etc.)? Please list the individual estimated or actual dollar amounts in each category.

Respondent skipped this question

Q20 Approximately how much money did your agency spend providing transportation during the most recent fiscal year? (Please include staff time, fuel, maintenance, insurance, dispatching, scheduling, reporting, and all other transportation related expenses)

Respondent skipped this question

Page 5: SERVICE AREA, HOURS, ELIGIBILITY AND SCHEDULING

Nevada Transportation Provider Survey

Q21 What is the geographic area that you serve?

Respondent skipped this question

Q22 What are the hours and days of operation for your transportation services? (Please list the times of the beginning and ending of services for each day of the week)

Respondent skipped this question

Q23 Are there eligibility requirements for individuals to be able to use your transportation services?

Respondent skipped this question

Q24 How do clients schedule rides with your agency?
Please describe.

Respondent skipped this question

#15

COMPLETE

Collector: Web Link 1 (Web Link)
Started: Wednesday, June 06, 2018 10:00:09 AM
Last Modified: Wednesday, June 06, 2018 10:42:38 AM
Time Spent: 00:42:29
IP Address: 12.183.171.219

Page 1: ORGANIZATION CHARACTERISTICS AND SERVICES PROVIDED

Q1 Identification of Organization

Respondent's Name	Lois Erquiaga
Title	Social Service Director
Organization	Battle Mountain Gen Hospita
Street Address	535 S. Humboldt Street
City	Battle Mountain
State	NV
ZIP	89820
Phone	7756352550
County	Lander
Respondent's E-mail	lerquiaga@bmgh.org
Website Address	bmgh.org

Q2 Under what legal authority does your organization operate? **Public Agency**

Q3 Is transportation the primary function of your organization? **No**

Q4 What are the major functions/services of your organization? (Select all of the following options that apply) **Health Care/Medical Center**

Page 2: TRANSPORTATION SERVICES PROVIDED

Q5 Does your organization directly operate transportation, or does it provide transportation through a different organization (for example, through a contract)? **We directly operate transportation services.**

Nevada Transportation Provider Survey

Q6 In what manner does your organization provide transportation services? (Check all that apply.)

Other (please specify):

Staff drive nursing home residents for medical and activities

Q7 Define the level of passenger assistance provided for users of your transportation service. (Select all of the following options that apply)

Drivers will assist passengers in and out of vehicles.

Drivers will assist passengers to the entrance of their origin or destination.

Drivers will assist passengers in and out of buildings.

We provide personal care attendants or escorts to those passengers who require such services.

Passengers are permitted to travel with their own personal care attendant or escort.

Q8 A component of this study is the development of an accurate provider vehicle inventory. RLS will contact each provider and provide a vehicle inventory form for each provider to complete independent of this online survey. Please provide an e-mail address if you would like to receive the inventory form electronically.

E-mail

lerquiaga@bmgh.org

Page 3: RIDERSHIP

Q9 Please provide your agency's annual statistics below. If possible, use data for the most recently completed 12-month period for which data is available. How many consumers are enrolled in each of the programs offered by your agency

Social Activities **20 to 25**

Medical Appointments **20 to 25**

Q10 How many one-way passenger trips did your agency provide during the most recent 12-month period? (For example, a one-way trip is from home to work. The round trip counts as two one-way trips.) Estimates are acceptable.

192

Q11 What percentage (approximately) of your total annual one-way trips are for agency consumers and what percentage are for the general public? Estimates are acceptable.

Percentage of trips that are for agency consumers **100%**

Nevada Transportation Provider Survey

Q12 How many total hours of transportation service did your agency provide during the most recent 12-month period? (For example, if you run 3 vehicles per day for 8 hours per day, that is 24 hours of service for one day.) Estimates are acceptable.

1 bus used 32 times in 2017, average 1.75 hours per trip=56

Q13 How many total miles of transportation service did your agency provide during the most recent 12-month period? (Estimates are acceptable.)

2180

Q14 What are the top destinations for your transportation program? Please list up to 10. For example, top destinations might include hospitals, day services programs, dialysis clinics, schools, major employers or shopping centers. Please include the name, type of place, street and town (example: Target - store - Hwy 31 - Carson City).

1. **Battle Mountain High School sports fields/gyms - Battle Mountain**
 2. **Battle Mountain Dentist - Hwy 305- Battle Mountain**
 3. **Medical Specialists in Reno, Nevada**
 4. **Medical Specialists in Elko, Nevada**
 5. **Medical Specialists in Winnemucca, Nevada**
 6. **Social Security office in Elko, Nevada**
 7. **Battle Mountain Museum**
 8. **Battle Mountain parks**
 9. **Battle Mountain grocery stores**
 10. **Battle Mountain pharmacy or dollar store**
-

Page 4: ANNUAL EXPENDITURES AND REVENUES

Q15 Does your agency charge a fare or donation for transportation? **None of the above**

Q16 Does your agency make any payments to third parties (another public or private transportation provider) to pay for transportation for consumers of your agency? **No**

Q17 What are the beginning and ending dates of your organization's fiscal year?

Beginning: **July 1**
Ending: **June 30**

Nevada Transportation Provider Survey

Q18 How much are your transportation OPERATING revenues (enter estimated or actual dollar amount)? Please list each individually.

TOTAL 0

Q19 Did you receive any CAPITAL revenues during FY 2018 or 2017 for transportation (e.g., facilities, vehicles, technology, etc.)? Please list the individual estimated or actual dollar amounts in each category.

TOTAL 0

Q20 Approximately how much money did your agency spend providing transportation during the most recent fiscal year? (Please include staff time, fuel, maintenance, insurance, dispatching, scheduling, reporting, and all other transportation related expenses)

Transportation Administration 0
(i.e. director, manager)
Transportation Scheduling and
Dispatching (ie. scheduler,
dispatcher, software)
Transportation Operations 5840
(i.e., fuel, drivers, insurance)
Transportation Maintenance 85
(i.e., facilities, mechanics and
equipment)

Page 5: SERVICE AREA, HOURS, ELIGIBILITY AND SCHEDULING

Q21 What is the geographic area that you serve?

Anywhere within the primary county indicated in question #1
(answer yes or no) **yes**

Q22 What are the hours and days of operation for your transportation services? (Please list the times of the beginning and ending of services for each day of the week)

Monday **Whenever a resident has a need, no schedule**

Q23 Are there eligibility requirements for individuals to be able to use your transportation services?

Yes,
If yes, what are the eligibility/qualification standards or requirements?:
Resident of our nursing
home

Q24 How do clients schedule rides with your agency? Please describe.

They don't. The nurse or social services makes appointments for the residents and finds a driver as needed

#16

INCOMPLETE

Collector: Web Link 1 (Web Link)
Started: Friday, June 08, 2018 3:09:55 PM
Last Modified: Friday, June 08, 2018 3:43:46 PM
Time Spent: 00:33:51
IP Address: 75.140.32.18

Page 1: ORGANIZATION CHARACTERISTICS AND SERVICES PROVIDED

Q1 Identification of Organization

Respondent's Name	Shayla Holmes
Title	S
Organization	Lyon County Human Services
Street Address	620 Lake Ave
City	Silver Springs
State	NV
ZIP	89429
Phone	7755775009
County	Lyon
Respondent's E-mail	sholmes@lyon-county.org

Q2 Under what legal authority does your organization operate?	Public Agency
--	----------------------

Q3 Is transportation the primary function of your organization?	No
--	-----------

Nevada Transportation Provider Survey

Q4 What are the major functions/services of your organization? (Select all of the following options that apply)

- Public Transportation,
- Social Services,
- Nutrition,
- Employment,
- Income Assistance,
- Screening,
- Information/Referral,
- Recreational/Social,
- Housing,
- Senior Citizen Programs and Services

Page 2: TRANSPORTATION SERVICES PROVIDED

Q5 Does your organization directly operate transportation, or does it provide transportation through a different organization (for example, through a contract)?

We directly operate transportation services.

Q6 In what manner does your organization provide transportation services? (Check all that apply.)

Fixed routes or flexible/deviated bus routes

Q7 Define the level of passenger assistance provided for users of your transportation service. (Select all of the following options that apply)

Drivers will assist passengers in and out of vehicles.

Drivers will assist passengers to the entrance of their origin or destination.

Drivers will assist passengers in and out of buildings.

Passengers are permitted to travel with their own personal care attendant or escort.

Q8 A component of this study is the development of an accurate provider vehicle inventory. RLS will contact each provider and provide a vehicle inventory form for each provider to complete independent of this online survey. Please provide an e-mail address if you would like to receive the inventory form electronically.

E-mail

sholmes@lyon-county.org

Page 3: RIDERSHIP

Nevada Transportation Provider Survey

Q9 Please provide your agency's annual statistics below. If possible, use data for the most recently completed 12-month period for which data is available. How many consumers are enrolled in each of the programs offered by your agency

Senior Nutrition	1413
Senior/Developmental Disabilities Activities	1124
Medical Appointments	72

Q10 How many one-way passenger trips did your agency provide during the most recent 12-month period? (For example, a one-way trip is from home to work. The round trip counts as two one-way trips.) Estimates are acceptable.

4500

Q11 What percentage (approximately) of your total annual one-way trips are for agency consumers and what percentage are for the general public? Estimates are acceptable.

Percentage of trips that are for agency consumers	98%
Percentage of trips that are for the general public	2%

Q12 How many total hours of transportation service did your agency provide during the most recent 12-month period? (For example, if you run 3 vehicles per day for 8 hours per day, that is 24 hours of service for one day.) Estimates are acceptable.

4180

Q13 How many total miles of transportation service did your agency provide during the most recent 12-month period? (Estimates are acceptable.)

34000

Nevada Transportation Provider Survey

Q14 What are the top destinations for your transportation program? Please list up to 10. For example, top destinations might include hospitals, day services programs, dialysis clinics, schools, major employers or shopping centers. Please include the name, type of place, street and town (example: Target - store - Hwy 31 - Carson City).

- | | |
|-----|---|
| 1. | Dayton Senior Center |
| 2. | Fernley Senior Center |
| 3. | Silver Springs Senior Center |
| 4. | Yerington Senior Center |
| 5. | Davita Dialysis - Sparks NV |
| 6. | Liberty Dialysis- Sparks NV |
| 7. | VA Hospital Reno NV |
| 8. | Carson Tahoe Medical Group, Carson City NV |
| 9. | Wal-Mart, Fernley NV |
| 10. | Smiths, Dayton NV |
-

Page 4: ANNUAL EXPENDITURES AND REVENUES

Q15 Does your agency charge a fare or donation for transportation?	Respondent skipped this question
---	---

Q16 Does your agency make any payments to third parties (another public or private transportation provider) to pay for transportation for consumers of your agency?	Respondent skipped this question
--	---

Q17 What are the beginning and ending dates of your organization's fiscal year?	Respondent skipped this question
--	---

Q18 How much are your transportation OPERATING revenues (enter estimated or actual dollar amount)? Please list each individually.	Respondent skipped this question
--	---

Q19 Did you receive any CAPITAL revenues during FY 2018 or 2017 for transportation (e.g., facilities, vehicles, technology, etc.)? Please list the individual estimated or actual dollar amounts in each category.	Respondent skipped this question
---	---

Q20 Approximately how much money did your agency spend providing transportation during the most recent fiscal year? (Please include staff time, fuel, maintenance, insurance, dispatching, scheduling, reporting, and all other transportation related expenses)	Respondent skipped this question
---	---

Page 5: SERVICE AREA, HOURS, ELIGIBILITY AND SCHEDULING

Nevada Transportation Provider Survey

Q21 What is the geographic area that you serve?

Respondent skipped this question

Q22 What are the hours and days of operation for your transportation services? (Please list the times of the beginning and ending of services for each day of the week)

Respondent skipped this question

Q23 Are there eligibility requirements for individuals to be able to use your transportation services?

Respondent skipped this question

Q24 How do clients schedule rides with your agency?
Please describe.

Respondent skipped this question

#17

INCOMPLETE

Collector: Web Link 1 (Web Link)
Started: Thursday, June 14, 2018 11:39:10 AM
Last Modified: Thursday, June 14, 2018 11:41:35 AM
Time Spent: 00:02:25
IP Address: 12.33.12.2

Page 1: ORGANIZATION CHARACTERISTICS AND SERVICES PROVIDED

Q1 Identification of Organization

Respondent's Name	Niki Linn
Title	Human Services Coordinator
Organization	Humboldt County
Street Address	801 Fairgrounds Road
City	Winnemucca
State	Nevada
ZIP	89445
Phone	7756236342
County	Humboldt
Respondent's E-mail	niki.linn@hcnv.us
Website Address	www.hcnv.us

Q2 Under what legal authority does your organization operate? **Public Agency**

Q3 Is transportation the primary function of your organization? **No**

Q4 What are the major functions/services of your organization? (Select all of the following options that apply)

Social Services,
Information/Referral,
Housing,
Client-Only Transportation

Page 2: TRANSPORTATION SERVICES PROVIDED

Nevada Transportation Provider Survey

Q5 Does your organization directly operate transportation, or does it provide transportation through a different organization (for example, through a contract)?

Respondent skipped this question

Q6 In what manner does your organization provide transportation services? (Check all that apply.)

Respondent skipped this question

Q7 Define the level of passenger assistance provided for users of your transportation service. (Select all of the following options that apply)

Respondent skipped this question

Q8 A component of this study is the development of an accurate provider vehicle inventory. RLS will contact each provider and provide a vehicle inventory form for each provider to complete independent of this online survey. Please provide an e-mail address if you would like to receive the inventory form electronically.

Respondent skipped this question

Page 3: RIDERSHIP

Q9 Please provide your agency's annual statistics below. If possible, use data for the most recently completed 12-month period for which data is available. How many consumers are enrolled in each of the programs offered by your agency

Respondent skipped this question

Q10 How many one-way passenger trips did your agency provide during the most recent 12-month period? (For example, a one-way trip is from home to work. The round trip counts as two one-way trips.) Estimates are acceptable.

Respondent skipped this question

Q11 What percentage (approximately) of your total annual one-way trips are for agency consumers and what percentage are for the general public? Estimates are acceptable.

Respondent skipped this question

Q12 How many total hours of transportation service did your agency provide during the most recent 12-month period? (For example, if you run 3 vehicles per day for 8 hours per day, that is 24 hours of service for one day.) Estimates are acceptable.

Respondent skipped this question

Q13 How many total miles of transportation service did your agency provide during the most recent 12-month period? (Estimates are acceptable.)

Respondent skipped this question

Nevada Transportation Provider Survey

Q14 What are the top destinations for your transportation program? Please list up to 10. For example, top destinations might include hospitals, day services programs, dialysis clinics, schools, major employers or shopping centers. Please include the name, type of place, street and town (example: Target - store - Hwy 31 - Carson City). Respondent skipped this question

Page 4: ANNUAL EXPENDITURES AND REVENUES

Q15 Does your agency charge a fare or donation for transportation? Respondent skipped this question

Q16 Does your agency make any payments to third parties (another public or private transportation provider) to pay for transportation for consumers of your agency? Respondent skipped this question

Q17 What are the beginning and ending dates of your organization's fiscal year? Respondent skipped this question

Q18 How much are your transportation OPERATING revenues (enter estimated or actual dollar amount)? Please list each individually. Respondent skipped this question

Q19 Did you receive any CAPITAL revenues during FY 2018 or 2017 for transportation (e.g., facilities, vehicles, technology, etc.)? Please list the individual estimated or actual dollar amounts in each category. Respondent skipped this question

Q20 Approximately how much money did your agency spend providing transportation during the most recent fiscal year? (Please include staff time, fuel, maintenance, insurance, dispatching, scheduling, reporting, and all other transportation related expenses) Respondent skipped this question

Page 5: SERVICE AREA, HOURS, ELIGIBILITY AND SCHEDULING

Q21 What is the geographic area that you serve? Respondent skipped this question

Q22 What are the hours and days of operation for your transportation services? (Please list the times of the beginning and ending of services for each day of the week) Respondent skipped this question

Nevada Transportation Provider Survey

Q23 Are there eligibility requirements for individuals to be able to use your transportation services?

Respondent skipped this question

Q24 How do clients schedule rides with your agency?
Please describe.

Respondent skipped this question

#18

INCOMPLETE

Collector: Web Link 1 (Web Link)
Started: Thursday, June 14, 2018 12:19:15 PM
Last Modified: Thursday, June 14, 2018 12:20:43 PM
Time Spent: 00:01:28
IP Address: 134.197.137.200

Page 1: ORGANIZATION CHARACTERISTICS AND SERVICES PROVIDED

Q1 Identification of Organization

Respondent's Name	Becky Coleman
Title	Executive Director
Organization	Family Support Center
Street Address	51 E Haskell Street, Suite B
City	Winnemucca
State	Nevada
ZIP	89445
Phone	7756231888
County	Humboldt
Respondent's E-mail	bcoleman@thefamilysupportcenter.org
Website Address	www.thefamilysupportcenter.org

Q2 Under what legal authority does your organization operate? **Private nonprofit organization**

Q3 Is transportation the primary function of your organization? **No**

Nevada Transportation Provider Survey

Q4 What are the major functions/services of your organization? (Select all of the following options that apply)

Social Services

Counseling,

Diagnosis/Evaluation,

Screening,

Information/Referral,

Mental Health Services

Other (please specify):

Substance Abuse Treatment & Family Supportive Services

Page 2: TRANSPORTATION SERVICES PROVIDED

Q5 Does your organization directly operate transportation, or does it provide transportation through a different organization (for example, through a contract)?

We do not provide transportation services.

Q6 In what manner does your organization provide transportation services? (Check all that apply.)

None of the above

Q7 Define the level of passenger assistance provided for users of your transportation service. (Select all of the following options that apply)

Respondent skipped this question

Q8 A component of this study is the development of an accurate provider vehicle inventory. RLS will contact each provider and provide a vehicle inventory form for each provider to complete independent of this online survey. Please provide an e-mail address if you would like to receive the inventory form electronically.

Respondent skipped this question

Page 3: RIDERSHIP

Q9 Please provide your agency's annual statistics below. If possible, use data for the most recently completed 12-month period for which data is available. How many consumers are enrolled in each of the programs offered by your agency

Respondent skipped this question

Nevada Transportation Provider Survey

Q10 How many one-way passenger trips did your agency provide during the most recent 12-month period? (For example, a one-way trip is from home to work. The round trip counts as two one-way trips.) Estimates are acceptable.

Respondent skipped this question

Q11 What percentage (approximately) of your total annual one-way trips are for agency consumers and what percentage are for the general public? Estimates are acceptable.

Respondent skipped this question

Q12 How many total hours of transportation service did your agency provide during the most recent 12-month period? (For example, if you run 3 vehicles per day for 8 hours per day, that is 24 hours of service for one day.) Estimates are acceptable.

Respondent skipped this question

Q13 How many total miles of transportation service did your agency provide during the most recent 12-month period? (Estimates are acceptable.)

Respondent skipped this question

Q14 What are the top destinations for your transportation program? Please list up to 10. For example, top destinations might include hospitals, day services programs, dialysis clinics, schools, major employers or shopping centers. Please include the name, type of place, street and town (example: Target - store - Hwy 31 - Carson City).

Respondent skipped this question

Page 4: ANNUAL EXPENDITURES AND REVENUES

Q15 Does your agency charge a fare or donation for transportation?

Respondent skipped this question

Q16 Does your agency make any payments to third parties (another public or private transportation provider) to pay for transportation for consumers of your agency?

Respondent skipped this question

Q17 What are the beginning and ending dates of your organization's fiscal year?

Respondent skipped this question

Q18 How much are your transportation OPERATING revenues (enter estimated or actual dollar amount)? Please list each individually.

Respondent skipped this question

Nevada Transportation Provider Survey

Q19 Did you receive any CAPITAL revenues during FY 2018 or 2017 for transportation (e.g., facilities, vehicles, technology, etc.)? Please list the individual estimated or actual dollar amounts in each category.

Respondent skipped this question

Q20 Approximately how much money did your agency spend providing transportation during the most recent fiscal year? (Please include staff time, fuel, maintenance, insurance, dispatching, scheduling, reporting, and all other transportation related expenses)

Respondent skipped this question

Page 5: SERVICE AREA, HOURS, ELIGIBILITY AND SCHEDULING

Q21 What is the geographic area that you serve?

Respondent skipped this question

Q22 What are the hours and days of operation for your transportation services? (Please list the times of the beginning and ending of services for each day of the week)

Respondent skipped this question

Q23 Are there eligibility requirements for individuals to be able to use your transportation services?

Respondent skipped this question

Q24 How do clients schedule rides with your agency? Please describe.

Respondent skipped this question

#19

COMPLETE

Collector: Web Link 1 (Web Link)
Started: Thursday, June 14, 2018 11:54:25 AM
Last Modified: Thursday, June 14, 2018 12:21:11 PM
Time Spent: 00:26:46
IP Address: 12.33.12.2

Page 1: ORGANIZATION CHARACTERISTICS AND SERVICES PROVIDED

Q1 Identification of Organization

Respondent's Name	Niki Linn
Title	Human Services Coordinator
Organization	Humboldt County
Street Address	801 Fairgrounds Road
City	Winnemucca
State	Nevada
ZIP	89445
Phone	7756236342
County	Humboldt
Respondent's E-mail	niki.linn@hcnv.us
Website Address	www.hcnv.us

Q2 Under what legal authority does your organization operate? **Public Agency**

Q3 Is transportation the primary function of your organization? **No**

Q4 What are the major functions/services of your organization? (Select all of the following options that apply)

Social Services,
Information/Referral,
Housing,
Client-Only Transportation

Page 2: TRANSPORTATION SERVICES PROVIDED

Nevada Transportation Provider Survey

Q5 Does your organization directly operate transportation, or does it provide transportation through a different organization (for example, through a contract)?

We provide transportation through purchased transportation from a third-party.

Q6 In what manner does your organization provide transportation services? (Check all that apply.)

Agency purchases tickets, tokens, passes from other transportation providers

Q7 Define the level of passenger assistance provided for users of your transportation service. (Select all of the following options that apply)

Respondent skipped this question

Q8 A component of this study is the development of an accurate provider vehicle inventory. RLS will contact each provider and provide a vehicle inventory form for each provider to complete independent of this online survey. Please provide an e-mail address if you would like to receive the inventory form electronically.

E-mail

niki.linn@hcnv.us

Page 3: RIDERSHIP

Q9 Please provide your agency's annual statistics below. If possible, use data for the most recently completed 12-month period for which data is available. How many consumers are enrolled in each of the programs offered by your agency

Public Transportation

105

Q10 How many one-way passenger trips did your agency provide during the most recent 12-month period? (For example, a one-way trip is from home to work. The round trip counts as two one-way trips.) Estimates are acceptable.

105

Q11 What percentage (approximately) of your total annual one-way trips are for agency consumers and what percentage are for the general public? Estimates are acceptable.

Percentage of trips that are for agency consumers

105

Q12 How many total hours of transportation service did your agency provide during the most recent 12-month period? (For example, if you run 3 vehicles per day for 8 hours per day, that is 24 hours of service for one day.) Estimates are acceptable.

9,000

Nevada Transportation Provider Survey

Q13 How many total miles of transportation service did your agency provide during the most recent 12-month period? (Estimates are acceptable.)

9,000

Q14 What are the top destinations for your transportation program? Please list up to 10. For example, top destinations might include hospitals, day services programs, dialysis clinics, schools, major employers or shopping centers. Please include the name, type of place, street and town (example: Target - store - Hwy 31 - Carson City).

- 1. **Reno, NV**
 - 2. **Salt Lake City, UT**
 - 3. **Sacramento, CA**
- Comments about these destinations (optional): **My clients were transported by Greyhound to their home town**

Page 4: ANNUAL EXPENDITURES AND REVENUES

Q15 Does your agency charge a fare or donation for transportation? **None of the above**

Q16 Does your agency make any payments to third parties (another public or private transportation provider) to pay for transportation for consumers of your agency? **Yes,**
If yes, what are payment (or contract) terms (please include the contract rate)?:
Previously worked with Greyhound - paid fares for transients

Q17 What are the beginning and ending dates of your organization's fiscal year?

Beginning: **7/1/17**
Ending: **6/30/18**

Q18 How much are your transportation OPERATING revenues (enter estimated or actual dollar amount)? Please list each individually.

City/Town/County government appropriations **\$16,000**
TOTAL **\$16,000**

Q19 Did you receive any CAPITAL revenues during FY 2018 or 2017 for transportation (e.g., facilities, vehicles, technology, etc.)? Please list the individual estimated or actual dollar amounts in each category.

TOTAL **1**

Nevada Transportation Provider Survey

Q20 Approximately how much money did your agency spend providing transportation during the most recent fiscal year? (Please include staff time, fuel, maintenance, insurance, dispatching, scheduling, reporting, and all other transportation related expenses)

Transportation Administration **1500**
(i.e. director, manager)

Page 5: SERVICE AREA, HOURS, ELIGIBILITY AND SCHEDULING

Q21 What is the geographic area that you serve?

Anywhere within the primary county indicated in question #1
(answer yes or no)

Yes

Q22 What are the hours and days of operation for your transportation services? (Please list the times of the beginning and ending of services for each day of the week)

Monday	8 to 4:30
Tuesday	8 to 4:30
Wednesday	8 to 4:30
Thursday	8 to 4:30
Friday	8 to 4:30

Q23 Are there eligibility requirements for individuals to be able to use your transportation services?

Yes,
If yes, what are the eligibility/qualification standards or requirements?:
Must be transient/indigent and live outside of Humboldt County

Q24 How do clients schedule rides with your agency? Please describe.

They apply for service and if eligible, staff schedules the trip and provides a ticket or voucher for travel

#20

INCOMPLETE

Collector: Web Link 1 (Web Link)
Started: Thursday, June 14, 2018 12:50:18 PM
Last Modified: Thursday, June 14, 2018 12:53:49 PM
Time Spent: 00:03:31
IP Address: 104.187.207.189

Page 1: ORGANIZATION CHARACTERISTICS AND SERVICES PROVIDED

Q1 Identification of Organization

Respondent's Name	Patricia Tindall
Title	Director
Organization	Pleasant Senior Center
Street Address	1480 Lay St.
City	Winnemucca
State	NV
ZIP	89445
Phone	(775) 623-6211
County	Humboldt
Respondent's E-mail	hcsc@winnemucca.net
Website Address	none

Q2 Under what legal authority does your organization operate? **Private nonprofit organization**

Q3 Is transportation the primary function of your organization? **No**

Q4 What are the major functions/services of your organization? (Select all of the following options that apply)
Nutrition,
Information/Referral,
Recreational/Social,
Senior Citizen Programs and Services

Page 2: TRANSPORTATION SERVICES PROVIDED

Nevada Transportation Provider Survey

Q5 Does your organization directly operate transportation, or does it provide transportation through a different organization (for example, through a contract)?

We directly operate transportation services.

Q6 In what manner does your organization provide transportation services? (Check all that apply.)

Trips that require an advance reservation (also known as demand-response)

Q7 Define the level of passenger assistance provided for users of your transportation service. (Select all of the following options that apply)

Drivers will assist passengers in and out of vehicles.

We provide personal care attendants or escorts to those passengers who require such services.

Passengers are permitted to travel with their own personal care attendant or escort.

Q8 A component of this study is the development of an accurate provider vehicle inventory. RLS will contact each provider and provide a vehicle inventory form for each provider to complete independent of this online survey. Please provide an e-mail address if you would like to receive the inventory form electronically.

E-mail

hcsc@winnemucca.net

Page 3: RIDERSHIP

Q9 Please provide your agency's annual statistics below. If possible, use data for the most recently completed 12-month period for which data is available. How many consumers are enrolled in each of the programs offered by your agency

Respondent skipped this question

Q10 How many one-way passenger trips did your agency provide during the most recent 12-month period? (For example, a one-way trip is from home to work. The round trip counts as two one-way trips.) Estimates are acceptable.

Respondent skipped this question

Q11 What percentage (approximately) of your total annual one-way trips are for agency consumers and what percentage are for the general public? Estimates are acceptable.

Respondent skipped this question

Q12 How many total hours of transportation service did your agency provide during the most recent 12-month period? (For example, if you run 3 vehicles per day for 8 hours per day, that is 24 hours of service for one day.) Estimates are acceptable.

Respondent skipped this question

Nevada Transportation Provider Survey

Q13 How many total miles of transportation service did your agency provide during the most recent 12-month period? (Estimates are acceptable.) **Respondent skipped this question**

Q14 What are the top destinations for your transportation program? Please list up to 10. For example, top destinations might include hospitals, day services programs, dialysis clinics, schools, major employers or shopping centers. Please include the name, type of place, street and town (example: Target - store - Hwy 31 - Carson City). **Respondent skipped this question**

Page 4: ANNUAL EXPENDITURES AND REVENUES

Q15 Does your agency charge a fare or donation for transportation? **Respondent skipped this question**

Q16 Does your agency make any payments to third parties (another public or private transportation provider) to pay for transportation for consumers of your agency? **Respondent skipped this question**

Q17 What are the beginning and ending dates of your organization's fiscal year? **Respondent skipped this question**

Q18 How much are your transportation OPERATING revenues (enter estimated or actual dollar amount)? Please list each individually. **Respondent skipped this question**

Q19 Did you receive any CAPITAL revenues during FY 2018 or 2017 for transportation (e.g., facilities, vehicles, technology, etc.)? Please list the individual estimated or actual dollar amounts in each category. **Respondent skipped this question**

Q20 Approximately how much money did your agency spend providing transportation during the most recent fiscal year? (Please include staff time, fuel, maintenance, insurance, dispatching, scheduling, reporting, and all other transportation related expenses) **Respondent skipped this question**

Page 5: SERVICE AREA, HOURS, ELIGIBILITY AND SCHEDULING

Q21 What is the geographic area that you serve? **Respondent skipped this question**

Nevada Transportation Provider Survey

Q22 What are the hours and days of operation for your transportation services? (Please list the times of the beginning and ending of services for each day of the week)

Respondent skipped this question

Q23 Are there eligibility requirements for individuals to be able to use your transportation services?

Respondent skipped this question

Q24 How do clients schedule rides with your agency? Please describe.

Respondent skipped this question

#21

INCOMPLETE

Collector: Web Link 1 (Web Link)
Started: Thursday, June 14, 2018 3:11:36 PM
Last Modified: Thursday, June 14, 2018 3:26:31 PM
Time Spent: 00:14:55
IP Address: 76.237.142.93

Page 1: ORGANIZATION CHARACTERISTICS AND SERVICES PROVIDED

Q1 Identification of Organization

Respondent's Name	Barrie Medeiros
Title	Deputy Clerk Treasurer/Indigent Services
Organization	Pershing County Indigent Services
Street Address	398 Main St
City	Lovelock
State	NV
ZIP	89419
Phone	775-273-2208
County	Pershing
Respondent's E-mail	bmediros@pershingcounty.net
Website Address	pershingcounty.net

Q2 Under what legal authority does your organization operate? **Public Agency**

Q3 Is transportation the primary function of your organization? **No**

Q4 What are the major functions/services of your organization? (Select all of the following options that apply) **Other (please specify):
Food Bank Vouchers, Salvation Army Vouchers, Motel Vouchers and gas vouchers**

Page 2: TRANSPORTATION SERVICES PROVIDED

Q5 Does your organization directly operate transportation, or does it provide transportation through a different organization (for example, through a contract)? **We provide transportation through purchased transportation from a third-party.**

Nevada Transportation Provider Survey

Q6 In what manner does your organization provide transportation services? (Check all that apply.)

Trips that require an advance reservation (also known as demand-response)

Q7 Define the level of passenger assistance provided for users of your transportation service. (Select all of the following options that apply)

Respondent skipped this question

Q8 A component of this study is the development of an accurate provider vehicle inventory. RLS will contact each provider and provide a vehicle inventory form for each provider to complete independent of this online survey. Please provide an e-mail address if you would like to receive the inventory form electronically.

E-mail

bmedeiros@pershingcounty.net

Page 3: RIDERSHIP

Q9 Please provide your agency's annual statistics below. If possible, use data for the most recently completed 12-month period for which data is available. How many consumers are enrolled in each of the programs offered by your agency

Public Transportation	0
Adult Day Care	0
Day Program	0
Community Employment	0
Senior Nutrition	0
Senior/Developmental Disabilities Activities	0
Counseling Sessions	0
Training (employment, etc.)	0
Social Activities	0
Medical Appointments	0
Court Appointed Sessions	0
Other:	12

Q10 How many one-way passenger trips did your agency provide during the most recent 12-month period? (For example, a one-way trip is from home to work. The round trip counts as two one-way trips.) Estimates are acceptable.

12

Q11 What percentage (approximately) of your total annual one-way trips are for agency consumers and what percentage are for the general public? Estimates are acceptable.

Respondent skipped this question

Nevada Transportation Provider Survey

Q12 How many total hours of transportation service did your agency provide during the most recent 12-month period? (For example, if you run 3 vehicles per day for 8 hours per day, that is 24 hours of service for one day.) Estimates are acceptable.

Respondent skipped this question

Q13 How many total miles of transportation service did your agency provide during the most recent 12-month period? (Estimates are acceptable.)

Respondent skipped this question

Q14 What are the top destinations for your transportation program? Please list up to 10. For example, top destinations might include hospitals, day services programs, dialysis clinics, schools, major employers or shopping centers. Please include the name, type of place, street and town (example: Target - store - Hwy 31 - Carson City).

Respondent skipped this question

Page 4: ANNUAL EXPENDITURES AND REVENUES

Q15 Does your agency charge a fare or donation for transportation?

Respondent skipped this question

Q16 Does your agency make any payments to third parties (another public or private transportation provider) to pay for transportation for consumers of your agency?

Respondent skipped this question

Q17 What are the beginning and ending dates of your organization's fiscal year?

Respondent skipped this question

Q18 How much are your transportation OPERATING revenues (enter estimated or actual dollar amount)? Please list each individually.

Respondent skipped this question

Q19 Did you receive any CAPITAL revenues during FY 2018 or 2017 for transportation (e.g., facilities, vehicles, technology, etc.)? Please list the individual estimated or actual dollar amounts in each category.

Respondent skipped this question

Q20 Approximately how much money did your agency spend providing transportation during the most recent fiscal year? (Please include staff time, fuel, maintenance, insurance, dispatching, scheduling, reporting, and all other transportation related expenses)

Respondent skipped this question

Page 5: SERVICE AREA, HOURS, ELIGIBILITY AND SCHEDULING

Nevada Transportation Provider Survey

Q21 What is the geographic area that you serve?

Respondent skipped this question

Q22 What are the hours and days of operation for your transportation services? (Please list the times of the beginning and ending of services for each day of the week)

Respondent skipped this question

Q23 Are there eligibility requirements for individuals to be able to use your transportation services?

Respondent skipped this question

Q24 How do clients schedule rides with your agency?
Please describe.

Respondent skipped this question

#22

INCOMPLETE

Collector: Web Link 1 (Web Link)
Started: Thursday, June 14, 2018 5:12:12 PM
Last Modified: Thursday, June 14, 2018 5:15:37 PM
Time Spent: 00:03:25
IP Address: 12.49.24.2

Page 1: ORGANIZATION CHARACTERISTICS AND SERVICES PROVIDED

Q1 Identification of Organization

Respondent's Name	Pamela Coats
Title	Captain
Organization	Winnemucca Police Department
Street Address	500 E. Winnemucca Blvd
City	WINNEMUCCA
State	Nevada
ZIP	89445
Phone	7756236396
County	Nevada
Respondent's E-mail	wpd21@winnemuccacity.org
Website Address	500 E. Winnemucca Blvd

Q2 Under what legal authority does your organization operate? **Public Agency**

Q3 Is transportation the primary function of your organization? **No**

Q4 What are the major functions/services of your organization? (Select all of the following options that apply) **Other (please specify):
Law enforcement**

Page 2: TRANSPORTATION SERVICES PROVIDED

Q5 Does your organization directly operate transportation, or does it provide transportation through a different organization (for example, through a contract)? **We do not provide transportation services.**

Nevada Transportation Provider Survey

Q6 In what manner does your organization provide transportation services? (Check all that apply.)

None of the above

Q7 Define the level of passenger assistance provided for users of your transportation service. (Select all of the following options that apply)

Respondent skipped this question

Q8 A component of this study is the development of an accurate provider vehicle inventory. RLS will contact each provider and provide a vehicle inventory form for each provider to complete independent of this online survey. Please provide an e-mail address if you would like to receive the inventory form electronically.

Respondent skipped this question

Page 3: RIDERSHIP

Q9 Please provide your agency's annual statistics below. If possible, use data for the most recently completed 12-month period for which data is available. How many consumers are enrolled in each of the programs offered by your agency

Respondent skipped this question

Q10 How many one-way passenger trips did your agency provide during the most recent 12-month period? (For example, a one-way trip is from home to work. The round trip counts as two one-way trips.) Estimates are acceptable.

Respondent skipped this question

Q11 What percentage (approximately) of your total annual one-way trips are for agency consumers and what percentage are for the general public? Estimates are acceptable.

Respondent skipped this question

Q12 How many total hours of transportation service did your agency provide during the most recent 12-month period? (For example, if you run 3 vehicles per day for 8 hours per day, that is 24 hours of service for one day.) Estimates are acceptable.

Respondent skipped this question

Q13 How many total miles of transportation service did your agency provide during the most recent 12-month period? (Estimates are acceptable.)

Respondent skipped this question

Nevada Transportation Provider Survey

Q14 What are the top destinations for your transportation program? Please list up to 10. For example, top destinations might include hospitals, day services programs, dialysis clinics, schools, major employers or shopping centers. Please include the name, type of place, street and town (example: Target - store - Hwy 31 - Carson City)

Respondent skipped this question

Page 4: ANNUAL EXPENDITURES AND REVENUES

Q15 Does your agency charge a fare or donation for transportation?

Respondent skipped this question

Q16 Does your agency make any payments to third parties (another public or private transportation provider) to pay for transportation for consumers of your agency?

Respondent skipped this question

Q17 What are the beginning and ending dates of your organization's fiscal year?

Respondent skipped this question

Q18 How much are your transportation OPERATING revenues (enter estimated or actual dollar amount)? Please list each individually.

Respondent skipped this question

Q19 Did you receive any CAPITAL revenues during FY 2018 or 2017 for transportation (e.g., facilities, vehicles, technology, etc.)? Please list the individual estimated or actual dollar amounts in each category.

Respondent skipped this question

Q20 Approximately how much money did your agency spend providing transportation during the most recent fiscal year? (Please include staff time, fuel, maintenance, insurance, dispatching, scheduling, reporting, and all other transportation related expenses)

Respondent skipped this question

Page 5: SERVICE AREA, HOURS, ELIGIBILITY AND SCHEDULING

Q21 What is the geographic area that you serve?

Respondent skipped this question

Q22 What are the hours and days of operation for your transportation services? (Please list the times of the beginning and ending of services for each day of the week)

Respondent skipped this question

Nevada Transportation Provider Survey

Q23 Are there eligibility requirements for individuals to be able to use your transportation services?

Respondent skipped this question

Q24 How do clients schedule rides with your agency?
Please describe.

Respondent skipped this question

#23

COMPLETE

Collector: Web Link 1 (Web Link)
Started: Tuesday, June 19, 2018 1:40:57 PM
Last Modified: Tuesday, June 19, 2018 2:21:13 PM
Time Spent: 00:40:16
IP Address: 199.77.133.118

Page 1: ORGANIZATION CHARACTERISTICS AND SERVICES PROVIDED

Q1 Identification of Organization

Respondent's Name	Debbie Dauenhauer
Title	Executive Director
Organization	Southern Nevada Transit Coalition
Street Address	260 E. Laughlin Civic Drive
City	Laughlin
State	NV
ZIP	89029
Phone	702-298-4435
County	Clark
Respondent's E-mail	Sntced@ gmail.com
Website Address	Www.sntc.net

Q2 Under what legal authority does your organization operate? **Private nonprofit organization**

Q3 Is transportation the primary function of your organization? **Yes**

Q4 What are the major functions/services of your organization? (Select all of the following options that apply) **Public Transportation, Nutrition**

Page 2: TRANSPORTATION SERVICES PROVIDED

Q5 Does your organization directly operate transportation, or does it provide transportation through a different organization (for example, through a contract)? **We directly operate transportation services.**

Nevada Transportation Provider Survey

Q6 In what manner does your organization provide transportation services? (Check all that apply.)

Trips that require an advance reservation (also known as demand-response)

,

Fixed routes or flexible/deviated bus routes

Q7 Define the level of passenger assistance provided for users of your transportation service. (Select all of the following options that apply)

Drivers will assist passengers in and out of vehicles.

Drivers will assist passengers to the entrance of their origin or destination.

,

Drivers will assist passengers in and out of buildings.

Passengers are permitted to travel with their own personal care attendant or escort.

Q8 A component of this study is the development of an accurate provider vehicle inventory. RLS will contact each provider and provide a vehicle inventory form for each provider to complete independent of this online survey. Please provide an e-mail address if you would like to receive the inventory form electronically.

E-mail

Sntced@gmail.com

Page 3: RIDERSHIP

Q9 Please provide your agency's annual statistics below. If possible, use data for the most recently completed 12-month period for which data is available. How many consumers are enrolled in each of the programs offered by your agency

Public Transportation **4,500**

Senior Nutrition **52**

Q10 How many one-way passenger trips did your agency provide during the most recent 12-month period? (For example, a one-way trip is from home to work. The round trip counts as two one-way trips.) Estimates are acceptable.

250,000

Q11 What percentage (approximately) of your total annual one-way trips are for agency consumers and what percentage are for the general public? Estimates are acceptable.

Percentage of trips that are for the general public **100%**

Nevada Transportation Provider Survey

Q12 How many total hours of transportation service did your agency provide during the most recent 12-month period? (For example, if you run 3 vehicles per day for 8 hours per day, that is 24 hours of service for one day.) Estimates are acceptable.

34,398

Q13 How many total miles of transportation service did your agency provide during the most recent 12-month period? (Estimates are acceptable.)

45,240

Q14 What are the top destinations for your transportation program? Please list up to 10. For example, top destinations might include hospitals, day services programs, dialysis clinics, schools, major employers or shopping centers. Please include the name, type of place, street and town (example: Target - store - Hwy 31 - Carson City).

1. **Employment Laughlin and Mesquite**
 2. **Medical appts all locations**
 3. **Grocery stores other nutrition all locations**
 4. **Worship services all locations**
 5. **Social purposes all locations**
-

Page 4: ANNUAL EXPENDITURES AND REVENUES

Q15 Does your agency charge a fare or donation for transportation? **Fare, Donation**

Q16 Does your agency make any payments to third parties (another public or private transportation provider) to pay for transportation for consumers of your agency? **No**

Q17 What are the beginning and ending dates of your organization's fiscal year?

Beginning: **October**
Ending: **September**

Nevada Transportation Provider Survey

Q18 How much are your transportation OPERATING revenues (enter estimated or actual dollar amount)? Please list each individually.

Fares collected directly from passengers (cash or tickets)	376800
Revenues or reimbursements collected from transportation provided for other organizations	0
City/Town/County government appropriations	1400000
FTA Section 5311 program (including funds for preventive maintenance)	2700000
Grants received from Title III-B (Older Americans Act)	156000
Payments received from Medicaid	0
Grants received from the Community Development or Social Services Block Grant program	0
Passenger donations	14000
Fundraising	4500
Contributions from Charitable Foundations, etc.	0
Other, not listed above (please explain)	0
TOTAL	4651300

Q19 Did you receive any CAPITAL revenues during FY 2018 or 2017 for transportation (e.g., facilities, vehicles, technology, etc.)? Please list the individual estimated or actual dollar amounts in each category.

FTA Section 5339 Bus and Bus Facilities	75000
City/Town/County government appropriations	Laughlin
TOTAL	75000
Other comments on organization capital revenues?	0

Q20 Approximately how much money did your agency spend providing transportation during the most recent fiscal year? (Please include staff time, fuel, maintenance, insurance, dispatching, scheduling, reporting, and all other transportation related expenses)

Transportation Administration (i.e. director, manager)	220000
Transportation Scheduling and Dispatching (ie. scheduler, dispatcher, software)	125000
Transportation Operations (i.e., fuel, drivers, insurance)	2800000
Transportation Maintenance (i.e., facilities, mechanics and equipment)	352330

Nevada Transportation Provider Survey

Q21 What is the geographic area that you serve?

Anywhere within the primary county indicated in question #1
(answer yes or no)

No

Only within specific city or town limits (please name each
community served if not providing county-wide service):

**Laughlin Mesquite Boulder, sandy valley, searchlight
Indian Springs**

Q22 What are the hours and days of operation for your transportation services? (Please list the times of the beginning and ending of services for each day of the week)

Monday	12am 12pm
Tuesday	12am 12pm
Wednesday	12am 12pm
Thursday	12am 12pm
Friday	12am 12pm
Saturday	12am 12pm
Sunday	12am 12pm

Q23 Are there eligibility requirements for individuals to
be able to use your transportation services?

No

Q24 How do clients schedule rides with your agency? Please describe.

Fixed route no scheduling, demand response and paratransit calling dispatch

#24

INCOMPLETE

Collector: Web Link 1 (Web Link)
Started: Monday, June 25, 2018 12:23:55 PM
Last Modified: Monday, June 25, 2018 12:39:11 PM
Time Spent: 00:15:16
IP Address: 72.160.112.252

Page 1: ORGANIZATION CHARACTERISTICS AND SERVICES PROVIDED

Q1 Identification of Organization

Respondent's Name	Dorece A. McKinney
Title	Senior Citizens Program Director
Organization	SPT Senior Center Program
Street Address	1700 Gah-Nee Road
City	Owyhee
State	NV
ZIP	89832
Phone	7757573174
County	Elko
Respondent's E-mail	mckinney.dorecea@shopai.org
Website Address	Shoshone Paiute Tribes

Q2 Under what legal authority does your organization operate?

Other (please specify):
Shoshone-Paiute Tribes, Title VI Program

Q3 Is transportation the primary function of your organization?

No

Nevada Transportation Provider Survey

Q4 What are the major functions/services of your organization? (Select all of the following options that apply)

Public Transportation,
Health Care/Medical Center,
Nutrition,
Information/Referral,
Recreational/Social,
Senior Citizen Programs and Services ,
Other (please specify):
Homebound Meal Deliveries

Page 2: TRANSPORTATION SERVICES PROVIDED

Q5 Does your organization directly operate transportation, or does it provide transportation through a different organization (for example, through a contract)?

We directly operate transportation services.

Q6 In what manner does your organization provide transportation services? (Check all that apply.)

Trips that require an advance reservation (also known as demand-response) ,
Volunteer drivers provide transportation ,
Fixed routes or flexible/deviated bus routes ,
Other (please specify):
deliver meals to homebound seniors

Q7 Define the level of passenger assistance provided for users of your transportation service. (Select all of the following options that apply)

Drivers will assist passengers in and out of vehicles. ,
Drivers will assist passengers to the entrance of their origin or destination.
 ,
Drivers will assist passengers in and out of buildings.

Q8 A component of this study is the development of an accurate provider vehicle inventory. RLS will contact each provider and provide a vehicle inventory form for each provider to complete independent of this online survey. Please provide an e-mail address if you would like to receive the inventory form electronically.

E-mail

harney.alfred@shopai.org

Page 3: RIDERSHIP

Q9 Please provide your agency's annual statistics below. If possible, use data for the most recently completed 12-month period for which data is available. How many consumers are enrolled in each of the programs offered by your agency

Respondent skipped this question

Q10 How many one-way passenger trips did your agency provide during the most recent 12-month period? (For example, a one-way trip is from home to work. The round trip counts as two one-way trips.) Estimates are acceptable.

Respondent skipped this question

Q11 What percentage (approximately) of your total annual one-way trips are for agency consumers and what percentage are for the general public? Estimates are acceptable.

Respondent skipped this question

Q12 How many total hours of transportation service did your agency provide during the most recent 12-month period? (For example, if you run 3 vehicles per day for 8 hours per day, that is 24 hours of service for one day.) Estimates are acceptable.

Respondent skipped this question

Q13 How many total miles of transportation service did your agency provide during the most recent 12-month period? (Estimates are acceptable.)

Respondent skipped this question

Q14 What are the top destinations for your transportation program? Please list up to 10. For example, top destinations might include hospitals, day services programs, dialysis clinics, schools, major employers or shopping centers. Please include the name, type of place, street and town (example: Target - store - Hwy 31 - Carson City).

Respondent skipped this question

Page 4: ANNUAL EXPENDITURES AND REVENUES

Q15 Does your agency charge a fare or donation for transportation?

Respondent skipped this question

Q16 Does your agency make any payments to third parties (another public or private transportation provider) to pay for transportation for consumers of your agency?

Respondent skipped this question

Nevada Transportation Provider Survey

Q17 What are the beginning and ending dates of your organization's fiscal year? Respondent skipped this question

Q18 How much are your transportation OPERATING revenues (enter estimated or actual dollar amount)? Please list each individually. Respondent skipped this question

Q19 Did you receive any CAPITAL revenues during FY 2018 or 2017 for transportation (e.g., facilities, vehicles, technology, etc.)? Please list the individual estimated or actual dollar amounts in each category. Respondent skipped this question

Q20 Approximately how much money did your agency spend providing transportation during the most recent fiscal year? (Please include staff time, fuel, maintenance, insurance, dispatching, scheduling, reporting, and all other transportation related expenses) Respondent skipped this question

Page 5: SERVICE AREA, HOURS, ELIGIBILITY AND SCHEDULING

Q21 What is the geographic area that you serve? Respondent skipped this question

Q22 What are the hours and days of operation for your transportation services? (Please list the times of the beginning and ending of services for each day of the week) Respondent skipped this question

Q23 Are there eligibility requirements for individuals to be able to use your transportation services? Respondent skipped this question

Q24 How do clients schedule rides with your agency? Please describe. Respondent skipped this question

#25

INCOMPLETE

Collector: Web Link 1 (Web Link)
Started: Monday, June 25, 2018 2:01:11 PM
Last Modified: Monday, June 25, 2018 2:03:50 PM
Time Spent: 00:02:39
IP Address: 72.160.112.177

Page 1: ORGANIZATION CHARACTERISTICS AND SERVICES PROVIDED

Q1 Identification of Organization

Respondent's Name	Dorece A. McKinney
Title	Senior Citizens Program Director
Organization	SPT Senior Center Program
Street Address	1700 Gah-Nee Road
City	Owyhee
State	NV
ZIP	89832
Phone	7757573174
County	Elko
Respondent's E-mail	mckinney.dorecea@shopai.org
Website Address	Shoshone Paiute Tribes

Q2 Under what legal authority does your organization operate?

Other (please specify):
Shoshone-Paiute Tribes, Title VI Program

Q3 Is transportation the primary function of your organization?

No

Nevada Transportation Provider Survey

Q4 What are the major functions/services of your organization? (Select all of the following options that apply)

Public Transportation,
Nutrition,
Information/Referral,
Recreational/Social,
Senior Citizen Programs and Services ,
Other (please specify):
Homebound Meal Deliveries

Page 2: TRANSPORTATION SERVICES PROVIDED

Q5 Does your organization directly operate transportation, or does it provide transportation through a different organization (for example, through a contract)?

We directly operate transportation services.

Q6 In what manner does your organization provide transportation services? (Check all that apply.)

Trips that require an advance reservation (also known as demand-response) ,
Volunteer drivers provide transportation ,
Fixed routes or flexible/deviated bus routes

Q7 Define the level of passenger assistance provided for users of your transportation service. (Select all of the following options that apply)

Drivers will assist passengers in and out of vehicles. ,
Drivers will assist passengers to the entrance of their origin or destination.

Q8 A component of this study is the development of an accurate provider vehicle inventory. RLS will contact each provider and provide a vehicle inventory form for each provider to complete independent of this online survey. Please provide an e-mail address if you would like to receive the inventory form electronically.

E-mail

harney.alfred@shopai.org

Page 3: RIDERSHIP

Q9 Please provide your agency's annual statistics below. If possible, use data for the most recently completed 12-month period for which data is available. How many consumers are enrolled in each of the programs offered by your agency

Respondent skipped this question

Nevada Transportation Provider Survey

Q10 How many one-way passenger trips did your agency provide during the most recent 12-month period? (For example, a one-way trip is from home to work. The round trip counts as two one-way trips.) Estimates are acceptable.

Respondent skipped this question

Q11 What percentage (approximately) of your total annual one-way trips are for agency consumers and what percentage are for the general public? Estimates are acceptable.

Respondent skipped this question

Q12 How many total hours of transportation service did your agency provide during the most recent 12-month period? (For example, if you run 3 vehicles per day for 8 hours per day, that is 24 hours of service for one day.) Estimates are acceptable.

Respondent skipped this question

Q13 How many total miles of transportation service did your agency provide during the most recent 12-month period? (Estimates are acceptable.)

Respondent skipped this question

Q14 What are the top destinations for your transportation program? Please list up to 10. For example, top destinations might include hospitals, day services programs, dialysis clinics, schools, major employers or shopping centers. Please include the name, type of place, street and town (example: Target - store - Hwy 31 - Carson City).

Respondent skipped this question

Page 4: ANNUAL EXPENDITURES AND REVENUES

Q15 Does your agency charge a fare or donation for transportation?

Respondent skipped this question

Q16 Does your agency make any payments to third parties (another public or private transportation provider) to pay for transportation for consumers of your agency?

Respondent skipped this question

Q17 What are the beginning and ending dates of your organization's fiscal year?

Respondent skipped this question

Q18 How much are your transportation OPERATING revenues (enter estimated or actual dollar amount)? Please list each individually.

Respondent skipped this question

Nevada Transportation Provider Survey

Q19 Did you receive any CAPITAL revenues during FY 2018 or 2017 for transportation (e.g., facilities, vehicles, technology, etc.)? Please list the individual estimated or actual dollar amounts in each category.

Respondent skipped this question

Q20 Approximately how much money did your agency spend providing transportation during the most recent fiscal year? (Please include staff time, fuel, maintenance, insurance, dispatching, scheduling, reporting, and all other transportation related expenses)

Respondent skipped this question

Page 5: SERVICE AREA, HOURS, ELIGIBILITY AND SCHEDULING

Q21 What is the geographic area that you serve?

Respondent skipped this question

Q22 What are the hours and days of operation for your transportation services? (Please list the times of the beginning and ending of services for each day of the week)

Respondent skipped this question

Q23 Are there eligibility requirements for individuals to be able to use your transportation services?

Respondent skipped this question

Q24 How do clients schedule rides with your agency? Please describe.

Respondent skipped this question

#26

COMPLETE

Collector: Web Link 1 (Web Link)
Started: Wednesday, July 18, 2018 5:55:00 PM
Last Modified: Wednesday, July 18, 2018 6:59:48 PM
Time Spent: 01:04:48
IP Address: 4.35.36.142

Page 1: ORGANIZATION CHARACTERISTICS AND SERVICES PROVIDED

Q1 Identification of Organization

Respondent's Name	Abby Wheeler
Title	Elko County Transit Coordinator
Organization	Elko County Transit Department
Street Address	540 Court Street, Suite 104
City	Elko
State	NV
ZIP	89801
Phone	775-748-0359
County	Elko County
Respondent's E-mail	awheeler@elkocountynv.net
Website Address	www.getmyrideelko.com

Q2 Under what legal authority does your organization operate? **Public Agency**

Q3 Is transportation the primary function of your organization? **Yes**

Q4 What are the major functions/services of your organization? (Select all of the following options that apply) **Other (please specify):
Local Government**

Page 2: TRANSPORTATION SERVICES PROVIDED

Q5 Does your organization directly operate transportation, or does it provide transportation through a different organization (for example, through a contract)? **We provide transportation through purchased transportation from a third-party.**

Nevada Transportation Provider Survey

Q6 In what manner does your organization provide transportation services? (Check all that apply.)

Trips that require an advance reservation (also known as demand-response)

,

Fixed routes or flexible/deviated bus routes

Q7 Define the level of passenger assistance provided for users of your transportation service. (Select all of the following options that apply)

Drivers will assist passengers to the entrance of their origin or destination.

Q8 A component of this study is the development of an accurate provider vehicle inventory. RLS will contact each provider and provide a vehicle inventory form for each provider to complete independent of this online survey. Please provide an e-mail address if you would like to receive the inventory form electronically.

E-mail

awheeler@elkocountynv.net

Page 3: RIDERSHIP

Q9 Please provide your agency's annual statistics below. If possible, use data for the most recently completed 12-month period for which data is available. How many consumers are enrolled in each of the programs offered by your agency

Public Transportation

As this is PT, it does not require enrollment, 438 plus unduplicated clients

Q10 How many one-way passenger trips did your agency provide during the most recent 12-month period? (For example, a one-way trip is from home to work. The round trip counts as two one-way trips.) Estimates are acceptable.

40,000

Q11 What percentage (approximately) of your total annual one-way trips are for agency consumers and what percentage are for the general public? Estimates are acceptable.

Percentage of trips that are for agency consumers

62%

Percentage of trips that are for the general public

38%

Q12 How many total hours of transportation service did your agency provide during the most recent 12-month period? (For example, if you run 3 vehicles per day for 8 hours per day, that is 24 hours of service for one day.) Estimates are acceptable.

10,003

Nevada Transportation Provider Survey

Q13 How many total miles of transportation service did your agency provide during the most recent 12-month period? (Estimates are acceptable.)

139,206

Q14 What are the top destinations for your transportation program? Please list up to 10. For example, top destinations might include hospitals, day services programs, dialysis clinics, schools, major employers or shopping centers. Please include the name, type of place, street and town (example: Target - store - Hwy 31 - Carson City).

1. **Ruby Mountain Resource Center (Day Service Program)
- River Street, Elko**
 2. **United Cerebral Palsy (Day Service Program) - Silver
Street, Elko**
 3. **Dialysis Center Incorporated - Errecart Blvd, Elko**
 4. **Northeastern Nevada Regional Hospital, Errecart Blvd,
Elko**
 5. **Nevada Health Centers, 14th Street, Elko**
 6. **VA Clinic, Argent Ave, Elko**
 7. **Friends in Service Helping (FISH), Water Street, Elko, NV**
 8. **The Terraces at Ruby View (Senior Center), Indian
Heights, Elko, NV**
 9. **Wal-Mart, Mountain City Highway, Elko**
 10. **East Elko Shopping Center (Idaho Street) & Elko
Junction Shopping Center (Mountain City Highway)**
-

Page 4: ANNUAL EXPENDITURES AND REVENUES

Q15 Does your agency charge a fare or donation for transportation?

Fare,

If yes to fare, what is the fare structure?:

\$1-\$5, dependent on zone

Q16 Does your agency make any payments to third parties (another public or private transportation provider) to pay for transportation for consumers of your agency?

Yes,

If yes, what are payment (or contract) terms (please include the contract rate)?:

\$53 per service hour

Q17 What are the beginning and ending dates of your organization's fiscal year?

Beginning: **7/1/18**

Ending: **6/30/18**

Nevada Transportation Provider Survey

Q18 How much are your transportation OPERATING revenues (enter estimated or actual dollar amount)? Please list each individually.

Fares collected directly from passengers (cash or tickets)	20,000
Revenues or reimbursements collected from transportation provided for other organizations	8,000
City/Town/County government appropriations	Apx: \$63,300
State government appropriation	0
Federal Transit Administration (FTA) Section 5310 program	0
FTA Section 5311 program (including funds for preventive maintenance)	435,000
Grants received from Title III-B (Older Americans Act)	49,500
Payments received from Medicaid	22,000
Grants received from the Community Development or Social Services Block Grant program	0
Passenger donations	2,200
Fundraising	0
Contributions from Charitable Foundations, etc.	0
Other, not listed above (please explain)	0
TOTAL	761,700

Q19 Did you receive any CAPITAL revenues during FY 2018 or 2017 for transportation (e.g., facilities, vehicles, technology, etc.)? Please list the individual estimated or actual dollar amounts in each category.

FTA Section 5310	0
FTA Section 5339 Bus and Bus Facilities	0
FTA Section 5311 (excluding 5311 funds for preventive maintenance)	0
City/Town/County government appropriations	0
Passenger donations	0
Fundraising	0
Contributions from charitable foundations, etc.	0
Other, not listed (please explain)	0
TOTAL	0
Other comments on organization capital revenues?	0

Nevada Transportation Provider Survey

Q20 Approximately how much money did your agency spend providing transportation during the most recent fiscal year? (Please include staff time, fuel, maintenance, insurance, dispatching, scheduling, reporting, and all other transportation related expenses)

Transportation Administration **135000**
(i.e. director, manager)
Transportation Scheduling and Dispatching (ie. scheduler, dispatcher, software) **10000**
Transportation Operations **674750**
(i.e., fuel, drivers, insurance)
Transportation Maintenance **72500**
(i.e., facilities, mechanics and equipment)

Page 5: SERVICE AREA, HOURS, ELIGIBILITY AND SCHEDULING

Q21 What is the geographic area that you serve?

Anywhere within the primary county indicated in question #1
(answer yes or no)

No

Only within specific city or town limits (please name each community served if not providing county-wide service):

City of Elko, Spring Creek, Ryndon, Osino, Lamoille

Q22 What are the hours and days of operation for your transportation services? (Please list the times of the beginning and ending of services for each day of the week)

Monday	6:30 AM to 5:30 PM
Tuesday	6:30 AM to 5:30 PM
Wednesday	6:30 AM to 5:30 PM
Thursday	6:30 AM to 5:30 PM
Friday	6:30 AM to 5:30 PM
Saturday	Closed
Sunday	Closed

Q23 Are there eligibility requirements for individuals to be able to use your transportation services?

No

Q24 How do clients schedule rides with your agency? Please describe.

Call

#27

INCOMPLETE

Collector: Web Link 1 (Web Link)
Started: Tuesday, August 21, 2018 11:13:06 AM
Last Modified: Tuesday, August 21, 2018 11:18:00 AM
Time Spent: 00:04:54
IP Address: 104.187.207.189

Page 1: ORGANIZATION CHARACTERISTICS AND SERVICES PROVIDED

Q1 Identification of Organization

Respondent's Name	Patricia Tindall
Title	Director
Organization	Pleasant Senior Center
Street Address	1480 Lay St
City	Winnemucca
State	NV
ZIP	89445
Phone	7756236211
County	Humboldt
Respondent's E-mail	hcsc@winnemucca.net

Q2 Under what legal authority does your organization operate?

Private nonprofit organization

Q3 Is transportation the primary function of your organization?

No

Q4 What are the major functions/services of your organization? (Select all of the following options that apply)

Public Transportation,
Nutrition,
Client-Only Transportation,
Senior Citizen Programs and Services

Page 2: TRANSPORTATION SERVICES PROVIDED

Q5 Does your organization directly operate transportation, or does it provide transportation through a different organization (for example, through a contract)?

We directly operate transportation services.

Nevada Transportation Provider Survey

Q6 In what manner does your organization provide transportation services? (Check all that apply.)

Trips that require an advance reservation (also known as demand-response)

,

Fixed routes or flexible/deviated bus routes

Q7 Define the level of passenger assistance provided for users of your transportation service. (Select all of the following options that apply)

Drivers will assist passengers in and out of vehicles.

Drivers will assist passengers to the entrance of their origin or destination.

,

We provide personal care attendants or escorts to those passengers who require such services.

,

Passengers are permitted to travel with their own personal care attendant or escort.

Q8 A component of this study is the development of an accurate provider vehicle inventory. RLS will contact each provider and provide a vehicle inventory form for each provider to complete independent of this online survey. Please provide an e-mail address if you would like to receive the inventory form electronically.

Respondent skipped this question

Page 3: RIDERSHIP

Q9 Please provide your agency's annual statistics below. If possible, use data for the most recently completed 12-month period for which data is available. How many consumers are enrolled in each of the programs offered by your agency

Public Transportation	12
Senior Nutrition	443
Social Activities	274
Medical Appointments	63

Q10 How many one-way passenger trips did your agency provide during the most recent 12-month period? (For example, a one-way trip is from home to work. The round trip counts as two one-way trips.) Estimates are acceptable.

12790

Nevada Transportation Provider Survey

Q11 What percentage (approximately) of your total annual one-way trips are for agency consumers and what percentage are for the general public? Estimates are acceptable.

Percentage of trips that are for agency consumers	88%
Percentage of trips that are for the general public	12%

Q12 How many total hours of transportation service did your agency provide during the most recent 12-month period? (For example, if you run 3 vehicles per day for 8 hours per day, that is 24 hours of service for one day.) Estimates are acceptable.

3,520

Q13 How many total miles of transportation service did your agency provide during the most recent 12-month period? (Estimates are acceptable.)

25,067

Q14 What are the top destinations for your transportation program? Please list up to 10. For example, top destinations might include hospitals, day services programs, dialysis clinics, schools, major employers or shopping centers. Please include the name, type of place, street and town (example: Target - store - Hwy 31 - Carson City).

1.	Sonoma Industries
2.	DaVita Dialysis Clinic
3.	Walmart Shopping Center
4.	Khoury's Market
5.	Rehab Services of Nevada
6.	Ridley's Shopping Center
7.	Humboldt General Hospital
8.	Pleasant Senior Center
9.	various local hairdressers - downtown Bridge Street
10.	Frugal Flamingo
Comments about these destinations (optional):	trips are to take care of medical, therapy, and activities of daily activities

Page 4: ANNUAL EXPENDITURES AND REVENUES

Q15 Does your agency charge a fare or donation for transportation?	Respondent skipped this question
---	---

Q16 Does your agency make any payments to third parties (another public or private transportation provider) to pay for transportation for consumers of your agency?	Respondent skipped this question
--	---

Nevada Transportation Provider Survey

Q17 What are the beginning and ending dates of your organization's fiscal year? Respondent skipped this question

Q18 How much are your transportation OPERATING revenues (enter estimated or actual dollar amount)? Please list each individually. Respondent skipped this question

Q19 Did you receive any CAPITAL revenues during FY 2018 or 2017 for transportation (e.g., facilities, vehicles, technology, etc.)? Please list the individual estimated or actual dollar amounts in each category. Respondent skipped this question

Q20 Approximately how much money did your agency spend providing transportation during the most recent fiscal year? (Please include staff time, fuel, maintenance, insurance, dispatching, scheduling, reporting, and all other transportation related expenses) Respondent skipped this question

Page 5: SERVICE AREA, HOURS, ELIGIBILITY AND SCHEDULING

Q21 What is the geographic area that you serve? Respondent skipped this question

Q22 What are the hours and days of operation for your transportation services? (Please list the times of the beginning and ending of services for each day of the week) Respondent skipped this question

Q23 Are there eligibility requirements for individuals to be able to use your transportation services? Respondent skipped this question

Q24 How do clients schedule rides with your agency? Please describe. Respondent skipped this question

#28

INCOMPLETE

Collector: Web Link 1 (Web Link)
Started: Wednesday, August 22, 2018 3:50:49 PM
Last Modified: Wednesday, August 22, 2018 3:54:23 PM
Time Spent: 00:03:34
IP Address: 74.82.146.247

Page 1: ORGANIZATION CHARACTERISTICS AND SERVICES PROVIDED

Q1 Identification of Organization

Respondent's Name	Eric Whalen
Title	Transportation Supervisor
Organization	Pahrump Senior Center / Pahrump Valley Public Transportation
Street Address	1370 W.Basin Ave
City	Pahrump
State	Nevada
ZIP	89060
Phone	7757516860
County	Nye
Respondent's E-mail	ericwpsc@gmail.com
Website Address	pahrumpseniorcenter.org

Q2 Under what legal authority does your organization operate? **Private nonprofit organization**

Q3 Is transportation the primary function of your organization? **Yes**

Q4 What are the major functions/services of your organization? (Select all of the following options that apply) **Public Transportation**

Page 2: TRANSPORTATION SERVICES PROVIDED

Q5 Does your organization directly operate transportation, or does it provide transportation through a different organization (for example, through a contract)? **We directly operate transportation services.**

Nevada Transportation Provider Survey

Q6 In what manner does your organization provide transportation services? (Check all that apply.)

Trips that require an advance reservation (also known as demand-response)

Q7 Define the level of passenger assistance provided for users of your transportation service. (Select all of the following options that apply)

Drivers will assist passengers in and out of vehicles.

Drivers will assist passengers to the entrance of their origin or destination.

Passengers are permitted to travel with their own personal care attendant or escort.

Q8 A component of this study is the development of an accurate provider vehicle inventory. RLS will contact each provider and provide a vehicle inventory form for each provider to complete independent of this online survey. Please provide an e-mail address if you would like to receive the inventory form electronically.

E-mail

ericwpsc@gmail.com

Page 3: RIDERSHIP

Q9 Please provide your agency's annual statistics below. If possible, use data for the most recently completed 12-month period for which data is available. How many consumers are enrolled in each of the programs offered by your agency

Respondent skipped this question

Q10 How many one-way passenger trips did your agency provide during the most recent 12-month period? (For example, a one-way trip is from home to work. The round trip counts as two one-way trips.) Estimates are acceptable.

Respondent skipped this question

Q11 What percentage (approximately) of your total annual one-way trips are for agency consumers and what percentage are for the general public? Estimates are acceptable.

Respondent skipped this question

Q12 How many total hours of transportation service did your agency provide during the most recent 12-month period? (For example, if you run 3 vehicles per day for 8 hours per day, that is 24 hours of service for one day.) Estimates are acceptable.

Respondent skipped this question

Q13 How many total miles of transportation service did your agency provide during the most recent 12-month period? (Estimates are acceptable.)

Respondent skipped this question

Nevada Transportation Provider Survey

Q14 What are the top destinations for your transportation program? Please list up to 10. For example, top destinations might include hospitals, day services programs, dialysis clinics, schools, major employers or shopping centers. Please include the name, type of place, street and town (example: Target - store - Hwy 31 - Carson City)

Respondent skipped this question

Page 4: ANNUAL EXPENDITURES AND REVENUES

Q15 Does your agency charge a fare or donation for transportation?

Respondent skipped this question

Q16 Does your agency make any payments to third parties (another public or private transportation provider) to pay for transportation for consumers of your agency?

Respondent skipped this question

Q17 What are the beginning and ending dates of your organization's fiscal year?

Respondent skipped this question

Q18 How much are your transportation OPERATING revenues (enter estimated or actual dollar amount)? Please list each individually.

Respondent skipped this question

Q19 Did you receive any CAPITAL revenues during FY 2018 or 2017 for transportation (e.g., facilities, vehicles, technology, etc.)? Please list the individual estimated or actual dollar amounts in each category.

Respondent skipped this question

Q20 Approximately how much money did your agency spend providing transportation during the most recent fiscal year? (Please include staff time, fuel, maintenance, insurance, dispatching, scheduling, reporting, and all other transportation related expenses)

Respondent skipped this question

Page 5: SERVICE AREA, HOURS, ELIGIBILITY AND SCHEDULING

Q21 What is the geographic area that you serve?

Respondent skipped this question

Q22 What are the hours and days of operation for your transportation services? (Please list the times of the beginning and ending of services for each day of the week)

Respondent skipped this question

Nevada Transportation Provider Survey

Q23 Are there eligibility requirements for individuals to be able to use your transportation services?

Respondent skipped this question

Q24 How do clients schedule rides with your agency?
Please describe.

Respondent skipped this question

#29

INCOMPLETE

Collector: Web Link 1 (Web Link)
Started: Thursday, August 23, 2018 9:56:07 AM
Last Modified: Thursday, August 23, 2018 10:06:37 AM
Time Spent: 00:10:30
IP Address: 199.241.149.12

Page 1: ORGANIZATION CHARACTERISTICS AND SERVICES PROVIDED

Q1 Identification of Organization

Respondent's Name	Toni Acuff
Title	Director
Organization	Lincoln County Transportation
Street Address	P.O. Box 508
City	Panaca
State	Nevada
ZIP	89042
Phone	7759628084
County	Lincoln
Respondent's E-mail	tacuff@lincolnnv.com

Q2 Under what legal authority does your organization operate?

Public Agency

Q3 Is transportation the primary function of your organization?

No

Q4 What are the major functions/services of your organization? (Select all of the following options that apply)

Public Transportation,
Social Services,
Nutrition,
Information/Referral,
Recreational/Social,
Client-Only Transportation,
Senior Citizen Programs and Services

Page 2: TRANSPORTATION SERVICES PROVIDED

Q5 Does your organization directly operate transportation, or does it provide transportation through a different organization (for example, through a contract)?

We directly operate transportation services.

Q6 In what manner does your organization provide transportation services? (Check all that apply.)

Agency employees who are not 'drivers' use agency-owned fleet vehicles to drive consumers

,

Fixed routes or flexible/deviated bus routes

Q7 Define the level of passenger assistance provided for users of your transportation service. (Select all of the following options that apply)

Drivers will assist passengers in and out of vehicles.

Drivers will assist passengers to the entrance of their origin or destination.

,

Passengers are permitted to travel with their own personal care attendant or escort.

Q8 A component of this study is the development of an accurate provider vehicle inventory. RLS will contact each provider and provide a vehicle inventory form for each provider to complete independent of this online survey. Please provide an e-mail address if you would like to receive the inventory form electronically.

E-mail

tacuff@lincolnnv.com

Page 3: RIDERSHIP

Q9 Please provide your agency's annual statistics below. If possible, use data for the most recently completed 12-month period for which data is available. How many consumers are enrolled in each of the programs offered by your agency

Public Transportation

100

Senior Nutrition

250

Q10 How many one-way passenger trips did your agency provide during the most recent 12-month period? (For example, a one-way trip is from home to work. The round trip counts as two one-way trips.) Estimates are acceptable.

3212

Nevada Transportation Provider Survey

Q11 What percentage (approximately) of your total annual one-way trips are for agency consumers and what percentage are for the general public? Estimates are acceptable.

Percentage of trips that are for the general public **100%**

Q12 How many total hours of transportation service did your agency provide during the most recent 12-month period? (For example, if you run 3 vehicles per day for 8 hours per day, that is 24 hours of service for one day.) Estimates are acceptable.

2034

Q13 How many total miles of transportation service did your agency provide during the most recent 12-month period? (Estimates are acceptable.)

40714

Q14 What are the top destinations for your transportation program? Please list up to 10. For example, top destinations might include hospitals, day services programs, dialysis clinics, schools, major employers or shopping centers. Please include the name, type of place, street and town (example: Target - store - Hwy 31 - Carson City).

1. **VA Appointments in Las Vegas**
 2. **Walmart Charleston & Decatur Las Vegas**
 3. **Various medical appointments around the Las Vegas valley**
 4. **Walmart Cedar City, UT**
 5. **Medical appointments in Cedar City, UT**
 6. **Walmart St. George, UT**
 7. **Medical appointments St. George, UT**
 8. **Grover C. Dils Medical Center Caliente, NV**
 9. **Jolley's Drug Store Caliente, NV**
 10. **Main Street Market Panaca, NV**
-

Page 4: ANNUAL EXPENDITURES AND REVENUES

Q15 Does your agency charge a fare or donation for transportation? **Respondent skipped this question**

Q16 Does your agency make any payments to third parties (another public or private transportation provider) to pay for transportation for consumers of your agency? **Respondent skipped this question**

Q17 What are the beginning and ending dates of your organization's fiscal year? **Respondent skipped this question**

Nevada Transportation Provider Survey

Q18 How much are your transportation OPERATING revenues (enter estimated or actual dollar amount)? Please list each individually.

Respondent skipped this question

Q19 Did you receive any CAPITAL revenues during FY 2018 or 2017 for transportation (e.g., facilities, vehicles, technology, etc.)? Please list the individual estimated or actual dollar amounts in each category.

Respondent skipped this question

Q20 Approximately how much money did your agency spend providing transportation during the most recent fiscal year? (Please include staff time, fuel, maintenance, insurance, dispatching, scheduling, reporting, and all other transportation related expenses)

Respondent skipped this question

Page 5: SERVICE AREA, HOURS, ELIGIBILITY AND SCHEDULING

Q21 What is the geographic area that you serve?

Respondent skipped this question

Q22 What are the hours and days of operation for your transportation services? (Please list the times of the beginning and ending of services for each day of the week)

Respondent skipped this question

Q23 Are there eligibility requirements for individuals to be able to use your transportation services?

Respondent skipped this question

Q24 How do clients schedule rides with your agency? Please describe.

Respondent skipped this question

#30

COMPLETE

Collector: Web Link 1 (Web Link)
Started: Saturday, August 25, 2018 12:39:33 PM
Last Modified: Saturday, August 25, 2018 12:47:29 PM
Time Spent: 00:07:56
IP Address: 12.71.39.137

Page 1: ORGANIZATION CHARACTERISTICS AND SERVICES PROVIDED

Q1 Identification of Organization

Respondent's Name	RORY UPSHAW
Title	MANAGING MEMBER
Organization	WINNEMUCCA CAB LLC DBA:HUMBOLDT NET
Street Address	510 Melarkey ST STE 201
City	Winnemucca
State	NV
ZIP	89445
Phone	7753044287
County	USA
Respondent's E-mail	rlupshaw1@yahoo.com

Q2 Under what legal authority does your organization operate? **Private, for-profit**

Q3 Is transportation the primary function of your organization? **Yes**

Q4 What are the major functions/services of your organization? (Select all of the following options that apply) **Client-Only Transportation**

Page 2: TRANSPORTATION SERVICES PROVIDED

Q5 Does your organization directly operate transportation, or does it provide transportation through a different organization (for example, through a contract)? **Respondent skipped this question**

Q6 In what manner does your organization provide transportation services? (Check all that apply.) **Respondent skipped this question**

Nevada Transportation Provider Survey

Q7 Define the level of passenger assistance provided for users of your transportation service. (Select all of the following options that apply) **Respondent skipped this question**

Q8 A component of this study is the development of an accurate provider vehicle inventory. RLS will contact each provider and provide a vehicle inventory form for each provider to complete independent of this online survey. Please provide an e-mail address if you would like to receive the inventory form electronically. **Respondent skipped this question**

Page 3: RIDERSHIP

Q9 Please provide your agency's annual statistics below. If possible, use data for the most recently completed 12-month period for which data is available. How many consumers are enrolled in each of the programs offered by your agency **Respondent skipped this question**

Q10 How many one-way passenger trips did your agency provide during the most recent 12-month period? (For example, a one-way trip is from home to work. The round trip counts as two one-way trips.) Estimates are acceptable. **Respondent skipped this question**

Q11 What percentage (approximately) of your total annual one-way trips are for agency consumers and what percentage are for the general public? Estimates are acceptable. **Respondent skipped this question**

Q12 How many total hours of transportation service did your agency provide during the most recent 12-month period? (For example, if you run 3 vehicles per day for 8 hours per day, that is 24 hours of service for one day.) Estimates are acceptable. **Respondent skipped this question**

Q13 How many total miles of transportation service did your agency provide during the most recent 12-month period? (Estimates are acceptable.) **Respondent skipped this question**

Q14 What are the top destinations for your transportation program? Please list up to 10. For example, top destinations might include hospitals, day services programs, dialysis clinics, schools, major employers or shopping centers. Please include the name, type of place, street and town (example: Target - store - Hwy 31 - Carson City). **Respondent skipped this question**

Page 4: ANNUAL EXPENDITURES AND REVENUES

Q15 Does your agency charge a fare or donation for transportation? **Respondent skipped this question**

Q16 Does your agency make any payments to third parties (another public or private transportation provider) to pay for transportation for consumers of your agency? **Respondent skipped this question**

Q17 What are the beginning and ending dates of your organization's fiscal year? **Respondent skipped this question**

Q18 How much are your transportation OPERATING revenues (enter estimated or actual dollar amount)? Please list each individually. **Respondent skipped this question**

Q19 Did you receive any CAPITAL revenues during FY 2018 or 2017 for transportation (e.g., facilities, vehicles, technology, etc.)? Please list the individual estimated or actual dollar amounts in each category. **Respondent skipped this question**

Q20 Approximately how much money did your agency spend providing transportation during the most recent fiscal year? (Please include staff time, fuel, maintenance, insurance, dispatching, scheduling, reporting, and all other transportation related expenses) **Respondent skipped this question**

Page 5: SERVICE AREA, HOURS, ELIGIBILITY AND SCHEDULING

Q21 What is the geographic area that you serve?

Anywhere within the primary county indicated in question #1 (answer yes or no) **YES**

Statewide (answer yes or no) **YES**

Nevada Transportation Provider Survey

Q22 What are the hours and days of operation for your transportation services? (Please list the times of the beginning and ending of services for each day of the week)

Monday	12:01AM-11:59PM
Tuesday	12:01AM-11:59PM
Wednesday	12:01AM-11:59PM
Thursday	12:01AM-11:59PM
Friday	12:01AM-11:59PM
Saturday	12:01AM-11:59PM
Sunday	12:01AM-11:59PM

Q23 Are there eligibility requirements for individuals to be able to use your transportation services?

Yes,
If yes, what are the eligibility/qualification standards or requirements?:
MEDICAID ELIGIBLE BUT I WILL OBTAIN PERMITS AS NEEDED

Q24 How do clients schedule rides with your agency? Please describe.

BOOKED THROUGH MTM

#31

COMPLETE

Collector: Web Link 1 (Web Link)
Started: Wednesday, August 29, 2018 10:02:41 AM
Last Modified: Wednesday, August 29, 2018 10:37:48 AM
Time Spent: 00:35:07
IP Address: 74.82.146.247

Page 1: ORGANIZATION CHARACTERISTICS AND SERVICES PROVIDED

Q1 Identification of Organization

Respondent's Name	Eric Whalen
Title	Transportation Supervisor
Organization	Pahrump Senior Center / Pahrump Valley Public Transportation
Street Address	1370 W.Basin Ave
City	Pahrump
State	Nevada
ZIP	89060
Phone	7757516860
County	Nye
Respondent's E-mail	ericwpsc@gmail.com
Website Address	1370 W.Basin Ave

Q2 Under what legal authority does your organization operate? **Private nonprofit organization**

Q3 Is transportation the primary function of your organization? **Yes**

Q4 What are the major functions/services of your organization? (Select all of the following options that apply) **Public Transportation**

Page 2: TRANSPORTATION SERVICES PROVIDED

Q5 Does your organization directly operate transportation, or does it provide transportation through a different organization (for example, through a contract)? **We directly operate transportation services.**

Nevada Transportation Provider Survey

Q6 In what manner does your organization provide transportation services? (Check all that apply.)

Trips that require an advance reservation (also known as demand-response)

Q7 Define the level of passenger assistance provided for users of your transportation service. (Select all of the following options that apply)

Drivers will assist passengers in and out of vehicles.

Drivers will assist passengers to the entrance of their origin or destination.

Drivers will assist passengers in and out of buildings.

Passengers are permitted to travel with their own personal care attendant or escort.

Q8 A component of this study is the development of an accurate provider vehicle inventory. RLS will contact each provider and provide a vehicle inventory form for each provider to complete independent of this online survey. Please provide an e-mail address if you would like to receive the inventory form electronically.

E-mail

ericwpsc@gmail.com

Page 3: RIDERSHIP

Q9 Please provide your agency's annual statistics below. If possible, use data for the most recently completed 12-month period for which data is available. How many consumers are enrolled in each of the programs offered by your agency

Public Transportation	18,273
Community Employment	500
Senior Nutrition	1600
Counseling Sessions	100
Training (employment, etc.)	100
Social Activities	500
Medical Appointments	4000
Court Appointed Sessions	50

Q10 How many one-way passenger trips did your agency provide during the most recent 12-month period? (For example, a one-way trip is from home to work. The round trip counts as two one-way trips.) Estimates are acceptable.

not recorded

Nevada Transportation Provider Survey

Q11 What percentage (approximately) of your total annual one-way trips are for agency consumers and what percentage are for the general public? Estimates are acceptable.

Percentage of trips that are for agency consumers	0
Percentage of trips that are for the general public	100

Q12 How many total hours of transportation service did your agency provide during the most recent 12-month period? (For example, if you run 3 vehicles per day for 8 hours per day, that is 24 hours of service for one day.) Estimates are acceptable.

15,708

Q13 How many total miles of transportation service did your agency provide during the most recent 12-month period? (Estimates are acceptable.)

215,769

Q14 What are the top destinations for your transportation program? Please list up to 10. For example, top destinations might include hospitals, day services programs, dialysis clinics, schools, major employers or shopping centers. Please include the name, type of place, street and town (example: Target - store - Hwy 31 - Carson City).

- | | |
|----|--|
| 1. | Walmart S.Hwy 160 |
| 2. | Health Care Partners 1397 S. Loop Rd. |
| 3. | Smiths grocery S.Hwy 160 |
| 4. | Albertsons grocery S.Hwy 160 |
| 5. | Stonecreek surgical center, 5915 S.Rainbow, Las Vegas |
| 6. | Desert View Hospital, Pahrump, NV |
| 7. | DaVita Dialysis Center, Pahrump |
| 8. | Southern Hills Hospital, Las Vegas |
| 9. | Summerlin Hospital, Las Vegas |
-

Page 4: ANNUAL EXPENDITURES AND REVENUES

Q15 Does your agency charge a fare or donation for transportation?

Fare,

Donation,

If yes to fare, what is the fare structure?:

\$3.00 per trip for local..\$25.00 r/t for Las Vegas

Q16 Does your agency make any payments to third parties (another public or private transportation provider) to pay for transportation for consumers of your agency?

No

Nevada Transportation Provider Survey

Q17 What are the beginning and ending dates of your organization's fiscal year?

Beginning: **Oct. 1st**
 Ending: **Sept. 30th**

Q18 How much are your transportation OPERATING revenues (enter estimated or actual dollar amount)? Please list each individually.

Fares collected directly from passengers (cash or tickets)	32,400
City/Town/County government appropriations	0
FTA Section 5311 program (including funds for preventive maintenance)	194961
Grants received from Title III-B (Older Americans Act)	45,110
Payments received from Medicaid	0
Passenger donations	5700
Fundraising	2000
Other, not listed above (please explain)	30,000 bus advertising

Q19 Did you receive any CAPITAL revenues during FY 2018 or 2017 for transportation (e.g., facilities, vehicles, technology, etc.)? Please list the individual estimated or actual dollar amounts in each category.

Passenger donations	5700
Fundraising	2000

Q20 Approximately how much money did your agency spend providing transportation during the most recent fiscal year? (Please include staff time, fuel, maintenance, insurance, dispatching, scheduling, reporting, and all other transportation related expenses)

Transportation Administration (i.e. director, manager)	20000
Transportation Scheduling and Dispatching (ie. scheduler, dispatcher, software)	7000
Transportation Operations (i.e., fuel, drivers, insurance)	200000
Transportation Maintenance (i.e., facilities, mechanics and equipment)	45000

Nevada Transportation Provider Survey

Q21 What is the geographic area that you serve?

Anywhere within the primary county indicated in question #1
(answer yes or no) **yes**

Other counties (please list other counties served) **Clark**

Statewide (answer yes or no) **no**

Across state lines (please list other states served) **no**

Q22 What are the hours and days of operation for your transportation services? (Please list the times of the beginning and ending of services for each day of the week)

Monday **7am to 4pm**

Tuesday **7am to 4pm**

Wednesday **7am to 4pm**

Thursday **7am to 4pm**

Friday **7am to 4pm**

Saturday **8am to 2pm**

Sunday **8am to 2pm**

Q23 Are there eligibility requirements for individuals to be able to use your transportation services? **No**

Q24 How do clients schedule rides with your agency? Please describe.

call ahead for reservation

#32

COMPLETE

Collector: Web Link 1 (Web Link)
Started: Monday, June 11, 2018 5:24:42 PM
Last Modified: Friday, September 07, 2018 7:33:09 PM
Time Spent: Over a month
IP Address: 199.30.137.41

Page 1: ORGANIZATION CHARACTERISTICS AND SERVICES PROVIDED

Q1 Identification of Organization

Respondent's Name	Travis K Lee
Title	Community Services Manager
Organization	Douglas County NV
Street Address	1329 Waterloo Lane
City	Gardnerville
State	NV
ZIP	89410
Phone	775-783-6455
County	Douglas County
Respondent's E-mail	tlee@douglasnv.us
Website Address	https://www.douglascountynv.gov/326/Transportation

Q2 Under what legal authority does your organization operate? **Public Agency**

Q3 Is transportation the primary function of your organization? **No**

Nevada Transportation Provider Survey

Q4 What are the major functions/services of your organization? (Select all of the following options that apply)

Public Transportation,
Health Care/Medical Center,
Social Services,
Nutrition,
Job Training or Job Placement,
Employment,
Recreational/Social,
Senior Citizen Programs and Services,
Youth Programs and Services,
Other (please specify):
Douglas Community Services Divisions

Page 2: TRANSPORTATION SERVICES PROVIDED

Q5 Does your organization directly operate transportation, or does it provide transportation through a different organization (for example, through a contract)?

We directly operate transportation services.

Q6 In what manner does your organization provide transportation services? (Check all that apply.)

Trips that require an advance reservation (also known as demand-response),
Volunteer drivers provide transportation,
Fixed routes or flexible/deviated bus routes

Q7 Define the level of passenger assistance provided for users of your transportation service. (Select all of the following options that apply)

Drivers will assist passengers in and out of vehicles,
Drivers will assist passengers to the entrance of their origin or destination,
Passengers are permitted to travel with their own personal care attendant or escort.

Nevada Transportation Provider Survey

Q8 A component of this study is the development of an accurate provider vehicle inventory. RLS will contact each provider and provide a vehicle inventory form for each provider to complete independent of this online survey. Please provide an e-mail address if you would like to receive the inventory form electronically.

E-mail

tleed@douglasnv.us

Page 3: RIDERSHIP

Q9 Please provide your agency's annual statistics below. If possible, use data for the most recently completed 12-month period for which data is available. How many consumers are enrolled in each of the programs offered by your agency

Public Transportation

80

Q10 How many one-way passenger trips did your agency provide during the most recent 12-month period? (For example, a one-way trip is from home to work. The round trip counts as two one-way trips.) Estimates are acceptable.

\$27,175.00

Q11 What percentage (approximately) of your total annual one-way trips are for agency consumers and what percentage are for the general public? Estimates are acceptable.

Respondent skipped this question

Q12 How many total hours of transportation service did your agency provide during the most recent 12-month period? (For example, if you run 3 vehicles per day for 8 hours per day, that is 24 hours of service for one day.) Estimates are acceptable.

Respondent skipped this question

Q13 How many total miles of transportation service did your agency provide during the most recent 12-month period? (Estimates are acceptable.)

Respondent skipped this question

Nevada Transportation Provider Survey

Q14 What are the top destinations for your transportation program? Please list up to 10. For example, top destinations might include hospitals, day services programs, dialysis clinics, schools, major employers or shopping centers. Please include the name, type of place, street and town (example: Target - store - Hwy 31 - Carson City).

1. **Community & Senior Center - 1329 Waterloo Lane**
 2. **Adult Day Club - 1329 Waterloo Lane**
 3. **Dr's Appointments - Various Locations**
 4. **VA Appointment**
 5. **Shopping - Various Locations**
 6. **Casinos - Various Locations**
 7. **Schools**
 8. **Medical Centers**
 9. **Community Events**
 10. **Swim Center**
-

Page 4: ANNUAL EXPENDITURES AND REVENUES

Q15 Does your agency charge a fare or donation for transportation?

Fare,

Donation,

If yes to fare, what is the fare structure?:

Adults (age 12 & over/medicare/disabled student ID

Discount) \$1.00 Suggested donation for Seniors \$1.00

Q16 Does your agency make any payments to third parties (another public or private transportation provider) to pay for transportation for consumers of your agency?

No

Q17 What are the beginning and ending dates of your organization's fiscal year?

Beginning:

June 1st

Ending:

July 31st

Nevada Transportation Provider Survey

Q18 How much are your transportation OPERATING revenues (enter estimated or actual dollar amount)? Please list each individually.

Fares collected directly from passengers (cash or tickets)	11,500
Revenues or reimbursements collected from transportation provided for other organizations	8,00
Federal Transit Administration (FTA) Section 5310 program	Yes
Payments received from Medicaid	No
Passenger donations	Do not track and not allowed to track
Fundraising	No
Other, not listed above (please explain)	25,000 donation once a year

Q19 Did you receive any CAPITAL revenues during FY 2018 or 2017 for transportation (e.g., facilities, vehicles, technology, etc.)? Please list the individual estimated or actual dollar amounts in each category.

FTA Section 5310	none
------------------	-------------

Q20 Approximately how much money did your agency spend providing transportation during the most recent fiscal year? (Please include staff time, fuel, maintenance, insurance, dispatching, scheduling, reporting, and all other transportation related expenses)	Transportation Administration 0 (i.e. director, manager)
---	--

Page 5: SERVICE AREA, HOURS, ELIGIBILITY AND SCHEDULING

Q21 What is the geographic area that you serve?

Anywhere within the primary county indicated in question #1 (answer yes or no)	Douglas County
Other counties (please list other counties served)	None
Statewide (answer yes or no)	No
Across state lines (please list other states served)	No

Nevada Transportation Provider Survey

Q22 What are the hours and days of operation for your transportation services? (Please list the times of the beginning and ending of services for each day of the week)

Monday	6am - 6pm
Tuesday	6am - 6pm
Wednesday	6am - 6pm
Thursday	6am - 6pm
Friday	6am - 6p
Saturday	closed
Sunday	closed

Q23 Are there eligibility requirements for individuals to be able to use your transportation services?

Yes,
If yes, what are the eligibility/qualification standards or requirements?:
ADA package for senior and disabled

Q24 How do clients schedule rides with your agency? Please describe.

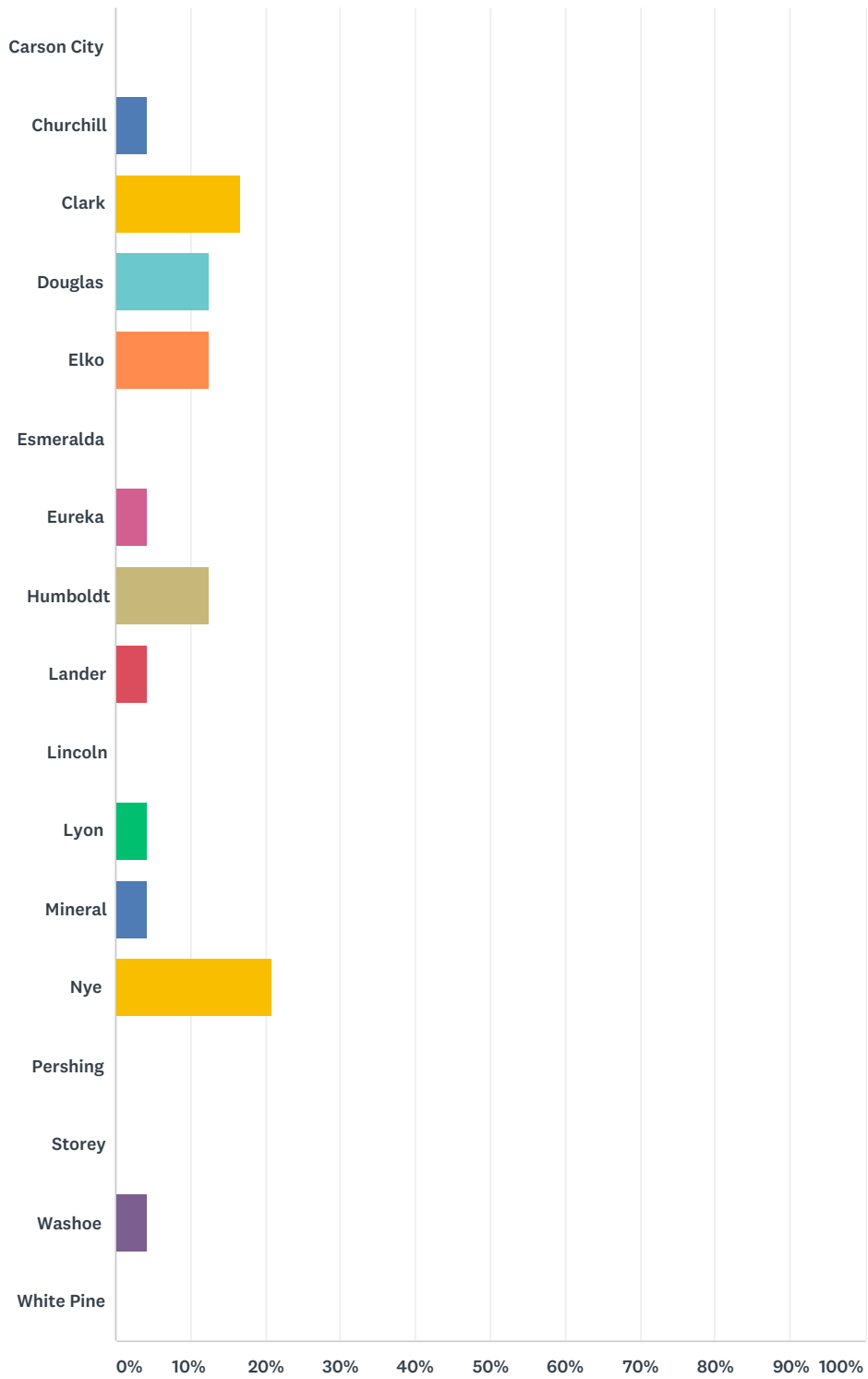
Phone call, phone message, email

PART SIX

PRIORITY RATING SURVEY

Q1 In what Nevada county or counties do you live or work?

Answered: 24 Skipped: 1



ANSWER CHOICES	RESPONSES
Carson City	0.00% 0
Churchill	4.17% 1

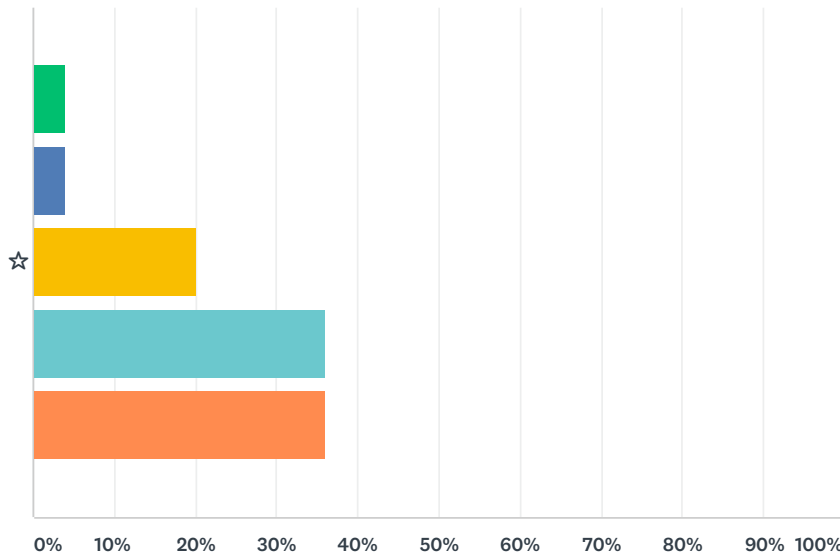
Nevada Coordinated Transportation Strategies Priority Rating Survey

Clark	16.67%	4
Douglas	12.50%	3
Elko	12.50%	3
Esmeralda	0.00%	0
Eureka	4.17%	1
Humboldt	12.50%	3
Lander	4.17%	1
Lincoln	0.00%	0
Lyon	4.17%	1
Mineral	4.17%	1
Nye	20.83%	5
Pershing	0.00%	0
Storey	0.00%	0
Washoe	4.17%	1
White Pine	0.00%	0
TOTAL		24

#	OTHER (PLEASE SPECIFY)	DATE
1	Carson, Lyon, Mineral, Churchill, Humboldt, Nye, Lincoln, White Pine, Elko	12/13/2018 1:46 PM
2	Carson for Work	12/5/2018 2:36 PM

Q2 Strategy 1.1: Establish a Statewide Coordinating Council for Rural Transportation. This strategy will strengthen the mobility management structure that has been established at the regional level by creating more state-level government leadership. (Page 4)

Answered: 25 Skipped: 0

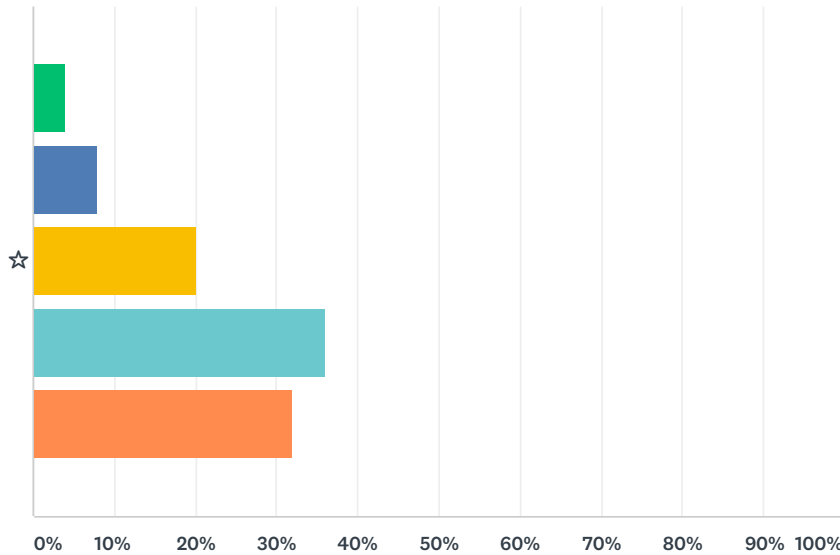


- Low Priority for Coordinated Transportation
- Moderately-Low Priority for Coordinated Transportation
- Moderate Priority for Coordinated Transportation
- Important Priority for Coordinated Transportation
- Top Priority for Coordinated Transportation

	LOW PRIORITY FOR COORDINATED TRANSPORTATION	MODERATELY-LOW PRIORITY FOR COORDINATED TRANSPORTATION	MODERATE PRIORITY FOR COORDINATED TRANSPORTATION	IMPORTANT PRIORITY FOR COORDINATED TRANSPORTATION	TOP PRIORITY FOR COORDINATED TRANSPORTATION	TOTAL	WEIGHT AVERAG
☆	4.00% 1	4.00% 1	20.00% 5	36.00% 9	36.00% 9	25	3

Q3 Strategy 1.2: Establish Coordinated Community Transportation Regions. Each mobility management region will establish a multi-county Council of transportation stakeholders to act as the advisory committee for the regional Mobility Manager. This committee will advise (not manage) the Mobility Manager. In turn, the Mobility Manager will report input from the committee to the Statewide Coordinated Council. (Page 5)

Answered: 25 Skipped: 0

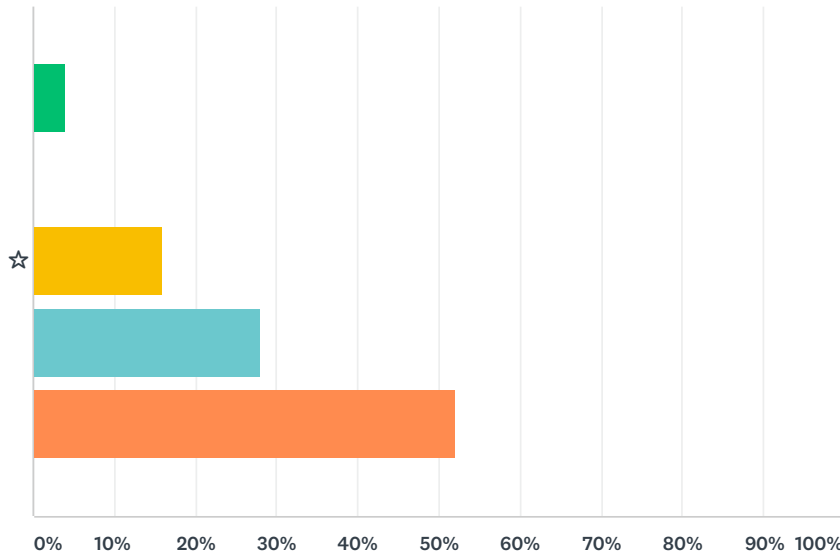


- Low Priority for Coordinated Transportation
- Moderately-Low Priority for Coordinated Transportation
- Moderate Priority for Coordinated Transportation
- Important Priority for Coordinated Transportation
- Top Priority for Coordinated Transportation

	LOW PRIORITY FOR COORDINATED TRANSPORTATION	MODERATELY-LOW PRIORITY FOR COORDINATED TRANSPORTATION	MODERATE PRIORITY FOR COORDINATED TRANSPORTATION	IMPORTANT PRIORITY FOR COORDINATED TRANSPORTATION	TOP PRIORITY FOR COORDINATED TRANSPORTATION	TOTAL	WEIGHT AVERAG
☆	4.00%	8.00%	20.00%	36.00%	32.00%	25	3
	1	2	5	9	8		

Q4 Strategy 2.1: Coordinate Medical Appointment Times with Transportation Availability. Enhance Medical Service Options to Provide Local Service to Unserved Communities. It involves developing new channels of cooperation between health care facilities and transportation providers. Create a partnership between Mobility Managers, Transportation Providers and Health Care Facilities. (Page 7)

Answered: 25 Skipped: 0

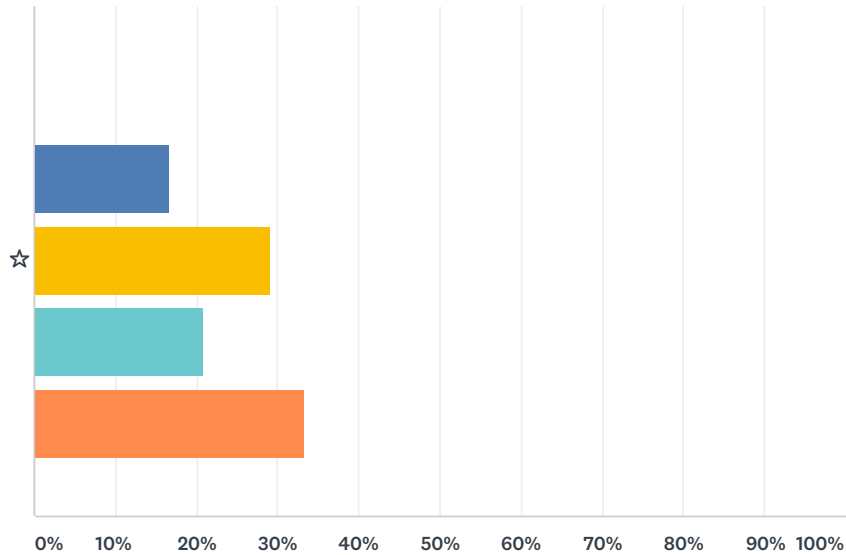


- Low Priority for Coordinated Transportation
- Moderately-Low Priority for Coordinated Transportation
- Moderate Priority for Coordinated Transportation
- Important Priority for Coordinated Transportation
- Top Priority for Coordinated Transportation

	LOW PRIORITY FOR COORDINATED TRANSPORTATION	MODERATELY-LOW PRIORITY FOR COORDINATED TRANSPORTATION	MODERATE PRIORITY FOR COORDINATED TRANSPORTATION	IMPORTANT PRIORITY FOR COORDINATED TRANSPORTATION	TOP PRIORITY FOR COORDINATED TRANSPORTATION	TOTAL	WEIGHT AVERAG
☆	4.00% 1	0.00% 0	16.00% 4	28.00% 7	52.00% 13	25	4

Q5 Strategy 2.2: Mobile Medical Units Visit Communities Lacking Medical Facilities Particularly important for Esmeralda and Lincoln Counties. (Page 8)

Answered: 24 Skipped: 1

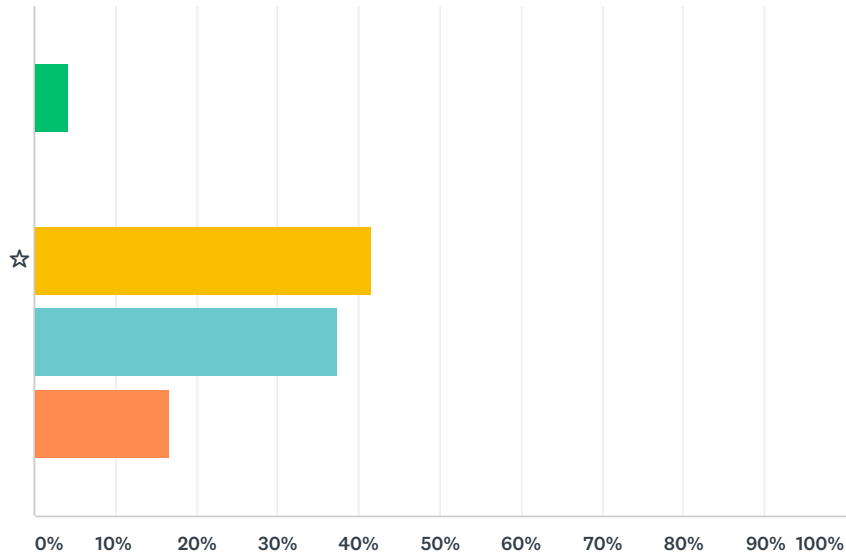


- Low Priority for Coordinated Transportation
- Moderately-Low Priority for Coordinated Transportation
- Moderate Priority for Coordinated Transportation
- Important Priority for Coordinated Transportation
- Top Priority for Coordinated Transportation

	LOW PRIORITY FOR COORDINATED TRANSPORTATION	MODERATELY-LOW PRIORITY FOR COORDINATED TRANSPORTATION	MODERATE PRIORITY FOR COORDINATED TRANSPORTATION	IMPORTANT PRIORITY FOR COORDINATED TRANSPORTATION	TOP PRIORITY FOR COORDINATED TRANSPORTATION	TOTAL	WEIGHT AVERAG
☆	0.00% 0	16.67% 4	29.17% 7	20.83% 5	33.33% 8	24	3

Q6 Strategy 2.3: Establish Tele-Health Centers. Model the centers after the Tele-Health program provided by Renown Health for Tonapah. (Page 8)

Answered: 24 Skipped: 1

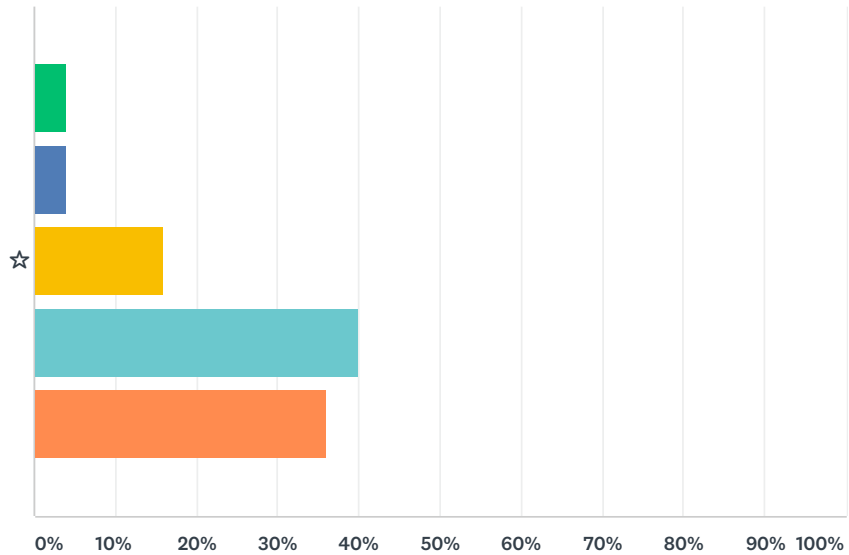


- Low Priority for Coordinated Transportation
- Moderately-Low Priority for Coordinated Transportation
- Moderate Priority for Coordinated Transportation
- Important Priority for Coordinated Transportation
- Top Priority for Coordinated Transportation

	LOW PRIORITY FOR COORDINATED TRANSPORTATION	MODERATELY-LOW PRIORITY FOR COORDINATED TRANSPORTATION	MODERATE PRIORITY FOR COORDINATED TRANSPORTATION	IMPORTANT PRIORITY FOR COORDINATED TRANSPORTATION	TOP PRIORITY FOR COORDINATED TRANSPORTATION	TOTAL	WEIGHT AVERAG
☆	4.17%	0.00%	41.67%	37.50%	16.67%	24	3
	1	0	10	9	4		

Q7 Strategy 3.1: Increase Purchase of Service Agreements with Public Transportation. Seek potential contract agreements with private and non-profit companies to increase transportation for after school activities, family counseling, education, etc. This would also be an opportunity to leverage additional Federal funds because contract revenue is eligible as local match for Federal transportation grants. (Page 9)

Answered: 25 Skipped: 0



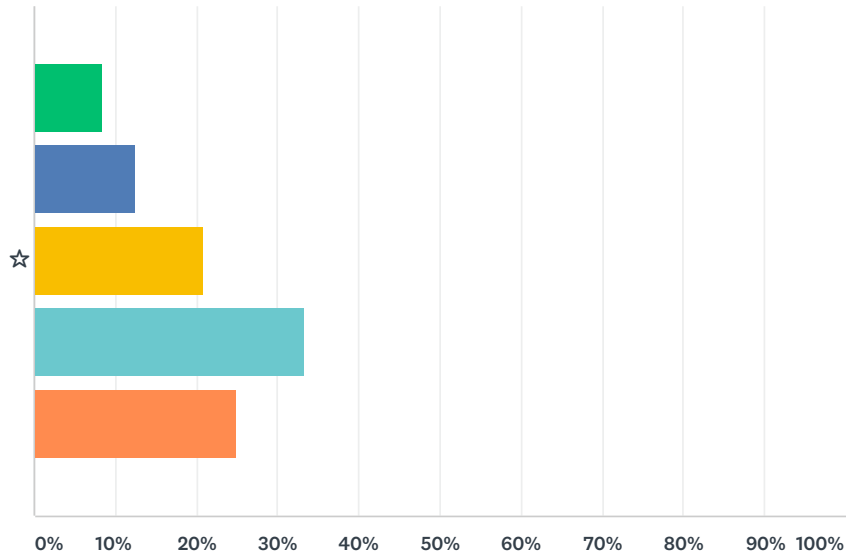
- Low Priority for Coordinated Transportation
- Moderately-Low Priority for Coordinated Transportation
- Moderate Priority for Coordinated Transportation
- Important Priority for Coordinated Transportation
- Top Priority for Coordinated Transportation

	LOW PRIORITY FOR COORDINATED TRANSPORTATION	MODERATELY-LOW PRIORITY FOR COORDINATED TRANSPORTATION	MODERATE PRIORITY FOR COORDINATED TRANSPORTATION	IMPORTANT PRIORITY FOR COORDINATED TRANSPORTATION	TOP PRIORITY FOR COORDINATED TRANSPORTATION	TOTAL	WEIGHT AVERAG
☆	4.00%	4.00%	16.00%	40.00%	36.00%	25	4
	1	1	4	10	9		

#	OTHER (PLEASE SPECIFY)	DATE
1	This is confusing - who is the contractor?	12/6/2018 2:01 PM

Q8 Strategy 3.2: Increase Public Transportation Service to Nye and Douglas Counties. Addresses the need for more evening, weekend, and out-of-county service. (Page 10)

Answered: 24 Skipped: 1



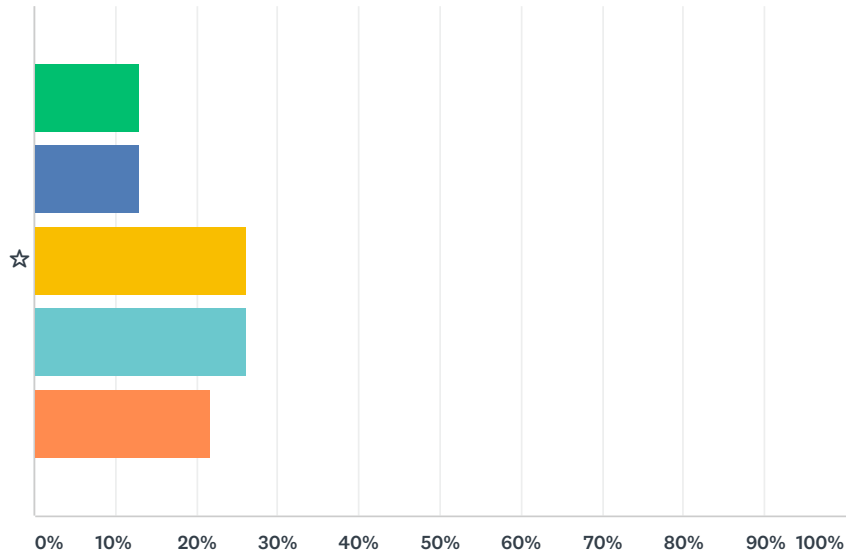
- Low Priority for Coordinated Transportation
- Moderately-Low Priority for Coordinated Transportation
- Moderate Priority for Coordinated Transportation
- Important Priority for Coordinated Transportation
- Top Priority for Coordinated Transportation

	LOW PRIORITY FOR COORDINATED TRANSPORTATION	MODERATELY-LOW PRIORITY FOR COORDINATED TRANSPORTATION	MODERATE PRIORITY FOR COORDINATED TRANSPORTATION	IMPORTANT PRIORITY FOR COORDINATED TRANSPORTATION	TOP PRIORITY FOR COORDINATED TRANSPORTATION	TOTAL	WEIGHT AVERAG
☆	8.33%	12.50%	20.83%	33.33%	25.00%	24	3
	2	3	5	8	6		

#	OTHER (PLEASE SPECIFY)	DATE
1	We are not in Nye & Douglas counties	12/6/2018 2:01 PM

Q9 Strategy 4.1: Create a Volunteer Transportation Working Groups to support a Coordinated Volunteer Driver Program. Each Mobility Manager will create a working group with managers of volunteer driver and veteran transportation programs to discuss and overcome challenges, and work toward goals and opportunities. (Page 11)

Answered: 23 Skipped: 2



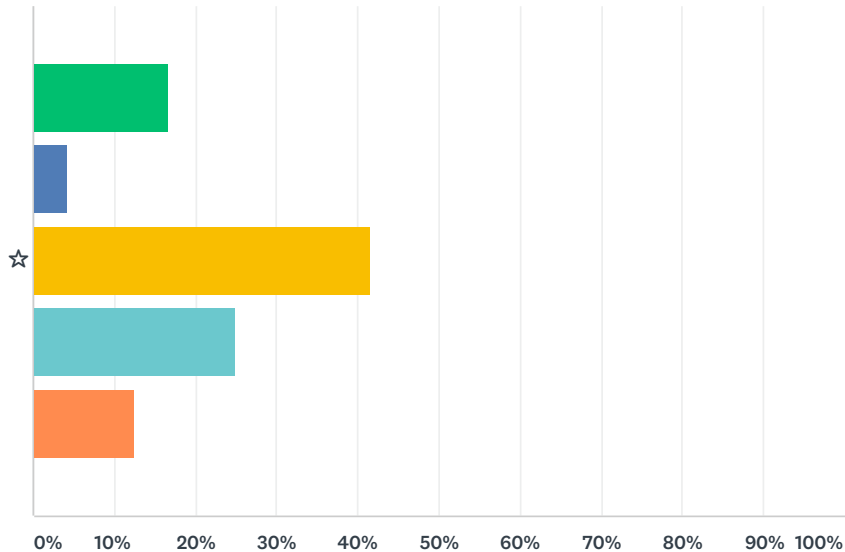
- Low Priority for Coordinated Transportation
- Moderately-Low Priority for Coordinated Transportation
- Moderate Priority for Coordinated Transportation
- Important Priority for Coordinated Transportation
- Top Priority for Coordinated Transportation

	LOW PRIORITY FOR COORDINATED TRANSPORTATION	MODERATELY-LOW PRIORITY FOR COORDINATED TRANSPORTATION	MODERATE PRIORITY FOR COORDINATED TRANSPORTATION	IMPORTANT PRIORITY FOR COORDINATED TRANSPORTATION	TOP PRIORITY FOR COORDINATED TRANSPORTATION	TOTAL	WEIGHT AVERAG
☆	13.04% 3	13.04% 3	26.09% 6	26.09% 6	21.74% 5	23	3

#	OTHER (PLEASE SPECIFY)	DATE
1	I indicated moderately-low, because if we use our company for an example: we could not have volunteers to operate our vehicles due to the high insurance costs and the fact that background checks have to be run on the volunteers.	12/5/2018 6:46 PM
2	It is extremely difficult to recruit volunteers to do anything in rural counties. Good luck trying to do this!	12/5/2018 3:41 PM

Q10 Strategy 4.2: Identify Joint Volunteer Driver Insurance Providers. Ultimately, the goal will be to obtain a lower cost to the participating agencies by offering a larger plan for the insurance provider. Advantages for the drivers may also be negotiated if the driver's primary insurance is also with the same company. (Page 12)

Answered: 24 Skipped: 1



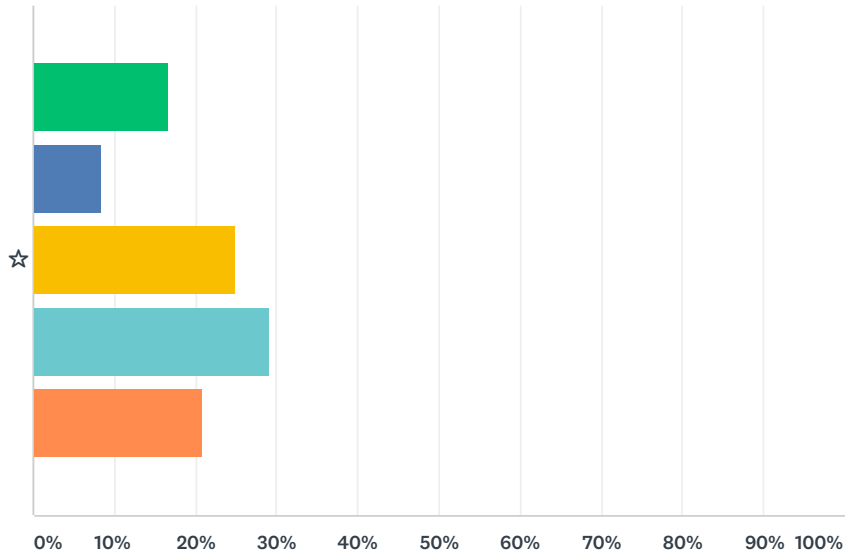
- Low Priority for Coordinated Transportation
- Moderately-Low Priority for Coordinated Transportation
- Moderate Priority for Coordinated Transportation
- Important Priority for Coordinated Transportation
- Top Priority for Coordinated Transportation

	LOW PRIORITY FOR COORDINATED TRANSPORTATION	MODERATELY-LOW PRIORITY FOR COORDINATED TRANSPORTATION	MODERATE PRIORITY FOR COORDINATED TRANSPORTATION	IMPORTANT PRIORITY FOR COORDINATED TRANSPORTATION	TOP PRIORITY FOR COORDINATED TRANSPORTATION	TOTAL	WEIGHT AVERAG
☆	16.67% 4	4.17% 1	41.67% 10	25.00% 6	12.50% 3	24	3

#	OTHER (PLEASE SPECIFY)	DATE
1	Insurance cost concerns if sharing in liability/accident rates with other agencies/groups.	12/10/2018 2:26 PM
2	You might recruit more volunteer drivers if you subsidized their increased insurance rates or provided vehicles so they don't have to use their own.	12/5/2018 3:41 PM

Q11 Strategy 4.3: Develop (or Expand) a Volunteer Driver Training Program. Include a request for the insurance provider to reduce the price of the policy if joint training is provided by an approved organization. (Page 12)

Answered: 24 Skipped: 1



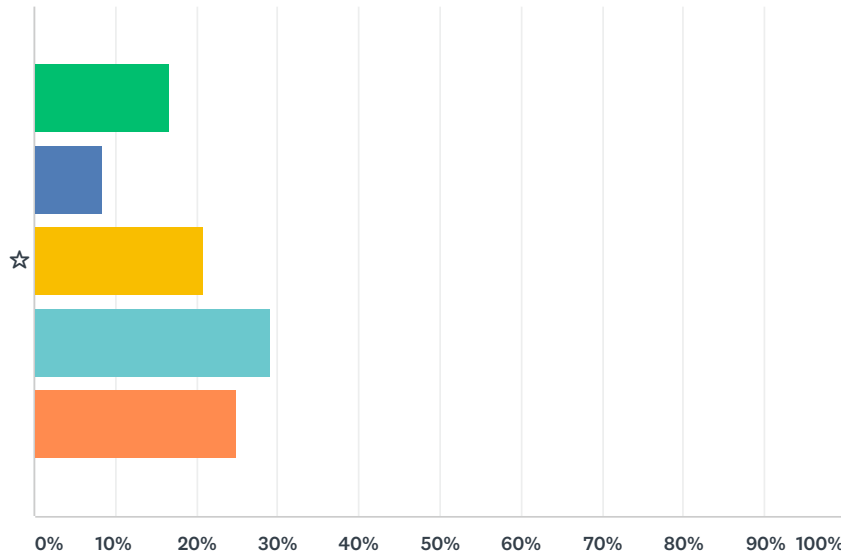
- Low Priority for Coordinated Transportation
- Moderately-Low Priority for Coordinated Transportation
- Moderate Priority for Coordinated Transportation
- Important Priority for Coordinated Transportation
- Top Priority for Coordinated Transportation

	LOW PRIORITY FOR COORDINATED TRANSPORTATION	MODERATELY-LOW PRIORITY FOR COORDINATED TRANSPORTATION	MODERATE PRIORITY FOR COORDINATED TRANSPORTATION	IMPORTANT PRIORITY FOR COORDINATED TRANSPORTATION	TOP PRIORITY FOR COORDINATED TRANSPORTATION	TOTAL	WEIGHT AVERAG
☆	16.67% 4	8.33% 2	25.00% 6	29.17% 7	20.83% 5	24	3

#	OTHER (PLEASE SPECIFY)	DATE
1	It was our understanding from RLS that volunteer drivers can't be part of our program because of D&A regulations; person(s) must be an active employee.	12/10/2018 2:26 PM
2	I doubt many insurance companies will honor your "request" to reduce premiums. After all, they're in business to profit.	12/5/2018 3:41 PM

Q12 Strategy 4.4: Develop a Volunteer Driver Program with Enough Flexibility to Make it Attractive to New Potential Volunteers. The coordinated driver recruitment effort should be prioritized so that the working group focuses on geographic areas and types of services where drivers are needed most (i.e., long distance trips for passengers of any age). (Page 13)

Answered: 24 Skipped: 1



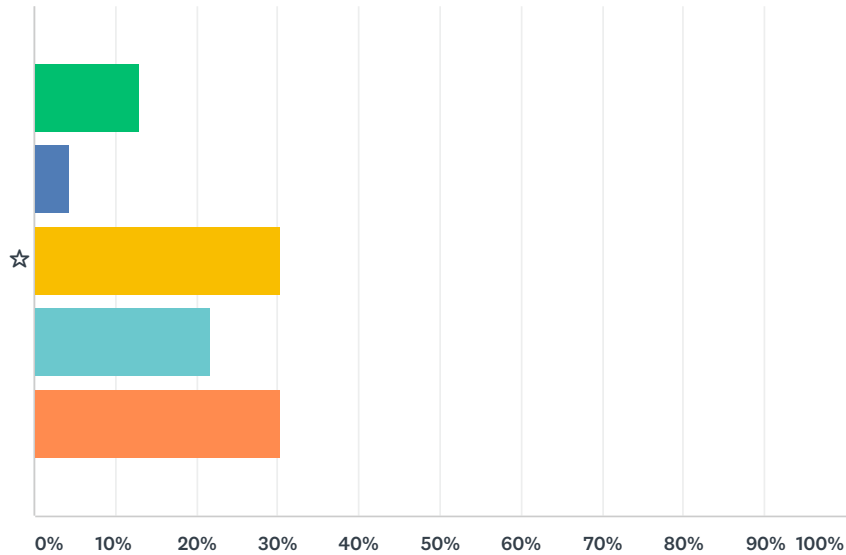
- Low Priority for Coordinated Transportation
- Moderately-Low Priority for Coordinated Transportation
- Moderate Priority for Coordinated Transportation
- Important Priority for Coordinated Transportation
- Top Priority for Coordinated Transportation

	LOW PRIORITY FOR COORDINATED TRANSPORTATION	MODERATELY-LOW PRIORITY FOR COORDINATED TRANSPORTATION	MODERATE PRIORITY FOR COORDINATED TRANSPORTATION	IMPORTANT PRIORITY FOR COORDINATED TRANSPORTATION	TOP PRIORITY FOR COORDINATED TRANSPORTATION	TOTAL	WEIGHT AVERAG
☆	16.67% 4	8.33% 2	20.83% 5	29.17% 7	25.00% 6	24	3

#	OTHER (PLEASE SPECIFY)	DATE
1	Concerns with volunteer commitment or lack thereof and ongoing management and training of persons who may not stay on long-term.	12/10/2018 2:26 PM
2	See previous comments regarding volunteers.	12/5/2018 3:41 PM

Q13 Strategy 4.5: Collaborative Grant Applications. Joint applications to support volunteer driver programs may be stronger than individual applications. (Page 14)

Answered: 23 Skipped: 2



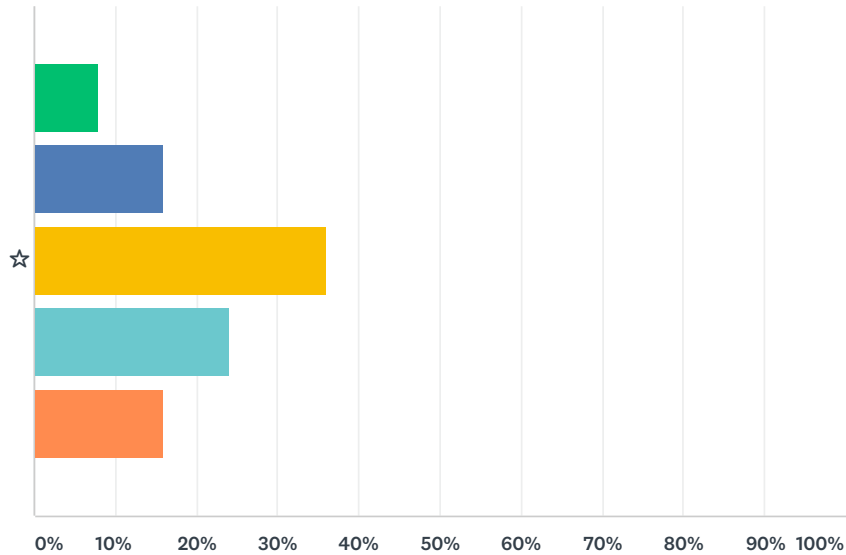
- Low Priority for Coordinated Transportation
- Moderately-Low Priority for Coordinated Transportation
- Moderate Priority for Coordinated Transportation
- Important Priority for Coordinated Transportation
- Top Priority for Coordinated Transportation

	LOW PRIORITY FOR COORDINATED TRANSPORTATION	MODERATELY-LOW PRIORITY FOR COORDINATED TRANSPORTATION	MODERATE PRIORITY FOR COORDINATED TRANSPORTATION	IMPORTANT PRIORITY FOR COORDINATED TRANSPORTATION	TOP PRIORITY FOR COORDINATED TRANSPORTATION	TOTAL	WEIGHT AVERAG
☆	13.04%	4.35%	30.43%	21.74%	30.43%	23	3
	3	1	7	5	7		

#	OTHER (PLEASE SPECIFY)	DATE
1	Doing this will have a negative impact on counties who are unable to recruit volunteers but desperately need the services.	12/5/2018 3:41 PM

Q14 Strategy 4.6: Once Established, the Working Group Should Recruit Additional Organizations that would Benefit from Volunteer Driver Services. (Page 15)

Answered: 25 Skipped: 0

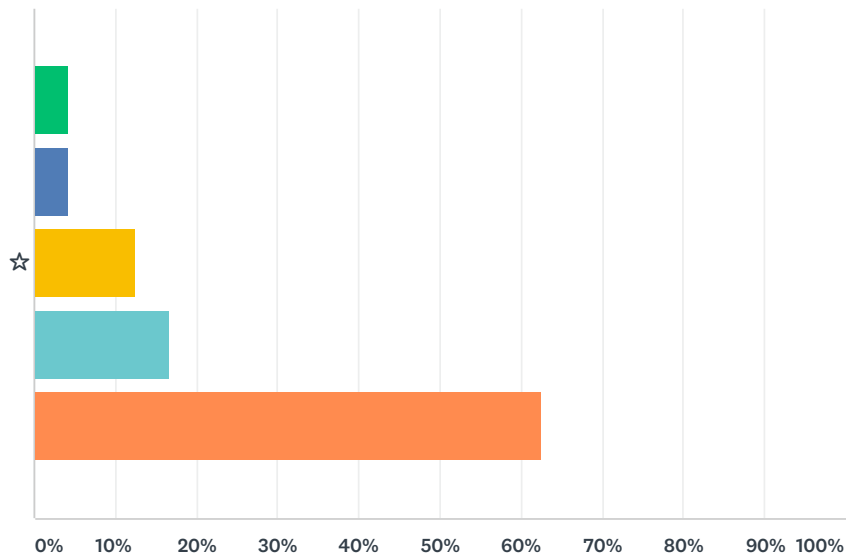


- Low Priority for Coordinated Transportation
- Moderately-Low Priority for Coordinated Transportation
- Moderate Priority for Coordinated Transportation
- Important Priority for Coordinated Transportation
- Top Priority for Coordinated Transportation

	LOW PRIORITY FOR COORDINATED TRANSPORTATION	MODERATELY-LOW PRIORITY FOR COORDINATED TRANSPORTATION	MODERATE PRIORITY FOR COORDINATED TRANSPORTATION	IMPORTANT PRIORITY FOR COORDINATED TRANSPORTATION	TOP PRIORITY FOR COORDINATED TRANSPORTATION	TOTAL	WEIGHT AVERAG
☆	8.00%	16.00%	36.00%	24.00%	16.00%	25	3
	2	4	9	6	4		

Q15 Strategy 5.1: Provide Flexible Intercity Bus Routes to travel between rural communities or to cities where services are located. (Page 17)

Answered: 24 Skipped: 1



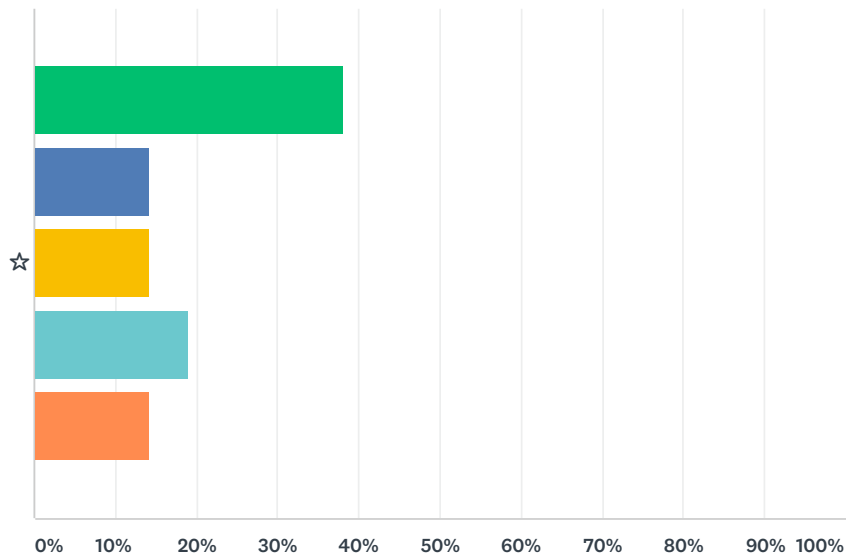
- Low Priority for Coordinated Transportation
- Moderately-Low Priority for Coordinated Transportation
- Moderate Priority for Coordinated Transportation
- Important Priority for Coordinated Transportation
- Top Priority for Coordinated Transportation

	LOW PRIORITY FOR COORDINATED TRANSPORTATION	MODERATELY-LOW PRIORITY FOR COORDINATED TRANSPORTATION	MODERATE PRIORITY FOR COORDINATED TRANSPORTATION	IMPORTANT PRIORITY FOR COORDINATED TRANSPORTATION	TOP PRIORITY FOR COORDINATED TRANSPORTATION	TOTAL	WEIGHT AVERAG
☆	4.17%	4.17%	12.50%	16.67%	62.50%	24	4
	1	1	3	4	15		

#	OTHER (PLEASE SPECIFY)	DATE
1	Tahoe to Reno/Carson/Minden should be included on this list.	12/11/2018 6:08 PM
2	While we serve the general public, 90% + of our clients are seniors and often require more one-on-one assistance with long distance trips; public service providers may not be able to assist with someone who is frail and cannot physically or easily function as those of a younger, more active person in a public setting.	12/10/2018 2:26 PM

Q16 Strategy 5.2: Conduct a Needs Assessment for Increased Routes between Las Vegas and Boulder City. (Page 20)

Answered: 21 Skipped: 4



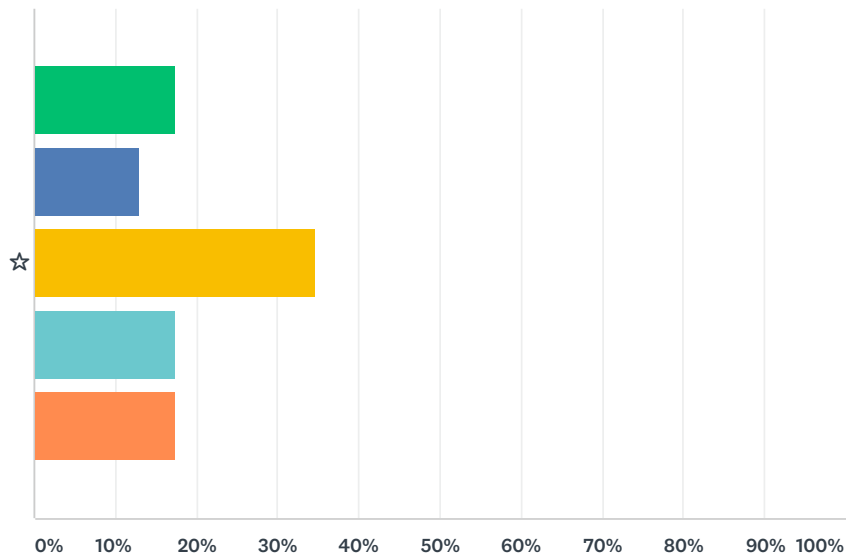
- Low Priority for Coordinated Transportation
- Moderately-Low Priority for Coordinated Transportation
- Moderate Priority for Coordinated Transportation
- Important Priority for Coordinated Transportation
- Top Priority for Coordinated Transportation

	LOW PRIORITY FOR COORDINATED TRANSPORTATION	MODERATELY-LOW PRIORITY FOR COORDINATED TRANSPORTATION	MODERATE PRIORITY FOR COORDINATED TRANSPORTATION	IMPORTANT PRIORITY FOR COORDINATED TRANSPORTATION	TOP PRIORITY FOR COORDINATED TRANSPORTATION	TOTAL	WEIGHT AVERAG
☆	38.10% 8	14.29% 3	14.29% 3	19.05% 4	14.29% 3	21	2

#	OTHER (PLEASE SPECIFY)	DATE
1	This does not apply to the operations of Nye County Transportation; our routes are based in Amargosa Valley, Beatty, Smoky Valley and Tonopah; local runs w/additional service to Reno, Las Vegas and Pahrump.	12/10/2018 2:26 PM
2	No comment	12/5/2018 3:41 PM

Q17 Strategy 6.1: Public Demand Response Service in West Wendover in Elko County. (Page 21)

Answered: 23 Skipped: 2



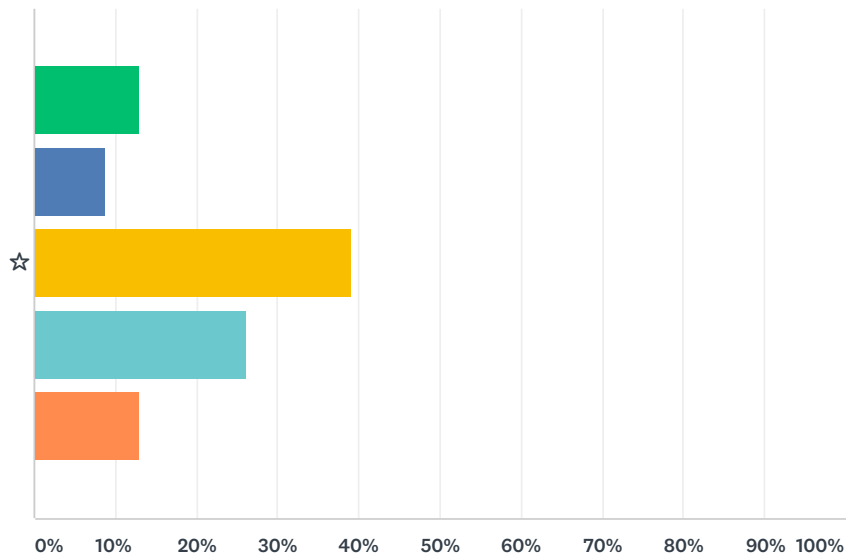
- Low Priority for Coordinated Transportation
- Moderately-Low Priority for Coordinated Transportation
- Moderate Priority for Coordinated Transportation
- Important Priority for Coordinated Transportation
- Top Priority for Coordinated Transportation

	LOW PRIORITY FOR COORDINATED TRANSPORTATION	MODERATELY-LOW PRIORITY FOR COORDINATED TRANSPORTATION	MODERATE PRIORITY FOR COORDINATED TRANSPORTATION	IMPORTANT PRIORITY FOR COORDINATED TRANSPORTATION	TOP PRIORITY FOR COORDINATED TRANSPORTATION	TOTAL	WEIGHT AVERAG
☆	17.39% 4	13.04% 3	34.78% 8	17.39% 4	17.39% 4	23	3

#	OTHER (PLEASE SPECIFY)	DATE
1	See #16	12/10/2018 2:26 PM
2	No comment	12/5/2018 3:41 PM
3	this is a necessity, but I (Mackenzie Gonzales) am struggling to see it as possible when there isn't a current agency fiscally responsible enough to operate it. And City of Wendover is un-interested in housing it.	12/5/2018 3:06 PM

Q18 Strategy 6.2: Shoshone Paiute Tribe Senior Center Program Transportation. (Page 22)

Answered: 23 Skipped: 2



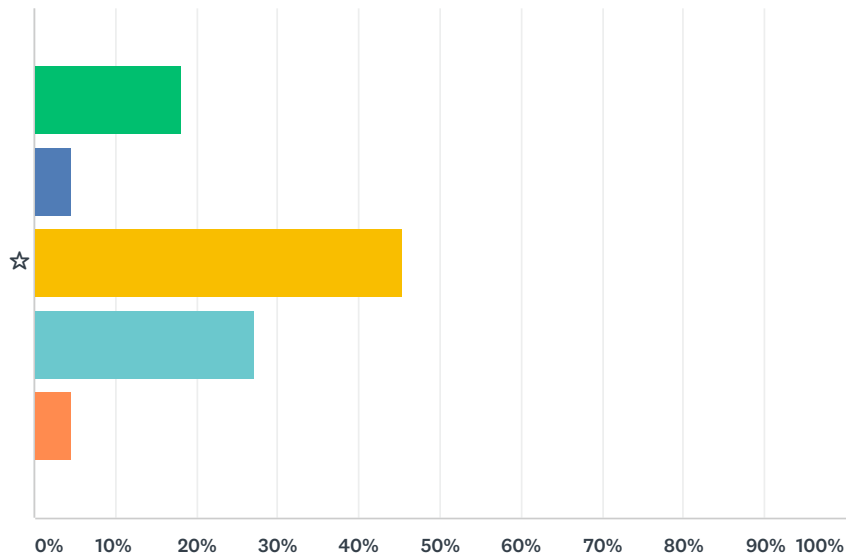
- Low Priority for Coordinated Transportation
- Moderately-Low Priority for Coordinated Transportation
- Moderate Priority for Coordinated Transportation
- Important Priority for Coordinated Transportation
- Top Priority for Coordinated Transportation

	LOW PRIORITY FOR COORDINATED TRANSPORTATION	MODERATELY-LOW PRIORITY FOR COORDINATED TRANSPORTATION	MODERATE PRIORITY FOR COORDINATED TRANSPORTATION	IMPORTANT PRIORITY FOR COORDINATED TRANSPORTATION	TOP PRIORITY FOR COORDINATED TRANSPORTATION	TOTAL	WEIGHT AVERAG
☆	13.04% 3	8.70% 2	39.13% 9	26.09% 6	13.04% 3	23	3

#	OTHER (PLEASE SPECIFY)	DATE
1	See #16	12/10/2018 2:26 PM
2	No comment	12/5/2018 3:41 PM

Q19 Strategy 6.3: Get My Ride Blue Line Expansion (Page 22)

Answered: 22 Skipped: 3



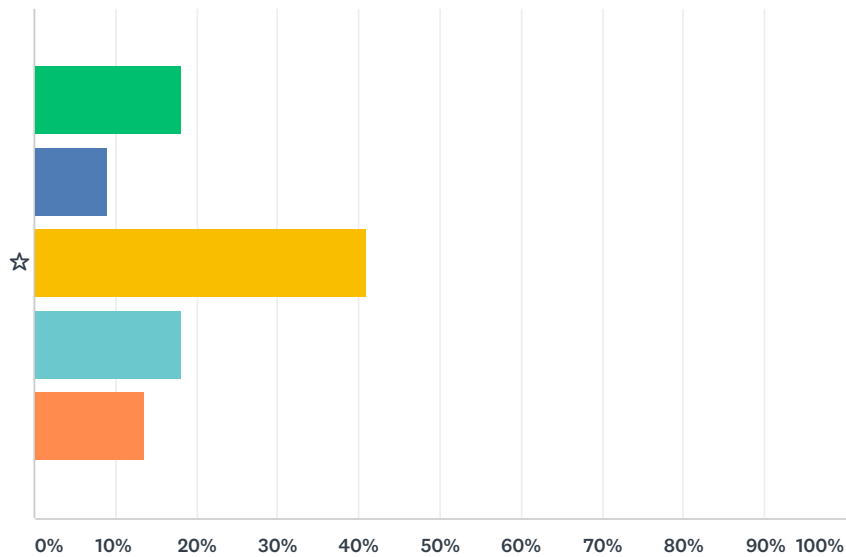
- Low Priority for Coordinated Transportation
- Moderately-Low Priority for Coordinated Transportation
- Moderate Priority for Coordinated Transportation
- Important Priority for Coordinated Transportation
- Top Priority for Coordinated Transportation

	LOW PRIORITY FOR COORDINATED TRANSPORTATION	MODERATELY-LOW PRIORITY FOR COORDINATED TRANSPORTATION	MODERATE PRIORITY FOR COORDINATED TRANSPORTATION	IMPORTANT PRIORITY FOR COORDINATED TRANSPORTATION	TOP PRIORITY FOR COORDINATED TRANSPORTATION	TOTAL	WEIGHT AVERAG
☆	18.18%	4.55%	45.45%	27.27%	4.55%	22	2
	4	1	10	6	1		

#	OTHER (PLEASE SPECIFY)	DATE
1	See #16	12/10/2018 2:26 PM
2	No comment	12/5/2018 3:41 PM

Q20 Strategy 6.4: Expansion of Get My Ride Service Area and Hours (Elko County). (Page 23)

Answered: 22 Skipped: 3



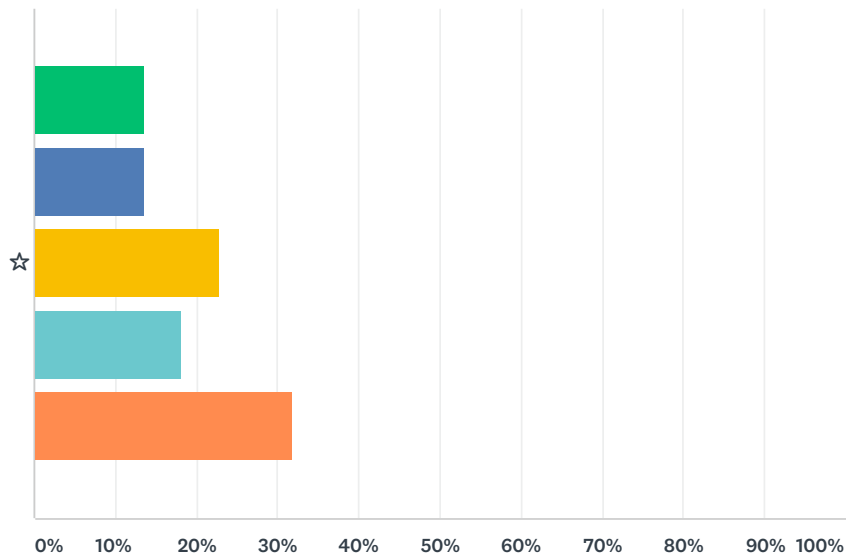
- Low Priority for Coordinated Transportation
- Moderately-Low Priority for Coordinated Transportation
- Moderate Priority for Coordinated Transportation
- Important Priority for Coordinated Transportation
- Top Priority for Coordinated Transportation

	LOW PRIORITY FOR COORDINATED TRANSPORTATION	MODERATELY-LOW PRIORITY FOR COORDINATED TRANSPORTATION	MODERATE PRIORITY FOR COORDINATED TRANSPORTATION	IMPORTANT PRIORITY FOR COORDINATED TRANSPORTATION	TOP PRIORITY FOR COORDINATED TRANSPORTATION	TOTAL	WEIGHT AVERAG
☆	18.18% 4	9.09% 2	40.91% 9	18.18% 4	13.64% 3	22	3

#	OTHER (PLEASE SPECIFY)	DATE
1	See #16	12/10/2018 2:26 PM
2	No comment	12/5/2018 3:41 PM

Q21 Strategy 6.5: Expansion of Ely Bus to White Pine County Rural Communities. (Page 23)

Answered: 22 Skipped: 3



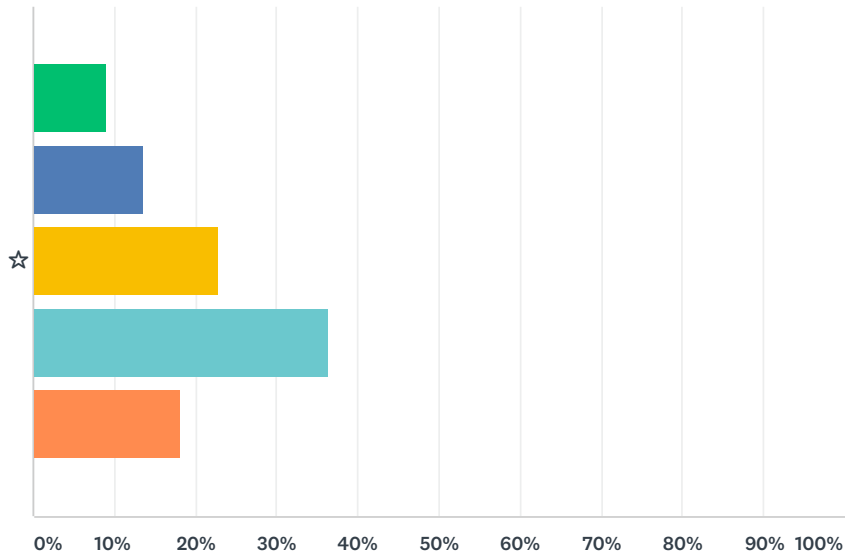
- Low Priority for Coordinated Transportation
- Moderately-Low Priority for Coordinated Transportation
- Moderate Priority for Coordinated Transportation
- Important Priority for Coordinated Transportation
- Top Priority for Coordinated Transportation

	LOW PRIORITY FOR COORDINATED TRANSPORTATION	MODERATELY-LOW PRIORITY FOR COORDINATED TRANSPORTATION	MODERATE PRIORITY FOR COORDINATED TRANSPORTATION	IMPORTANT PRIORITY FOR COORDINATED TRANSPORTATION	TOP PRIORITY FOR COORDINATED TRANSPORTATION	TOTAL	WEIGHT AVERAG
☆	13.64% 3	13.64% 3	22.73% 5	18.18% 4	31.82% 7	22	3

#	OTHER (PLEASE SPECIFY)	DATE
1	See #16	12/10/2018 2:26 PM

Q22 Strategy 6.6: Expansion of Pleasant Senior Center Transportation Service Area and Hours. (Page 24)

Answered: 22 Skipped: 3



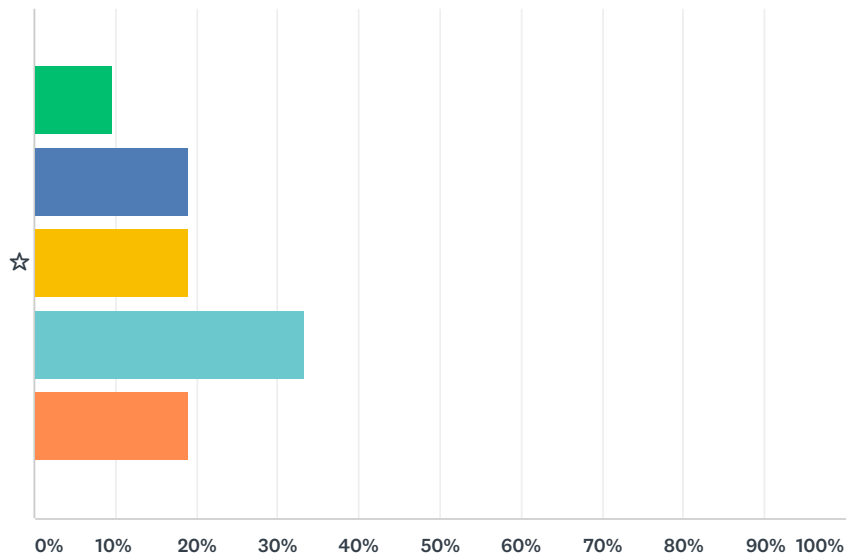
- Low Priority for Coordinated Transportation
- Moderately-Low Priority for Coordinated Transportation
- Moderate Priority for Coordinated Transportation
- Important Priority for Coordinated Transportation
- Top Priority for Coordinated Transportation

	LOW PRIORITY FOR COORDINATED TRANSPORTATION	MODERATELY-LOW PRIORITY FOR COORDINATED TRANSPORTATION	MODERATE PRIORITY FOR COORDINATED TRANSPORTATION	IMPORTANT PRIORITY FOR COORDINATED TRANSPORTATION	TOP PRIORITY FOR COORDINATED TRANSPORTATION	TOTAL	WEIGHT AVERAG
☆	9.09%	13.64%	22.73%	36.36%	18.18%	22	3
	2	3	5	8	4		

#	OTHER (PLEASE SPECIFY)	DATE
1	See #16	12/10/2018 2:26 PM
2	No comment	12/5/2018 3:41 PM

Q23 Strategy 6.7: Conduct a Pilot Demonstration of a Winnemucca Flexible Fixed Route. (Page 25)

Answered: 21 Skipped: 4



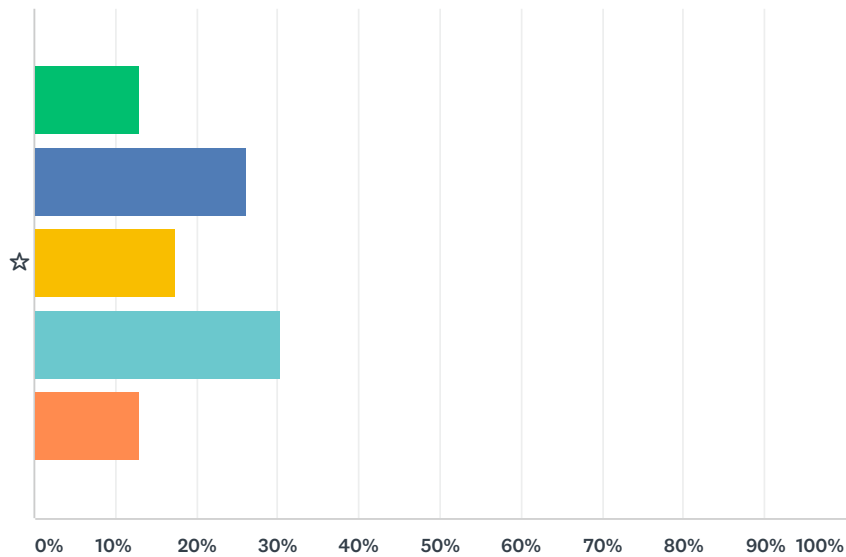
- Low Priority for Coordinated Transportation
- Moderately-Low Priority for Coordinated Transportation
- Moderate Priority for Coordinated Transportation
- Important Priority for Coordinated Transportation
- Top Priority for Coordinated Transportation

	LOW PRIORITY FOR COORDINATED TRANSPORTATION	MODERATELY-LOW PRIORITY FOR COORDINATED TRANSPORTATION	MODERATE PRIORITY FOR COORDINATED TRANSPORTATION	IMPORTANT PRIORITY FOR COORDINATED TRANSPORTATION	TOP PRIORITY FOR COORDINATED TRANSPORTATION	TOTAL	WEIGHT AVERAG
☆	9.52% 2	19.05% 4	19.05% 4	33.33% 7	19.05% 4	21	3

#	OTHER (PLEASE SPECIFY)	DATE
1	See #16	12/10/2018 2:26 PM
2	No comment	12/5/2018 3:41 PM

Q24 Strategy 6.8: Establish Public Demand Response Transportation Service in Battle Mountain. (Page 25)

Answered: 23 Skipped: 2



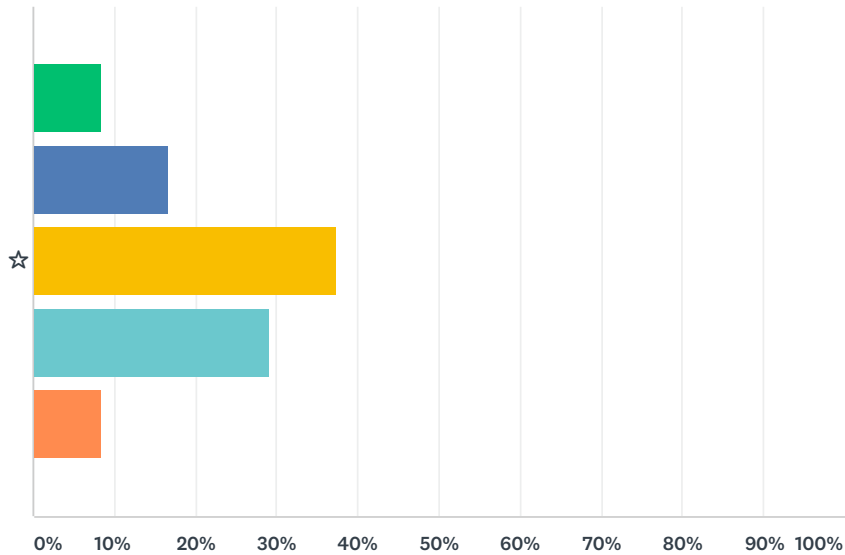
- Low Priority for Coordinated Transportation
- Moderately-Low Priority for Coordinated Transportation
- Moderate Priority for Coordinated Transportation
- Important Priority for Coordinated Transportation
- Top Priority for Coordinated Transportation

	LOW PRIORITY FOR COORDINATED TRANSPORTATION	MODERATELY-LOW PRIORITY FOR COORDINATED TRANSPORTATION	MODERATE PRIORITY FOR COORDINATED TRANSPORTATION	IMPORTANT PRIORITY FOR COORDINATED TRANSPORTATION	TOP PRIORITY FOR COORDINATED TRANSPORTATION	TOTAL	WEIGHT AVERAG
☆	13.04% 3	26.09% 6	17.39% 4	30.43% 7	13.04% 3	23	3

#	OTHER (PLEASE SPECIFY)	DATE
1	See #16	12/10/2018 2:26 PM
2	Town is too small for demand response. But a long distance fixed route would be neat.	12/5/2018 3:06 PM

Q25 Strategy 6.9: Establish Vanpool or Shuttle Service in Douglas County to Support Employment Opportunities. (Page 26)

Answered: 24 Skipped: 1



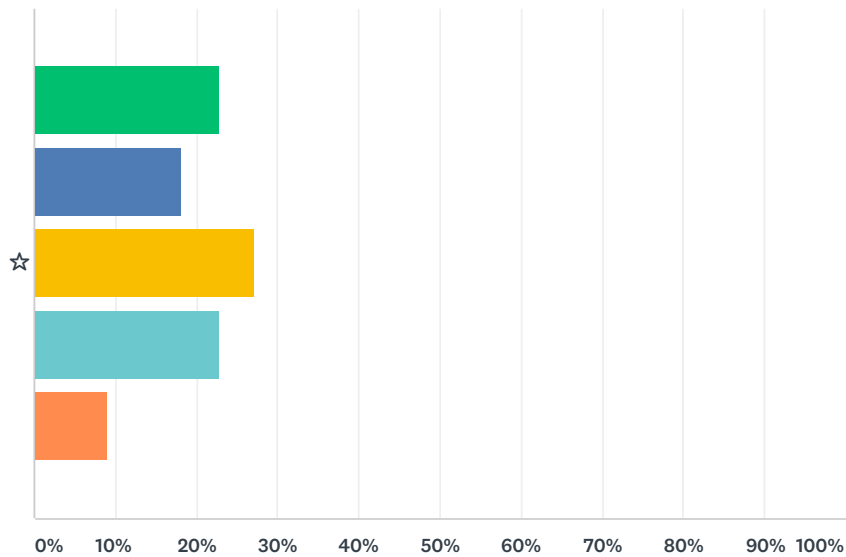
- Low Priority for Coordinated Transportation
- Moderately-Low Priority for Coordinated Transportation
- Moderate Priority for Coordinated Transportation
- Important Priority for Coordinated Transportation
- Top Priority for Coordinated Transportation

	LOW PRIORITY FOR COORDINATED TRANSPORTATION	MODERATELY-LOW PRIORITY FOR COORDINATED TRANSPORTATION	MODERATE PRIORITY FOR COORDINATED TRANSPORTATION	IMPORTANT PRIORITY FOR COORDINATED TRANSPORTATION	TOP PRIORITY FOR COORDINATED TRANSPORTATION	TOTAL	WEIGHT AVERAG
☆	8.33% 2	16.67% 4	37.50% 9	29.17% 7	8.33% 2	24	3

#	OTHER (PLEASE SPECIFY)	DATE
1	See #16	12/10/2018 2:26 PM

Q26 Strategy 7.1: Investigate the Potential for Developing a Bus Safety Lane (Clark County - City of Laughlin). (Page 27)

Answered: 22 Skipped: 3



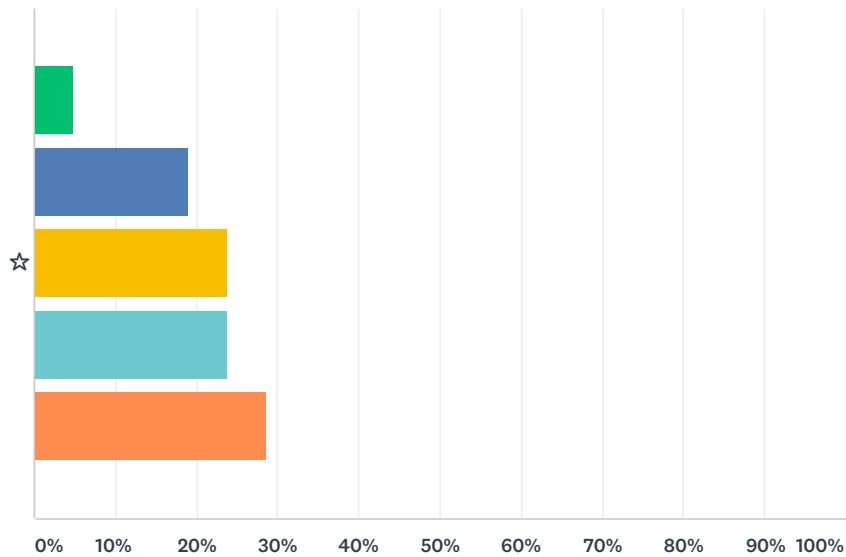
- Low Priority for Coordinated Transportation
- Moderately-Low Priority for Coordinated Transportation
- Moderate Priority for Coordinated Transportation
- Important Priority for Coordinated Transportation
- Top Priority for Coordinated Transportation

	LOW PRIORITY FOR COORDINATED TRANSPORTATION	MODERATELY-LOW PRIORITY FOR COORDINATED TRANSPORTATION	MODERATE PRIORITY FOR COORDINATED TRANSPORTATION	IMPORTANT PRIORITY FOR COORDINATED TRANSPORTATION	TOP PRIORITY FOR COORDINATED TRANSPORTATION	TOTAL	WEIGHT AVERAG
☆	22.73%	18.18%	27.27%	22.73%	9.09%	22	2
	5	4	6	5	2		

#	OTHER (PLEASE SPECIFY)	DATE
1	See #16	12/10/2018 2:26 PM
2	Maybe more cost efficient to designate multiple pick-up areas off the heavily traveled roads	12/5/2018 3:41 PM

Q27 Strategy 8.1: Improve Transportation Information Available Through 211. (Page 28)

Answered: 21 Skipped: 4



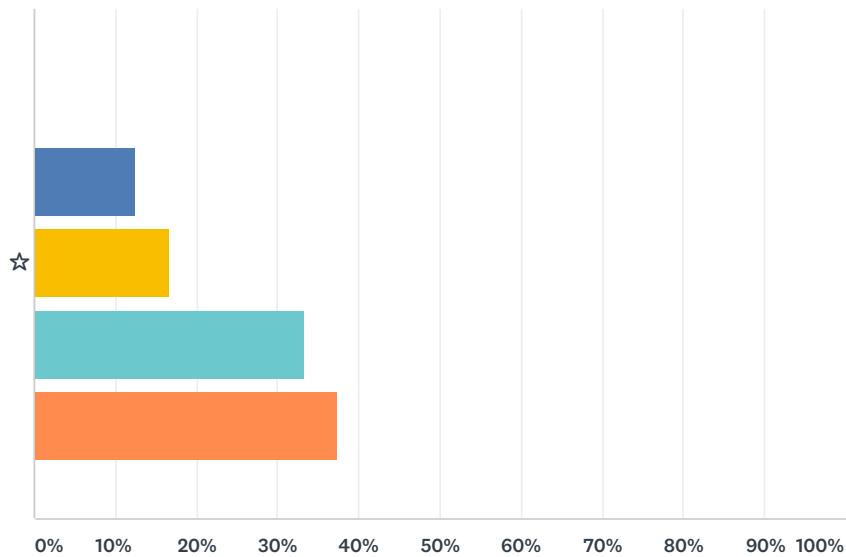
- Low Priority for Coordinated Transportation
- Moderately-Low Priority for Coordinated Transportation
- Moderate Priority for Coordinated Transportation
- Important Priority for Coordinated Transportation
- Top Priority for Coordinated Transportation

	LOW PRIORITY FOR COORDINATED TRANSPORTATION	MODERATELY-LOW PRIORITY FOR COORDINATED TRANSPORTATION	MODERATE PRIORITY FOR COORDINATED TRANSPORTATION	IMPORTANT PRIORITY FOR COORDINATED TRANSPORTATION	TOP PRIORITY FOR COORDINATED TRANSPORTATION	TOTAL	WEIGHT AVERAG
☆	4.76%	19.05%	23.81%	23.81%	28.57%	21	3
	1	4	5	5	6		

#	OTHER (PLEASE SPECIFY)	DATE
1	211 website is not user-friendly	12/5/2018 3:41 PM

Q28 Strategy 9.1: Coordinated Statewide and/or Regional Rural Travel Training Program. (Page 29)

Answered: 24 Skipped: 1



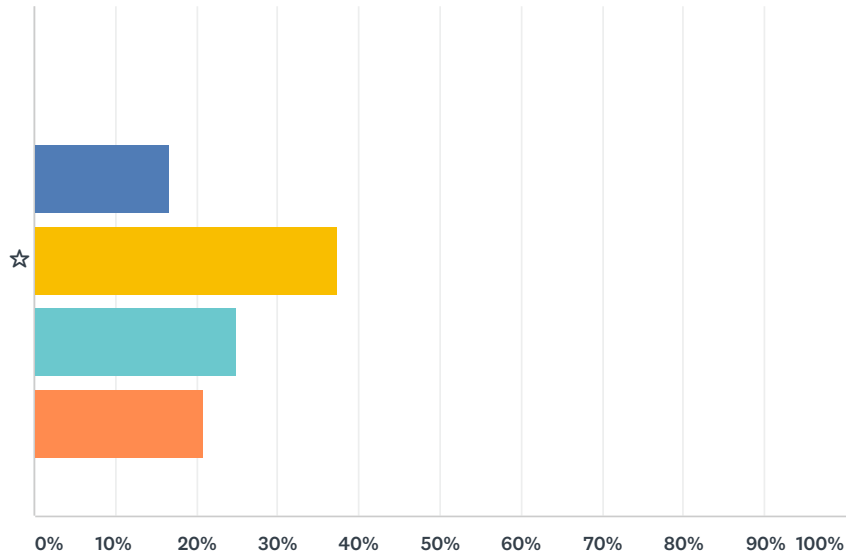
- Low Priority for Coordinated Transportation
- Moderately-Low Priority for Coordinated Transportation
- Moderate Priority for Coordinated Transportation
- Important Priority for Coordinated Transportation
- Top Priority for Coordinated Transportation

	LOW PRIORITY FOR COORDINATED TRANSPORTATION	MODERATELY-LOW PRIORITY FOR COORDINATED TRANSPORTATION	MODERATE PRIORITY FOR COORDINATED TRANSPORTATION	IMPORTANT PRIORITY FOR COORDINATED TRANSPORTATION	TOP PRIORITY FOR COORDINATED TRANSPORTATION	TOTAL	WEIGHT AVERAG
☆	0.00% 0	12.50% 3	16.67% 4	33.33% 8	37.50% 9	24	3

#	OTHER (PLEASE SPECIFY)	DATE
1	As this would be a nice to have program, in the rural areas there are many residence and not sure if there would be state funding for an additional person in each rural area to conduct this type of training.	12/5/2018 6:46 PM

Q29 Strategy 9.2: Create "Trip Ticks" for passengers who participate in the Travel Training Program as a Simple Card to Explain How to Use the Transportation Services between Specific Locations. (Page 30)

Answered: 24 Skipped: 1



- Low Priority for Coordinated Transportation
- Moderately-Low Priority for Coordinated Transportation
- Moderate Priority for Coordinated Transportation
- Important Priority for Coordinated Transportation
- Top Priority for Coordinated Transportation

	LOW PRIORITY FOR COORDINATED TRANSPORTATION	MODERATELY-LOW PRIORITY FOR COORDINATED TRANSPORTATION	MODERATE PRIORITY FOR COORDINATED TRANSPORTATION	IMPORTANT PRIORITY FOR COORDINATED TRANSPORTATION	TOP PRIORITY FOR COORDINATED TRANSPORTATION	TOTAL	WEIGHT AVERAG
☆	0.00% 0	16.67% 4	37.50% 9	25.00% 6	20.83% 5	24	3

#	OTHER (PLEASE SPECIFY)	DATE
1	I don't see how the card would be simple when dealing in rural communities there are generally many seniors who need more than simplicity to understand.	12/5/2018 6:46 PM

PART SEVEN

PUBLIC COMMENT

Coordinated Human Services Transportation Plan
Public Comments

Some identifying information may be removed to protect the commenter.

Hi Mr. Bradley-

I think it is fantastic that this lack of transportation to the rural areas of Nevada are finally being addressed. I live in Searchlight and am blessed to have an automobile to commute into Vegas for work.

However, there are many people who have no vehicles because there is no work in Searchlight for them to earn income to buy a vehicle.

If good reliable transportation was made available then you will have empowered these people to have the ability to have options for employment.

Thank you!
Kim C.

Hello Matt

I come from a rural community In northern Nevada. And now live in a rural community in southern Nevada. Here in Laughlin they have the Silver Rider which I'm not sure runs under contract of NDOT but the system works pretty good. I would love to see the same in Winnemucca. I remember needing transportation to and fro for about 6 months in the middle of winter when my car was broke down. I would walk from one end of Winnemucca Blvd to the other for work. Not that the walk was bad per say but in winter even a 3 mile stretch can have multiple weather systems. Often getting to work half drenched and praying the entire time to not get splashed with mud. Here in Laughlin they have about 4 busses and only run 2 at a time. One each direction on a hour long route. Winnemucca is more spread out but even running 3 for hr stretch would do the trick. Here it's about 2 dollars for everyone under 55. I would also love to see silver rider connect to bullhead city az transportation. I know its across state lines but even one per hour would be nice.

Thank you for your time
Meme

I would like to see public transportation put in from Dayton to Carson City. I'm a [age removed] widow and sometimes I have to call on others to take me to doctors appointments. If you would get this in place would there be a way to ride public transportation from Carson to Reno?

It would be great if we had public transportation in place for the entire Lyon County. FYI a taxi ride from Dayton to Carson Tahoe Hospital costs \$60. I read the article in the newspaper and that's why I'm sending you this email. The article reads that you needed input by October 22nd.

I would appreciate hearing back from you.
Judy J.

TO: Matt Bradley c/o NDOT Planning

The first I learned about this plan was in the October 2nd issue of our local PAHRUMP VALLEY TIMES referring to "community workshops" hosted by your Department last year, which I must have missed while overseeing care of my mother then dying of dementia. It seems she was not the only one suffering forgetfulness as our state government evidently "forgot" about the daily bus service between Reno and Las Vegas running through Pahrump for several years until abruptly cancelled in June, 2018. The proposed intercity corridors do not begin to replace this service, as there is nothing between Tonopah and Reno/Sparks, and Pahrump has dropped totally off the map.

This is more than a slight to Pahrump, having a population several times that of other towns which would be on at least one bus route. And a higher proportion of our population is composed of elderly retirees or injured war veterans who are unable to drive and thus much more dependent on reliable public transportation. Nye County has its own "Regional Transportation Commission" and I am copying one of the three members, Leo Blundo, who also sits on our BOCC, to see if that body can weigh in at this late date about rectifying a serious omission in Nevada's "Coordinated Human Services Transportation Plan".

Sincerely,
Bill S

Good morning, Matt –

I am with the Governor's Office of Economic Development and we, too, are working on a plan for federal funding for the Department of Housing & Urban Development (HUD). We serve rural areas with a pass-through funding for community and economic development. We don't do transportation but HUD is asking that we discuss transportation in the 2020-2024 Consolidated Plan, which we are working on now.

Jean B.

Hello Matthew,

See the attached suggested edits to the NDOT Coordinated Plan, which are also summarized below:

Consider adding SNTC to list of regional providers on page 40. Please update the RTC description shown on page 47. Consider adding a label to the x axis Figure 4.1 (County Identified Needs) on page 82. Consider clarifying roles of the statewide council, coordinating council, and NDOT Subrecipient Advisory Committee(s) on pages 84-85. Add description of HDX service to Boulder City on page 102.

Please let me know if you have any questions or want to discuss further. Thanks for the opportunity to comment.

Deb R.