

NEVADA
STATEWIDE
INTERMODAL GOODS
MOVEMENT STUDY
DRAFT



Kenny C. Guinn, Governor
Tom Stephens, P.E., Director

Published by:
Intermodal Planning Division
Nevada Department of Transportation
1263 South Stewart Street
Carson City, Nevada 89712

In cooperation with:
Wilbur Smith & Associates
and
Reebie Associates

May, 2000

CONTENTS

	Page
Section 1 PURPOSE AND OVERVIEW	1-1
Introduction	1-1
Goods Movement Study	1-5
Transportation Planning in Nevada	1-7
Input from the Regional Economic Development Agencies	1-10
Section 2 FREIGHT RAIL SYSTEM	2-1
Union Pacific Railroad (UP)	2-1
Burlington Northern and Santa Fe Railway (BNSF)	2-2
Nevada Rail Facilities	2-7
Rail Issues in Nevada	2-8
Rail Issues Identified by Regional Economic Development Agencies	2-9
Section 3 HIGHWAY FREIGHT SYSTEM	3-1
Highways Included	3-1
Key Characteristics of NHS Highways in Nevada	3-2
Corridor Types in Nevada	3-8
Sparks-Fallon Corridor	3-12
NHS Connector Condition Study	3-12
Fallon: Rural Community Profile	3-19
Trucker Issues	3-19
Highway Issues Identified by Regional Economic Development Agencies	3-21
Section 4 AIR CARGO SYSTEM	4-1
Air Services	4-1
Reno/Tahoe International Airport	4-1
McCarran International Airport, Las Vegas	4-7
Elko Regional Airport	4-8
Yelland Field, Ely	4-9
Other Airports with Air Freight Activity	4-10
Air Freight Handling Considerations for Other Airports	4-10
Air System Issues Identified by Regional Economic Development Agencies	4-10
Section 5 GOODS MOVEMENT IN NEVADA	5-1
Introduction	5-1
Overall Commodity Flows	5-6
Nevada's External Commodity Freight Flows	5-9
Modal Analysis of Nevada's Commodity Freight	5-17
Commodity Flows through Nevada	5-24
Modal Analysis of Commodity Freight through Nevada	5-31
Origins and Destinations for Trade through Nevada	5-32
Through Flows by Type of Commodity	5-34
Modal Splits Across Commodities by Destination	5-37
Year 2005 Commodity Forecasts	5-39
Year 2020 Commodity Forecasts	5-55
Shipper Perspectives on the Nevada's Freight System	5-71

SECTION 6 ECONOMIC IMPACT METHODOLOGY	6-1
Introduction	6-1
Economic Impact Methodology	6-1
Types of Economic Impact	6-2
Economic Impact of Goods Movement in Nevada	6-3
SECTION 7 FREIGHT-ORIENTED CONCLUSIONS AND RECOMMENDATIONS	7-1
Introduction	7-1
Strengths and Weaknesses of Nevada’s Freight System	7-1
Key Freight Transportation Issues Confronting Nevada	7-5
Modal Goals and Strategies to Improve Goods Movement	7-6
Intermodal Freight Planning Process for Nevada	7-14

Section 1 PURPOSE AND OVERVIEW

INTRODUCTION

This report document summarizes an initial attempt to examine Nevada's freight transportation system, with an eye on how to best utilize Nevada's freight strengths in the economic development and economic diversification process. The principal rail lines, highways, airports and intermodal facilities included in this Goods Movement Study are identified on Exhibit 1-1.

Nevada's Economic Diversification Initiative

Nevada is finding that, as growth in the gaming and related services industries levels off, and as other states initiate competitive businesses, there is a need to diversify Nevada's economy. If economic growth is to continue, and if the problems of industry-specific business cycles are to be reduced, economic diversification is requisite.

As articulated before the Nevada Commission on Economic Development:

“Economic diversity in Nevada is a priority at a time when gaming and sales taxes are leveling off...”

“Business diversification in the state has to be tied to the world import and export markets and international trade...”

“Generating economic growth and wooing industry to Nevada ought to be a coordinated effort based on what areas in the north and south can offer.”

...Kenny Guinn, Governor-Elect, State of Nevada¹

Economic diversification, in this context, does not imply decline in Nevada's primary industries (tourism, gaming, services); it simply means to expand and prosper by adding other types of businesses.

Freight Transportation's Role

The needs of the non-tourism, non-gaming industries are in some ways very different from those of the services industries traditional to Nevada. While the tourism and services industries need certain types of infrastructure and services (passenger highways and passenger airports, restaurants and hotels), the other types of non-services businesses often need other types of transportation (freight transportation), other types of infrastructure (utilities), and other types of labor and markets.

¹ Governor-Elect Kenny Guinn, comments before the Nevada Commission on Economic Development, June 1998.

Purpose and Overview

If Governor Guinn's economic diversification desire is to succeed, especially diversification that involves import, export, and international trade, good 21st Century freight transportation systems are needed.

Rapid Evolution of Transportation Logistics

Years ago, through the 1960s and well into the 1970s, freight transportation logistics was a less significant determinant in the economic development process than it is in the 1990s. This was because railroad, for-hire trucking and air cargo services were all highly regulated by the federal and State governments. As long as a community or an economic development site had rail service and/or road access, and the airport had air cargo services, that was sufficient because freight carriage rates and services were basically the same (due to regulation) from carrier to carrier and situation to situation.

With the advent of freight transportation deregulation in the 1970s, freight transportation logistics has become an important variable in the economic development process. U.S. freight carrier difficulties of the 1960s and 1970s led to 1973, 1976, and 1980 legislation that deregulated the railroads, the Motor Carrier Act of 1980 which deregulated motor carriers, and the airlines were similarly deregulated. Now, the various modes and the individual carriers in the U.S. are free to provide services and to set rates in accord with their cost structures, the level of services that they perceive as being needed, and the competitive marketplace.

This has led to shippers/receivers becoming more sophisticated relative to logistics, and has led to a greater awareness of freight transportation as a cost and service variable rather than as a fixed cost or a fixed service.

About the same time a number of other events occurred. The USA gradually lost its worldwide dominance in the heavy industrial sectors (mining, steel, manufacturing) and moved in the direction of both service industries and high tech manufacturing – both of which require very different freight transportation facilities and services than did the previous emphasis on heavy manufacturing.

As these logistics and economic transformations occurred, the world's nations began to realize that the world was moving toward a "globalized" economy, where nations traded as freely as states within nations. Along came "global outsourcing," NAFTA (North American Free Trade Act), JIT (Just-In-Time freight delivery), computerized ordering and tracking of shipments, multimodal transportation companies, and global alliances among carriers.

In the air mode, overnight expedited shipments became commonplace (Federal Express, Airborne, United Parcel Service), integrated pickup and delivery services became the norm, "Global Transparks" and "Industrial Airports" were studied and demand for international air freight escalated.

Exhibit 1-1 NEVADA'S PRINCIPAL FREIGHT FACILITIES

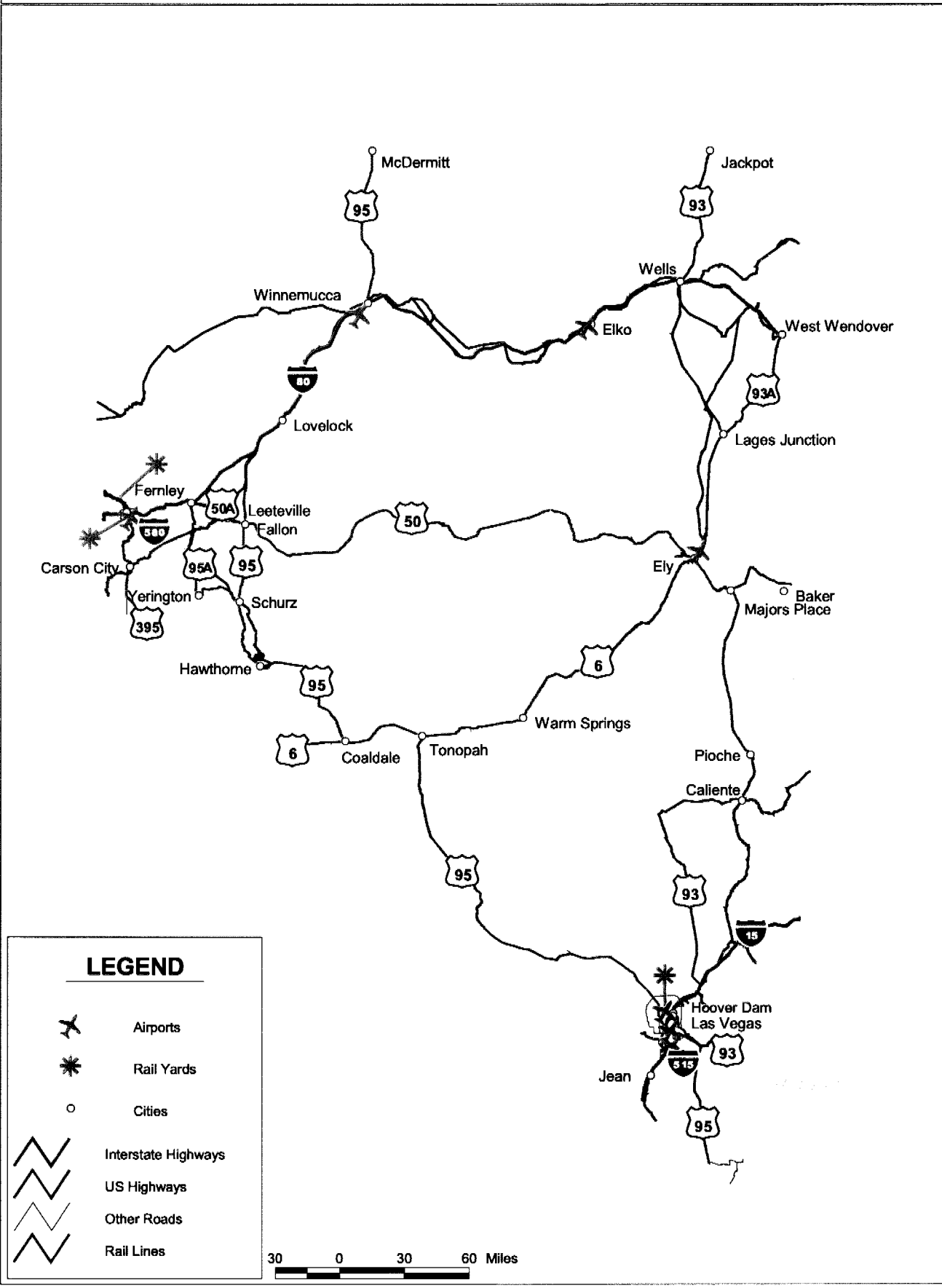


Exhibit 1-2 MAJOR DESIGNATED CORRIDORS IN NEVADA

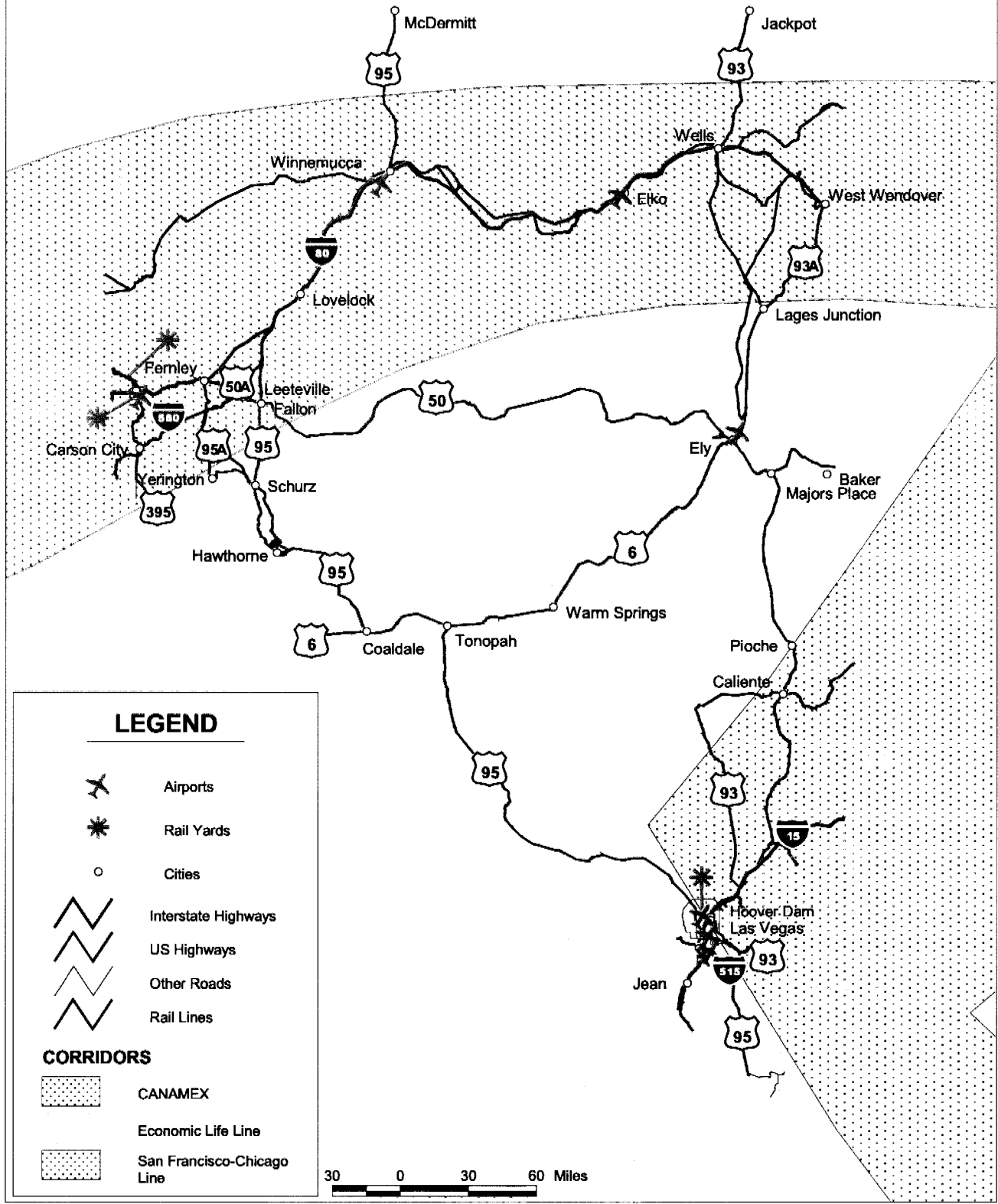
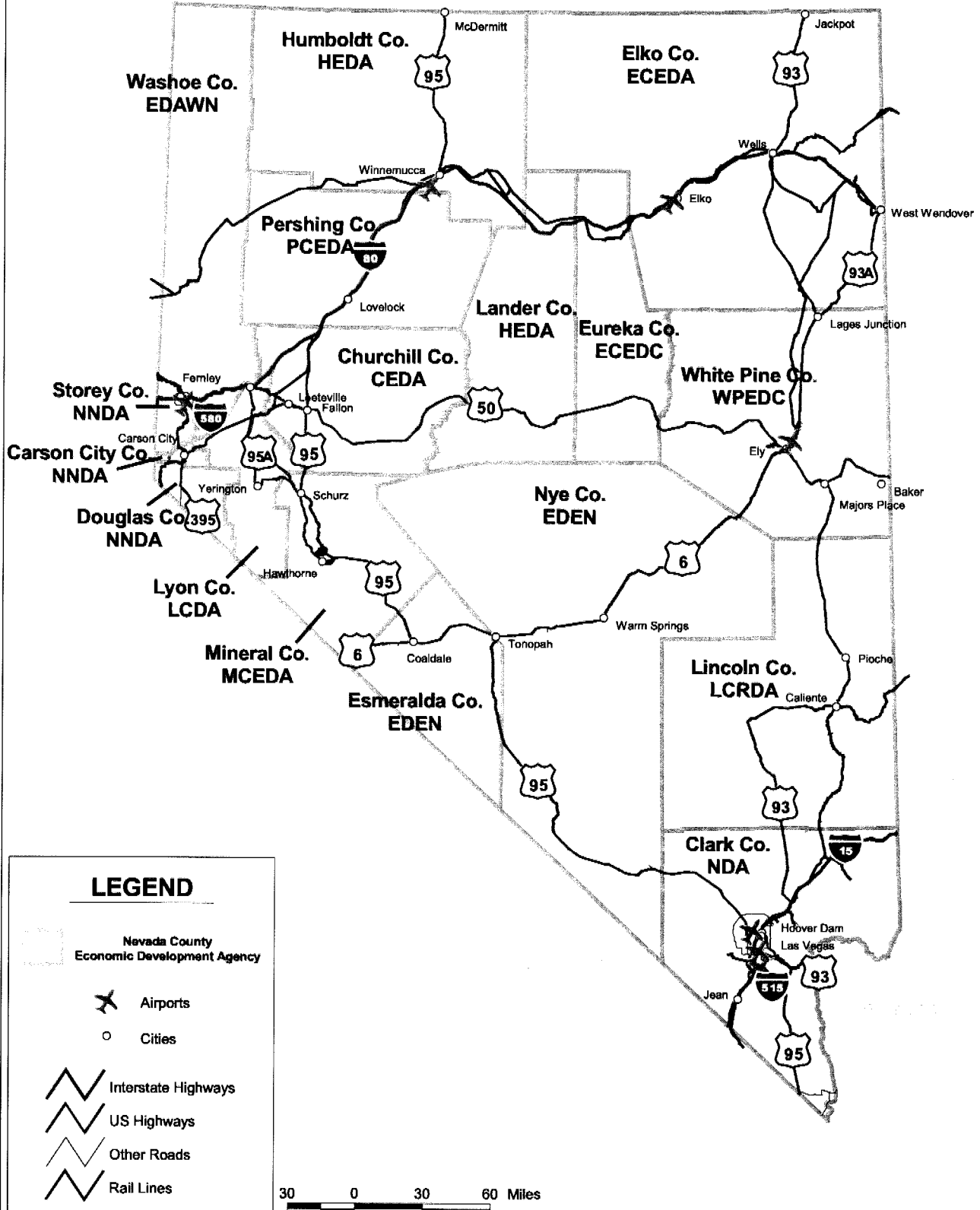


Exhibit 1-3 NEVADA'S ECONOMIC DEVELOPMENT AGENCIES



Purpose and Overview

In short, freight transportation logistics has been transformed into a dynamic, rapidly changing cost and service variable that is influencing individual private companies and communities and regions in their ability to compete as they approach the 21st Century.

THIS GOODS MOVEMENT STUDY

In response to these changes in logistics, and in anticipation of the economic diversification initiative, and in response to suggestions in recent federal legislation (suggestions to include freight transportation in the planning process), the Nevada Department of Transportation commissioned this *Statewide Intermodal Goods Movement Study*.

The study focuses on freight transportation in Nevada, including the:

- Ⓢ Freight transportation systems;
- Ⓢ Use of those transportation systems;
- Ⓢ Freight transportation problems and issues;
- Ⓢ The relationships between freight transportation and the Nevada economy.

Goods Movement Study Background

This Goods Movement Study is part of a larger effort, intended to strategically plan to meet Nevada's future transportation needs, both passenger needs and freight needs.

Statewide Long Range Transportation Policy Plan – Much of the impetus for the Goods Movement Study was provided by the need to update the Statewide Long Range Intermodal Transportation Policy Plan. The Policy Plan was initiated to examine current and projected levels of transportation activities, industry-specific analyses, current economic transportation trends, new technologies or other innovative intermodal strategies.

The Goods Movement Plan is intended to be an element within the broader Long Range Transportation Policy Plan. The objective of the Goods Movement Study is to determine specific transportation actions and performance on the state transportation system and users of the system; make specific recommendations regarding freight transportation strategies; and develop a statewide intermodal transportation improvement program tied to national and state legislation, as well as local planning initiatives, to implement its recommendations; and prepare the goods movement component of the *Statewide Long Range Intermodal Transportation Plan (NEVPLAN)*.

Federal Requirements – The Intermodal Surface Transportation Efficiency Act of 1991 (ISTEA) and Transportation Equity Act for the 21st Century (TEA-21) of 1998 and its implementing regulations (23 CFR part 350) require that intermodal transportation plans consider

Purpose and Overview

seven distinct criteria in the development and operation of an integrated, intermodal, transportation system that facilitates the efficient, economic movement of people and goods.

The TEA-21 outlines seven factors which must be considered, of which four are directly related to statewide intermodal transportation and goods movement as follows:

1. Support the economic vitality of the United States, the States, and metropolitan areas especially by enabling global competitiveness, productivity and efficiency;
2. Increase the accessibility and mobility options available to people and freight;
3. Enhance the integration and connectivity of the transportation system, across and between modes throughout the state, for people and freight; and
4. Promote efficient intermodal transportation system management and operation.

The planning process must consider “access to ports, airports, intermodal transportation facilities, major freight distribution routes...,” and “enhancement of the efficient movement of freight.” Supporting technical efforts should “provide an analysis of goods and services movement problem areas, as determined in cooperation with appropriate private sector involvement, including but not limited to, addressing interconnected transportation access and service needs of intermodal facilities.” Similar requirements apply to the development of statewide long-range transportation plans.

ISTEA, and, as continued in TEA-21, recommends each state develop an appropriate level intermodal transportation assessment process. The assessment effort is defined as “a systematic process of identifying key linkages between one or more modes of transportation, where the performance or use of one mode will affect another, defining strategies for improving the effectiveness of these modal interactions, and evaluation and implementation of strategies to enhance the overall performance of the urban and rural transportation system statewide.”

Goods Movement Study Objectives

Within the context of these broader objectives and themes, the objectives of the *Statewide Intermodal Goods Movement Study* are as follows:

- ® To identify the economic impact of the state’s freight transportation industry;
- ® To identify opportunities and strategies for promoting efficient transportation of goods statewide and in metropolitan areas and to evaluate the position of Nevada and its intermodal freight operations at a level consistent with transportation operations nationally and internationally.

Purpose and Overview

- ® To identify detailed facility/access needs and strategies to ensure orderly development of a transportation system that provides for efficient movement of goods and information;
- ® To provide the necessary system detail for the intermodal components of regional corridor and statewide transportation plans, programs and congestion management systems; and
- ® To prepare the Goods Movement element of the *Statewide Long Range Intermodal Transportation Plan (NEVPLAN)*.

Two Phase Goods Movement Study

To meet these goals, the Goods Movement Study is subdivided into two sequential phases.

Phase 1 Study – Completed in 1999, Phase 1 served as an introduction to the subject of freight transportation. It included a description of the Nevada freight transportation systems (highway, railroad, air cargo), the use that is made of those systems, and the identification of freight issues and opportunities.

Phase 2 Study – Completed in 2000, Phase 2 study effort built on the Phase 1 effort, by preparing a more extensive commodity database, by relating the Nevada freight system to the State's economic well-being, and by developing more of a plan of action.

This report describes the findings of both Phases 1 and 2.

TRANSPORTATION PLANNING IN NEVADA

Nevada has a continuing transportation planning process that is cooperative, continuous and comprehensive. It includes both statewide efforts and metropolitan efforts. As is the case nationally, these processes have historically been predominantly highway oriented and predominantly passenger oriented. Freight has not historically been a focus, although this is changing.

Statewide Transportation Planning

The Nevada Department of Transportation maintains a transportation planning process, which culminates in the State Transportation Improvement Program (STIP), the *Statewide Long Range Intermodal Transportation Plan*, and a number of other analyses and documents. These are tailored to Nevada's needs and also are intended to meet federal needs and rules.

One important goal of this *Statewide Intermodal Goods Movement Study* is to better incorporate freight transportation into this statewide transportation planning process.

Metropolitan Area Transportation Planning

Washoe County and Clark County both have Regional Transportation Commissions (RTCs). These RTCs function as the regional Metropolitan Planning Organizations (MPOs), whose task it is, among other things, to coordinate transportation projects as part of an overall strategy to improve mobility of people and freight. The Lake Tahoe area also has an MPO, however freight planning is a lesser concern there than in either of the larger Nevada-only regions. There are no other MPOs in the state.

Both MPOs in Nevada maintain transportation planning processes, which develop their Transportation Improvement Plans (TIP). These metropolitan plans meet local as well as state and federal needs.

Another goal of the *Statewide Intermodal Goods Movement Study* is to cooperate with the MPOs to appropriately include freight transportation in their programs. The major transportation issues and key initiatives of the MPOs appear in Appendix O.

Multimodal Corridor Initiatives

There have been numerous recent initiatives to define multimodal corridors important for goods movement. The term “multimodal corridor” itself needs definition. A multimodal corridor should have at a minimum the following characteristics:

- Ⓡ Connect significant endpoints.
- Ⓡ Offer transportation opportunities consisting of more than one mode (i.e., highway, air system, and railroad).
- Ⓡ Carry significant freight volumes.

Clearly, there is room for debate on each of these points. What are significant end points? Which modes are to be included and which ones excluded? What exactly are significant freight volumes? The answers are important, for efforts to identify specific corridors can be seen as attempts to designate routes that are of strategic importance to transportation and, by extension, to the economy. Those routes so designated can be seen as worthy candidates for improvements. Consequently, those communities and businesses served by the designated corridors stand to reap the greatest benefits.

As the caretakers of the highways, which carry the bulk of the freight on corridors, both state and federal governments have an appropriate role in answering these questions. Generally speaking, corridors include at least two primary surface modes – highways and railroads. However, there are several corridors that have only one mode, which typically consists of highways. The federal government and associations of state governments tend to see corridors as multi-state in nature, linking major metropolitan areas. Individual state governments look more locally. As to freight

Purpose and Overview

volumes, significance is relative. For a less industrialized state, a rural highway may be just as important as an interstate is to a highly industrialized state.

What follows is a corridor discussion in the context of Nevada.

Major Designated Corridors

The US Congress has been active in the identification of transportation corridors believed to merit special attention. Congress has identified 43 "High Priority Corridors" nationally. Those of particular note for Nevada are:

- ® Economic Lifeline Corridor, running through California, Arizona, and Nevada.
- ® US 395 Corridor, running north-south through Washington, Oregon, Nevada, and California.
- ® The CANAMEX Corridor, running north-south through Montana, Idaho, Utah, Nevada, and Arizona. Though Southern Nevada, CANAMEX is synonymous with the East-West Transamerica Corridor.

Of these, two are truly multimodal corridors, having both interstate highways and transcontinental rail routes. One is the transcontinental **Economic Lifeline Corridor**, which branches in Southern California. One branch includes I 15 and the Union Pacific Railroad (UP) main line through Las Vegas to a junction with the **CANada – MEXico Corridor (CANAMEX)**. The other branch runs across Arizona and New Mexico, where it becomes synonymous with the East-West Transamerica Corridor. The other Nevada multimodal corridor is the CANAMEX. Originating in Arizona, CANAMEX runs north to Las Vegas, and then northeast to Utah, Idaho, Montana and Western Canada. CANAMEX includes US 93, I 515, I 15 and the UP.

Completed in 1999, the *Western Transportation Trade Network Study (WTTN)*, a research project sponsored by the Western Association of State Highway and Transportation Officials (WASHTO), identified 20 multimodal corridors throughout the West that merit attention as critical for goods movement. Two corridors identified in *WTTN* run through Nevada. They are the **San Francisco – Chicago Corridor**, including I 80 and the UP main line through Northern Nevada, and CANAMEX.

The three multimodal corridors – the Economic Lifeline, San Francisco – Chicago, and CANAMEX – appear in Exhibit 1-2.

Purpose and Overview

Other Corridors in Nevada

When applying corridor characteristics discussed above to Nevada, three types of corridors begin to emerge: major regional corridors, major statewide corridors, and special, mostly local corridors.

Major regional corridors provide links between large geographic areas, such as California with the intermountain region including Salt Lake City. I 80 between the California State Line west of Reno to the Utah State Line near Wendover is an example of a major regional corridor.

Major statewide corridors link Nevada's larger population and commercial centers. US 50 from the California State Line (west of Carson City) to Ely (and the Utah State Line) is an example of such a corridor.

Special corridors develop in response to local conditions. An example is the Sparks – Fallon Corridor, which is made up of I 80, US 95A, US 50A and US 50, along which new businesses are concentrating in new industrial parks.

INPUT FROM THE REGIONAL ECONOMIC DEVELOPMENT AGENCIES

A key element of this Goods Movement Study was an outreach to the 13 regional Economic Development Agencies (EDAs) in the state. The underlying premise of the outreach was that economic development was intrinsically tied to efficient transportation systems. Efficient systems result in lower transportation costs for shippers. In turn, lower transportation costs result lower total costs for goods manufactured or handled in Nevada. The lower that costs become, the more attractive the state becomes as a center for manufacturing and warehousing.

By this outreach, NDOT sought to understand better where rail, highway and air freight systems need improvement benefiting Nevada shippers, as represented by the EDAs. To the extent that these systems are improved in ways meaningful for shippers, particularly in the rural areas, the potential likely would increase for a greater diversification of the rural economies that have been traditionally dependent on a comparatively narrow spectrum of industries, including mining and gambling. Both of these industries have experienced slow or no growth in recent years, with negative consequences for the local economies.

The 13 EDAs have a common two-fold mission – to draw new businesses to their regions and to facilitate the growth of businesses already in their regions. During the course of this study, most of the EDA related their key initiatives in line with this mission. These largely pertained to the implementation of industrial parks in their areas, which will place increasing demands on the existing transportation systems. They also listed the major freight transportation issues that they face now. These issues include needs for bypasses around congested route segments including US 395 through Carson City and US 50 through Fallon. The EDAs confided that such issues can or do constrain business growth in their areas. Given NDOT's interest in investments that would

Purpose and Overview

facilitate goods movement and thereby spur industrial development, some of these issues appear to merit investigation.

The EDA input became part of the analyses of the rail, highway and air freight transportation systems that follow in Chapters 2, 3, and 4. Appearing as Appendix N is a matrix of the EDAs and their key transportation issues. The geographic areas representing the 13 regional Economic Development Areas are shown in Exhibit 1-3.

Section 2

FREIGHT RAIL SYSTEM

There are two major freight hauling railroads serving Nevada. These are the Union Pacific Railroad (UP) and the Burlington Northern and Santa Fe Railway (BNSF), the two Class 1 railroads¹ serving western states. Of these two railroads, UP is the dominant carrier, with three main line routes and numerous branch lines in the state. Owning no tracks of its own in Nevada, BNSF operates in Nevada under a grant of trackage rights obtained from UP.

There are various other rail lines and rail operations in the state. These include the BHP Nevada Railroad Company (also known as the Nevada Northern Railroad), the City of Henderson or the BMI Branch, the Thorne Branch operated by the federal government, U.S. Gypsum, and Pacific Coast Building Products. The BHP Railroad Company ceased operations in July 1999. There is no rail traffic on the line at present.

A map of Nevada rail operations (rail lines and locations of yards) appears as Exhibit 2-1. This railroad system is placed into regional context on Exhibit 2-2. The principal rail lines in Nevada are discussed below.

UNION PACIFIC RAILROAD (UP)

The UP operates on three main routes in Nevada and each are key routes, having significant volumes of traffic across the state. They are part of UP's east-west transcontinental network.

The Historic Western Pacific Route

Traffic volume on the UP's Western Pacific (WP) subdivision reflects its role as a primary transcontinental route. Typically, railroads measure volumes or density of traffic on track segments in millions of gross ton-miles per mile (MGTM/M). In 1997, density on the 430-mile line ranged from a low of 19.69 MGTM/M between Flanigan and Weso to 36.99 MGTM/M between Weso and Alazon. The latter, higher total was a result of UP operating procedures. These dictate that eastbound trains on both the WP and the historic Southern Pacific (SP) routes, which are parallel between Weso and Alazon, run on the WP line. Conversely, westbound WP and SP route trains flow together on the SP route between Alazon and Weso. The density numbers include small amounts of BNSF traffic. The line has a maximum authorized speed of 70 MPH. Trains are controlled by a Centralized Traffic Control (CTC) system.

¹ The U.S. Surface Transportation Board classifies railroads on the basis of their annual revenue. For 1996, a Class 1 railroad was one having \$255 million in revenue for the year. This level may vary from year to year.

The Historic Southern Pacific Route

The historic SP route has maximum speed in parts of 60 MPH. Over portions of double track, it is controlled by Automatic Block Signals (ABS). Over portions of single track with sidings, it is controlled by CTC. Traffic density in 1997 ranged between 22 and 36.25 MGT/M, depending on the segment. The total includes a small amount of BNSF traffic.

The Historic Union Pacific Route

The third key rail route in Nevada runs between a point on the California state line 45 miles southwest of Las Vegas to Crestline just west of the Utah state line. It is part of a historic UP west - east transcontinental route between Southern California and the Midwest. Across Southern Nevada, the route is 217 miles long. The track's maximum speed in parts is 70 MPH. Trains are controlled by CTC.

The density on this route is heavier than for either of the two routes described above. Density in 1997 ranged from 40.55 to 51.55 MGT/M, depending on the segment. Unlike the other two segments, this total includes no BNSF traffic.

BURLINGTON NORTHERN AND SANTA FE RAILWAY (BNSF)

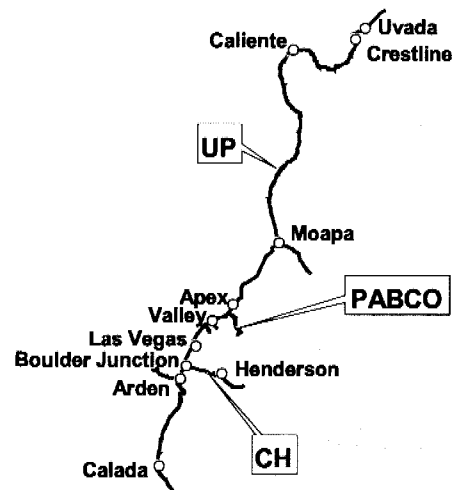
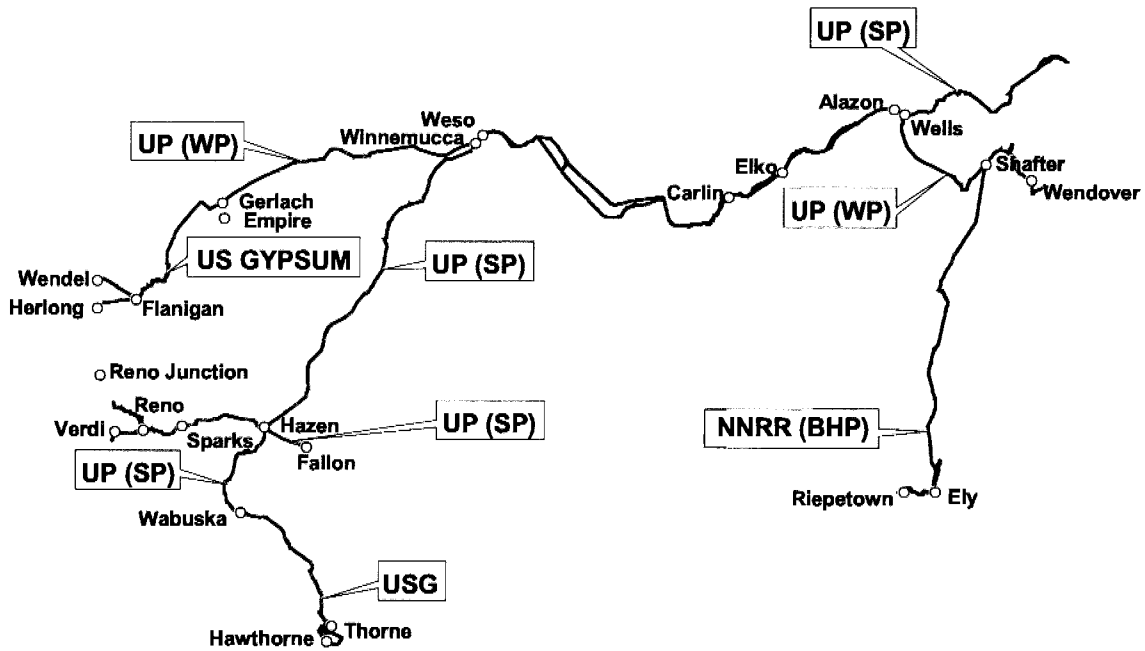
BNSF has trackage rights on both the historic SP and the historic WP routes through Northern Nevada. It obtained these rights on the UP's Central Corridor (specifically between Northern California and Denver) in exchange for its support of the 1996 UP/SP merger. As envisioned at the time, BNSF was to run a limited number of expedited intermodal trains on the SP route west of Winnemucca. It would use the WP route for other intermodal trains and manifest trains (also known as carload or merchandise trains likewise) west of Winnemucca. In eastern Nevada, all BNSF traffic would use the WP route to Salt Lake City.

The WP route allows BNSF to route Central Corridor traffic to and from Oregon via the former WP line north of Keddie, CA. BNSF purchased this north running line from UP in conjunction with the merger. BNSF owns no lines of its own in Nevada.











Present Operations

BNSF routes a daily manifest train each way between Stockton and Denver. Initially, this train used the WP route between Stockton and Salt Lake City, including the segment through Nevada. BNSF continues pick up and set out (or delivers) carloads for a customer near Herlong, CA on this route. Interchange of traffic going to or from Oregon to origins and destinations on the Central Corridor are performed at Keddie.

Exhibit 2-1 NEVADA'S STATEWIDE RAIL FREIGHT NETWORK



LEGEND

-  Cities
-  Rail Lines
-  City of Henderson Rail Lines
-  Union Pacific Rail Lines
-  US Government Railroad
-  Union Pacific (Fmr. Southern Pacific)
-  Union Pacific (Fmr. Western Pacific)
-  Northern NV Railroad (BHP Nevada)
-  US Gypsum Rail Lines
-  Pacific Coast Bldg Products Rail Lines

30 0 30 60 Miles


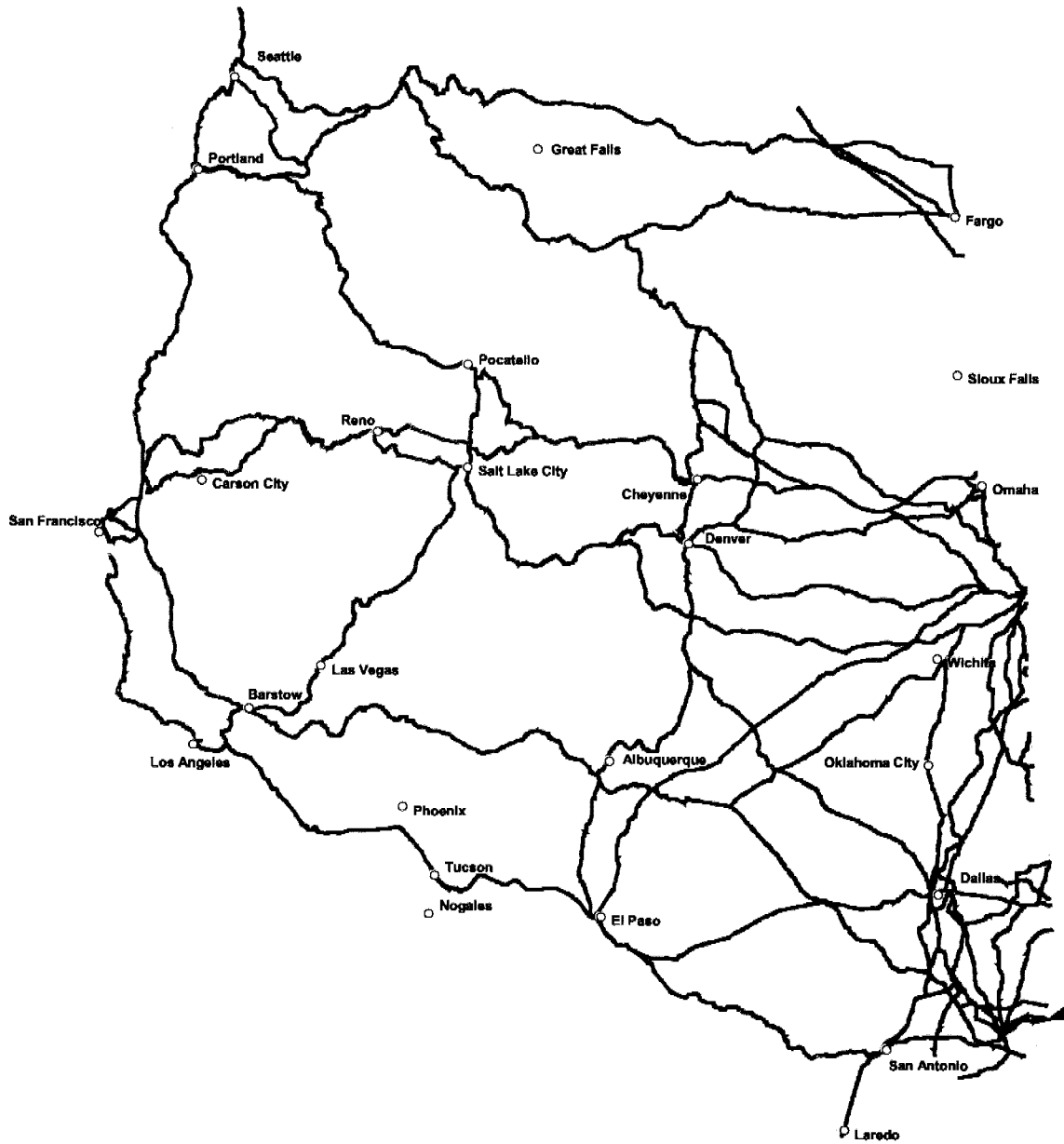


Exhibit 2-2
WESTERN RAILROAD FREIGHT NETWORK
Principal Rail Lines



LEGEND

- Cities
- Rail Lines

100 0 100 200 Miles

Freight Rail System

In addition to limited intermodal trains, BNSF now routes its manifest train over the SP route on some days. This SP routing of manifest trains, which is contrary to the railroad's initial plans, was prompted by crew shortages on the WP route. Doing so has reduced delays to BNSF trains because of the greater crew availability on the SP route.

Since the beginning of this year, BNSF has been operating local trains on UP trackage rights between Sparks and Winnemucca (the SP route). The railroad also serves a BNSF transload facility in Sparks and one shipper (Valley Joist) at Fernley. This local train operates three times a week.

Traffic Volumes

BNSF traffic on the Central Corridor routes, including the Nevada SP and WP segments, have increased significantly. Total carloads carried by BNSF between Stockton and Denver have gone from 834 in January 1997 to 3,218 in August 1998². The change indicates that Central Corridor shippers are beginning to avail themselves of a BNSF alternative to UP. Also indicative are the carloads switched and hauled by UP for BNSF at shippers exclusively served by UP. These carloads have increased from 11 in January 1997 to 236 in August 1998.

BNSF traffic densities were included in the line density counts cited in Exhibit 2-2 of the Phase 1 Final Report. Broken out from the UP totals, BNSF volume on the WP route between Stockton and Winnemucca was 2.95 MGT/M. Volume on the SP route west of Winnemucca totaled 0.22 MGT/M for the year. Eastern Nevada BNSF density was 2.27 MGT/M between Alazon and Salt Lake City.

NEVADA RAIL FACILITIES

The major rail yards in the state are operated by UP. These include both general classification yards for carload business, as well as specialized yards for automotive and intermodal business. UP's major yards in Nevada include Sparks, Parr (Reno), Elko, Carlin, and both Arden and Valley near Las Vegas.

Sparks yard is a general classification yard, which serves industry in the western part of Northern Nevada. Located on the former SP line, it also provides a facility for adding on or taking off helper locomotives used to power trains over the high elevation Donner Pass through the Sierra Nevada Mountains. Sparks also has an intermodal operation. Inbound traffic includes trailers and containers (TOFC and COFC) for Northern Nevada's warehousing and distribution industry. According the UP/SP merger *Operating Plan*, 14,000 lifts (on or off loadings) of TOFC and COFC units to and from flatcars were reported for 1994. The yard has a one-track repair facility, and a fueling facility.

² *The Burlington Northern and Santa Fe Railway Company's Quarterly Progress Report, BNSF-PR-9*, submitted the Surface Transportation Board, September 1998.

Freight Rail System

Also serving the Reno area is UP's Parr yard, which is located at the south end of the 33-mile Reno Branch. It consists of four tracks, which are used to support general carload business, as well as for intermodal and automotive traffic. According to the UP/SP merger plan, Parr handled 26,000 intermodal lifts in 1994. UP's automotive business consists of outbound shipments of used vehicles. According to the merger plan, a small locomotive facility is located at the yard.

Other Northern Nevada yards include Elko on the former WP line and Carlin on the former SP line. These are classification yards serving industries in the central and eastern parts of Northern Nevada. Elko has nine classification and three receiving/departure tracks. According to the merger plan, it handles about 350 cars per day. It has a diesel shop and a fueling facility. Carlin has a four-track classification yard and a small repair facility.

UP's classification yard in Southern Nevada is located at Arden, about 12 miles southwest of Las Vegas. Arden has six tracks and handles both the switching requirements for Las Vegas as well as for traffic on and off of the BMI Branch. No carload volumes were cited for this facility in the merger plan.

UP operates an intermodal and auto facility at Valley, 9 miles northeast of Las Vegas. No intermodal or auto carload volumes for this facility were cited in the merger plan. According to Nevada's 1995 rail plan *Update*, however, intermodal volume was estimated at 12,000 - 14,000 lifts annually - a sum comparable to that handled at the Sparks yard but well below that of the Parr yard.

Though providing its own locomotives, BNSF uses UP crews and yards in Nevada. The railroad plans to provide its own crews across the entire route as soon as yard and crew change points can be resolved with UP.

RAIL ISSUES IN NEVADA

In terms of the state's ability to attract new rail shippers and retain existing ones, perhaps no issue is more important than the existence of effective competition for shippers' business. Historically, Nevada enjoyed a two-carrier competition provided by SP and WP. Each railroad had its own route across the northern portion of the state. That environment was enhanced when UP merged with WP and invested in significant upgrades to the WP line. UP's subsequent merger with SP, however, threatened to reduce competition from two carriers to one. That threat was mitigated when UP granted to BNSF trackage rights on its lines through Northern Nevada. Given BNSF plans for improved service in Nevada, it appears that two-carrier service will continue.

Nevertheless, it is of critical importance that the state monitor actions taken by BNSF to bolster its presence and service to shippers in Northern Nevada, and that it encourage BNSF's efforts where it can. As BNSF builds on its existing business, UP presumably will have an incentive to improve its own services to Northern Nevada shippers and to forestall any loss of business to

Freight Rail System

BNSF. BNSF service is of little relevance in Southern Nevada, as this area continues to be served by a single carrier – UP.

Widely reported during 1997 and 1998 were massive UP service problems. These affected Nevada shippers both in the north and south. The main impact for rail shippers in Nevada and elsewhere was significant deterioration in transit times. Since then, the conditions have improved. UP's merger service deficiencies should, therefore, be considered to have been a short term problem, which the railroad has already gone to great lengths to address through capital investments and manpower hiring aimed at increasing the capacity of the system.

Also, the railroad has announced that it will decentralize train-dispatching operations. Currently, all trains are dispatched from UP headquarters in Omaha. In accordance with the announced plan, however, the dispatchers have been assigned to teams to serve three new operating regions. The Western Region is headquartered in Roseville, CA, and includes operations for Nevada. The plan envisions that dispatchers, once assigned to a particular region, will become over time experts in the operating conditions of that region. It is this kind of region-specific knowledge that UP hopes will spur the quality of its service for shippers.

RAIL ISSUES IDENTIFIED BY REGIONAL ECONOMIC DEVELOPMENT AGENCIES

During the course of Phase II of this study, Nevada's regional Economic Development Agencies (EDAs) were contacted for their comments on issues pertaining to rail service in their areas. The issues were:

- ® The Elko County Economic Diversification Authority (ECEDA) cited a need for improved contact with UP in order to maintain and improve rail service. UP apparently has been cutting back its forces in the area. This has reduced the ability of area shippers to interact effectively with the railroad.
- ® Without continuing rail operations, the White Pine Economic Diversification Council (WPEDC) foresees a continuing deterioration in the Northern Nevada Railroad right-of-way, threatening its potential utility for rail shippers. The last user of the line was the BHP Nevada Railroad, which ceased operations in July 1999.
- ® The Mineral County Economic Development Authority (MCEDA) would prefer that the US Army lift its restriction on freight other than Army traffic on its line south of Wabuska to Hawthorne. Doing so would encourage manufacturing companies, which make use of rail transport, to locate in the county, according to MCEDA. The line connects with the UP's Mina Branch at Wabuska.

Freight Rail System

- ® UP and BNSF are difficult to contact. For the last several years, UP has threatened to remove its local depot agent, the High Desert Economic Development Authority (HDEDA) said. The BNSF contact is in Salt Lake City. The lack of a local contact makes doing business with the railroads problematic, the EDA opined.
- ® The Lincoln County Regional Development Authority (LCRDA) identified a need to secure a UP rail spur serving Meadow Park Industrial Park in Caliente.
- ® The Lyon County Development Authority (LCDA) noted that because of a lack of a local contact, it is difficult to communicate with UP. Also, the railroad has shown an inflexibility regarding application of its design specifications, according to LCDA. As an example, the EDA said that UP is insisting on an expensive and unnecessary grade separation at the Nevada Pacific Industrial Park in Fernley, where train traffic is light.
- ® The Economic Development Authority of Esmeralda and Nye Counties (EDEN) noted that providing a rail link between Hawthorne in Mineral County in the north and Las Vegas in the south would be a boon for facilitation of goods movement in the two-county area, which the new line would traverse.

Railroad improvements, of course, are outside of NDOT's direct control. Nevertheless, NDOT can play a role. Such a role could be taking an activist's part on behalf of Nevada shippers by encouraging improvements in service from the railroads. Three EDAs complained specifically regarding UP and or BNSF rail service. The complaints centered on inadequate local representation by the railroads to which shippers might appeal effectively for improvements.

Section 3

HIGHWAY FREIGHT SYSTEM

This Report Section discusses the major highway routes on which significant volumes of goods movement occurs in Nevada. Each principal route in this goods movement system is discussed separately in terms of its truck volumes, its particular characteristics, the markets it serves, the other principal highways with which it connects, and the improvements that are envisioned through the Year 2008.

Also included are the results of a Nevada trucker survey. Conducted exclusively for this analysis, the survey was aimed at identifying the issues of the greatest concern to the commercial users of the state's highway system - Nevada's truck operators.

HIGHWAYS INCLUDED

Twelve highways, each handling the state's significant truck volumes, were identified for analysis. With the exception of one state highway, all are part of the National Highway System (NHS).

The NHS was created by the Intermodal Surface Transportation Efficiency Act (ISTEA) of 1991 to provide for an interconnected system of principal arterial routes which will serve the major population centers, international border crossings, ports, airports, public transportation facilities, and other intermodal transportation facilities, and other major travel destinations. Those NHS highways considered here include both Interstate Highways and other US highways:

Interstate Highways

The product of the Federal-Aid Highway Act of 1956, Nevada's network of Interstate Highways is part of a 43,000-mile system of interstate limited access facilities. These are known commonly as the "Interstate System," built with a 90 percent federal aid share and maintained to specific standards. (Interstate highways in Nevada were built with a 95 percent federal aid share.) These standards require that interstate highways, for example, be multilane and divided, with full control access.

Significant in terms of the volume of trucks handled, the following are the interstate highways considered in this analysis:

- Ⓢ I 80 through Northern Nevada, between the California State Line west of Verdi to the Utah State Line west of Wendover, UT;
- Ⓢ I 580 through Reno, between the northern and southern segments of US 395;

Highway Freight System

- Ⓢ I 15 through Southern Nevada, between the California state line south of Jean to the Utah State Line east of Mesquite; and
- Ⓢ I 515 through the metropolitan portions of Las Vegas.

US Highways

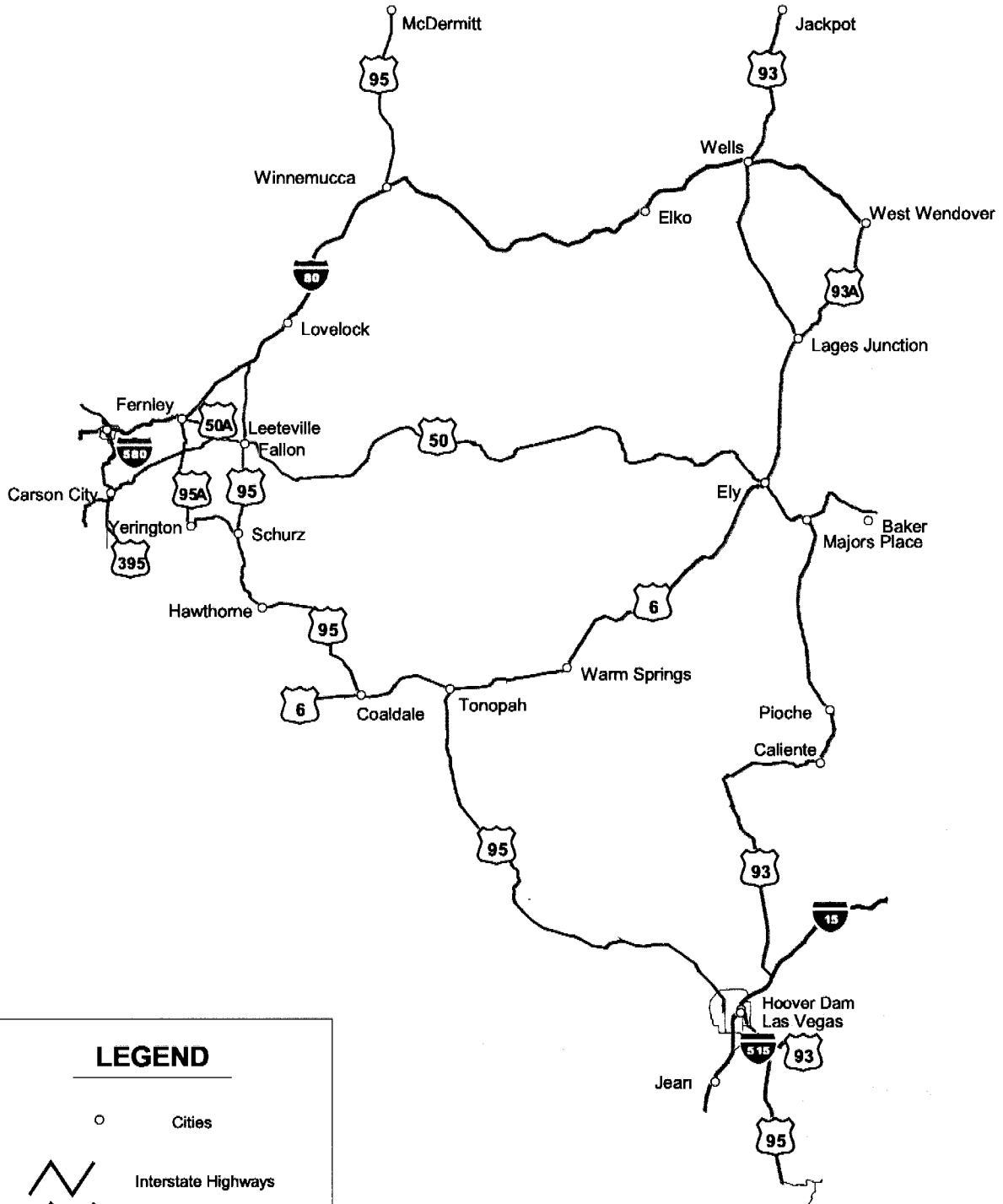
The following US highways, serving areas of the state not accessed by the Interstate System, also have significant truck volumes:

- Ⓢ US 395 between a point five miles south of Reno and US 6 in California;
- Ⓢ US 95 between the Oregon State Line at McDermitt and Winnemucca, and between a point along I 80 southwest of Lovelock and the California State Line south of Searchlight;
- Ⓢ US 95A between Fernley and Schurz;
- Ⓢ US 93 between Hoover Dam and Las Vegas, and between Las Vegas and Jackpot south of the Idaho State Line;
- Ⓢ US 93A between Lages Junction in the Steptoe Valley and the Utah State Line west of Wendover, UT;
- Ⓢ US 50 from the California State Line at Lake Tahoe to Utah State Line east of Ely and Baker;
- Ⓢ US 50A between Fernley and a point west of Fallon; and
- Ⓢ US 6 between the California State Line west of Coaldale and Ely.

KEY CHARACTERISTICS OF NHS HIGHWAYS IN NEVADA

Each of these highways cited above is shown in Exhibit 3-1. Their relationship with the states surrounding Nevada is shown on Exhibit 3-2. They are described in the following matrix appearing as Exhibit 3-3.

Exhibit 3-1 NEVADA'S PRINCIPAL HIGHWAY FREIGHT NETWORK



LEGEND

- Cities
- Interstate Highways
- US Highways
- Other Roads

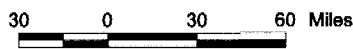
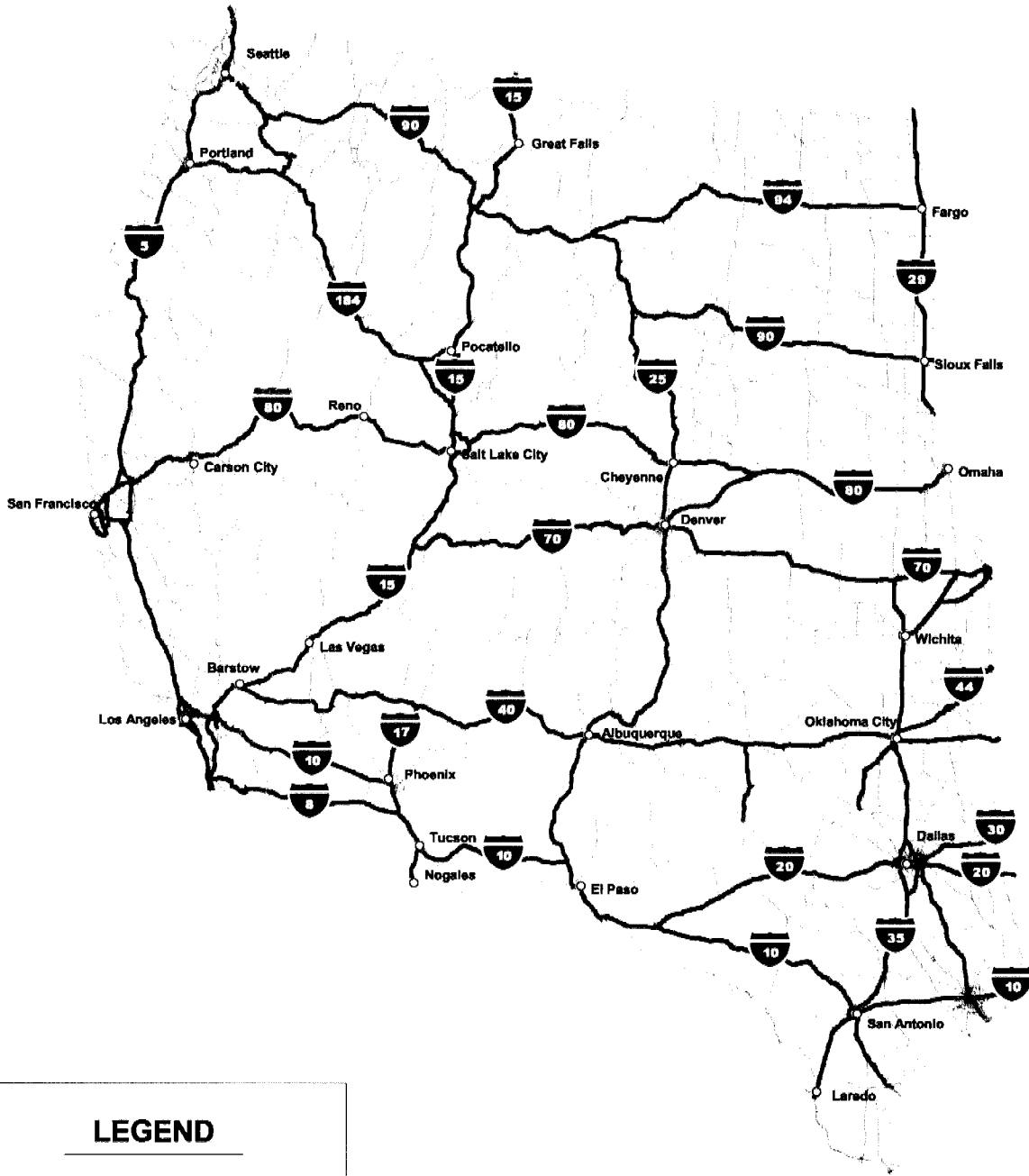


Exhibit 3-2
WESTERN HIGHWAY NETWORK
National Highway System



LEGEND

○ Cities

— Interstate Highways

— Other NHS Roads

100 0 100 200 Miles

Highway Freight System

Exhibit 3-3 NEVADA NHS HIGHWAYS Key Highway Characteristics

Route	Miles	Daily Truck Volumes ¹	Proposed Projects (\$000) ²	NHS Highway Connections
I 80	411	2,000-6,000	\$ 170,821	I 580 US 395 US 95 US 95A US 50A US 93 US 93A
I 580	5	2,000-5,000	\$ 35,577	US 395 I 80
I 15	124	3,000-7,500	\$ 192,448	I 515 US 93 US 95
I 515	21	8,000-10,000	NA	I 15 US 93 US 95
US 395	83	400-4,000	\$ 470,999	I 80 I 580
US 95	551	300-10,000	\$ 582,734	I 80 I 15 I 515 US 95A US 50 US 6 US 93
US 95A	72	100-500	\$ 944,141	I 80 US 50 US 50A US 95
US 93	448	100-2,500	\$ 284,800	I 15 I 515 I 80 US 93A US 95 US 6 US 50

¹ Truck volumes reported by NDOT during Phase I.

² Projects cited in NDOT publication entitled *Transportation System Projects 1999-2000*.

Highway Freight System

Route	Miles	Daily Truck Volumes ¹	Proposed Projects (\$000) ²	NHS Highway Connections
US 93A	59	100-200	\$ 2,197	I 80 US 93
US 50	404	100-1,300	\$ 98,191	US 395 US 95A US 95 US 50A US 6 US 93
US 50A	17	700-800	\$ 9,100	I 80 US 95A US 50
US 6	203	100-550	\$ 12,648	US 95 US 50 US 93

CORRIDOR TYPES IN NEVADA

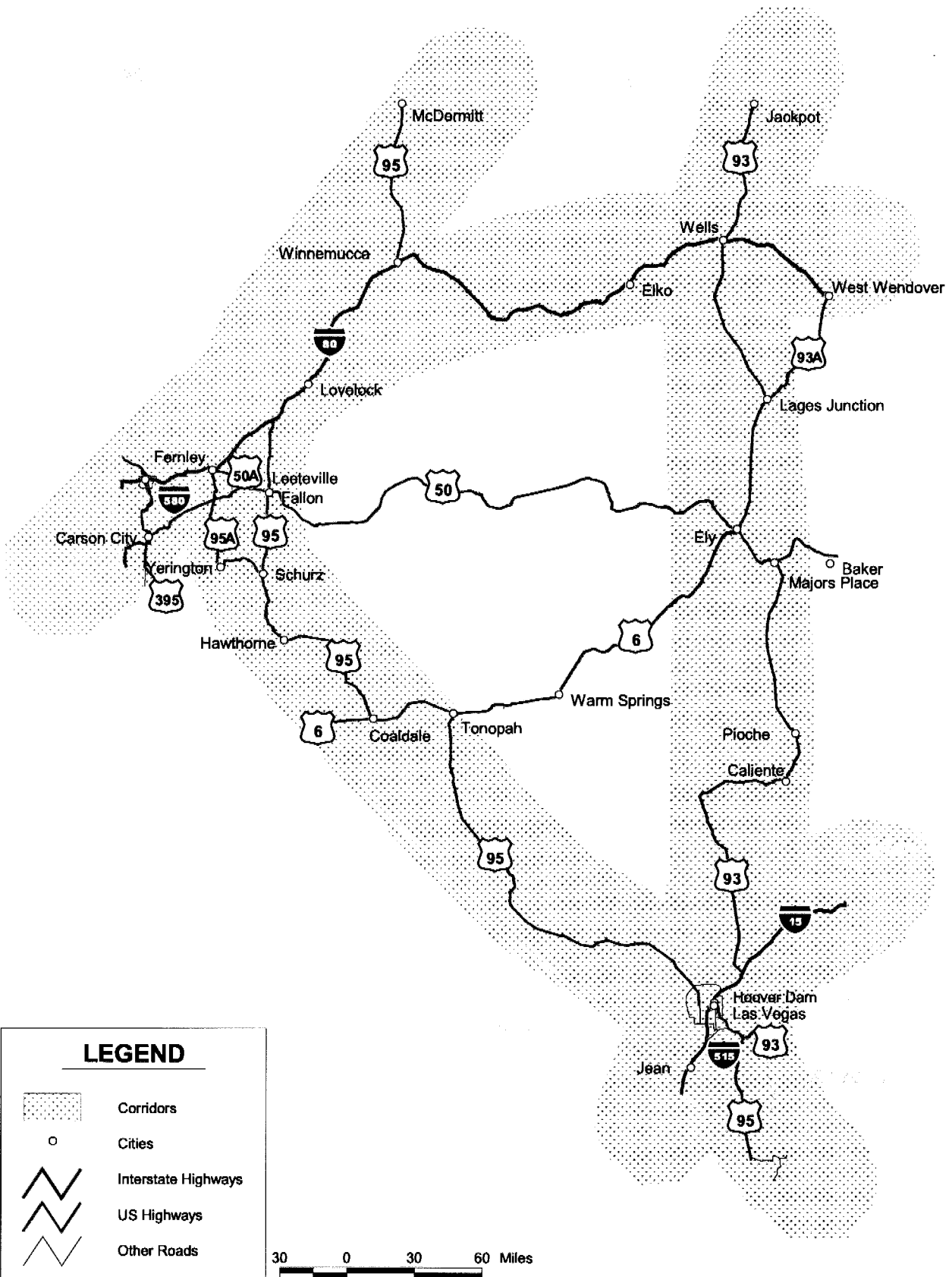
When applying corridor characteristics discussed in Section 1 to Nevada, three types of corridors begin to emerge: major regional corridors, major statewide corridors, and special, mostly local corridors. Each of these types is discussed below.

Major Regional Corridors

- ® I 80 between the California State Line west of Reno to the Utah State Line near Wendover.
- ® I 15 from the California State Line south of Las Vegas to the Utah State Line east of Mesquite.
- ® US 93 from the Idaho State Line in the north to Las Vegas and a junction with I 15 and the CANAMEX Corridor. This corridor offers a north-south route through rural eastern Nevada.
- ® US 95 from the Oregon State Line in the north to Las Vegas and the California State Line in the south. This corridor offers a north-south route through rural western Nevada.

As mentioned, before both the I 80 and I 15 corridors are multimodal, having rail lines and highways. Rail branch lines do parallel part of US 95 (between Hazen and Hawthorne), but service is limited. South of Wabuska, service is restricted to the US Army. Another rail line, the Nevada Northern Railroad, parallels US 93 between Shafter and Ely, but service ceased on the line in July 1999.

Exhibit 3-4 MAJOR REGIONAL CORRIDORS IN NEVADA



Major Statewide Corridors

Three other corridors are of major statewide significance. Comprised exclusively of highways, these are not multimodal corridors.

- ⑥ US 50 from the California State Line west of Carson City to the Utah State Line east of Ely. Running through central Nevada, this corridor provides an east-west alternative to I 80.
- ⑥ US 6 from the California State Line west of Tonopah to Ely and a junction with US 50. Like US 50, this corridor also provides an east-west alternative to I 80.
- ⑥ US 395 from the California State Line north of Reno to the California State Line south of Minden. This highway provides a link for truckers moving goods between Northern Nevada and Southern California.

Special Local Corridors

Two corridors are developing in response to particular local conditions. Comprised exclusively of highways, these corridors are single-mode rather than multimodal. They are:

- ⑥ I 80/US 95A/US 50A/US 50 between Sparks and Fallon. Though parts of this corridor are included in the regional and statewide corridors mentioned above, this combination of highways with rapidly developing economic activity along its route can be considered a corridor in its own right. Several industrial parks in the area are doing robust business. New ones are coming on line in the near future. The result has been increasing congestion in the corridor. NDOT is responding to the local conditions by widening both US 50 and US 50A from two to four lanes in the next several years.
- ⑥ US 95 from Las Vegas to Mercury. This segment of the highway is part of the larger Nevada Science and Technology Corridor running from Tonopah in the north to Indian Spring, east of Mercury, in the south. In addition to new business moving in, new residents, working in Las Vegas, continue to build homes along the corridor. As a result, the segment sees frequent congestion during peak commute hours.

All corridors above are significant to Nevada, albeit in varying degrees. Some carry more freight than others do. At the same time, the sheer volume of tonnage transported is not the singular measure of the importance of a corridor to a state. Clearly, it is a difficult – if not impossible – to say that a corridor that provides a lifeline to a rural county (as US 93 does in eastern Nevada) may be any less important than a corridor serving a major metropolitan area like Las Vegas with a multiplicity of transportation options.

Highway Freight System

In order to assess more accurately the significance of particular corridors to Nevadans, various corridor research initiatives might be appropriate. As the major regional corridors to varying degrees have been the subject of significant research already, NDOT might look to the statewide and local corridors for opportunities to study and understand needs to improve goods movement.

SPARKS – FALLON CORRIDOR

Seen in Exhibit 3-7, the 60-mile Sparks – Fallon Corridor was a special subject of study. The corridor is comprised of I 80 between Sparks and Fernley, US 95A through Fernley, US 50A between Fernley and a junction with US 50 at Leeteville, and US 50 from Leeteville to Fallon. UP also serves the corridor with its main line (the historic SP route) between Sparks and Hazen, and with the Fallon Branch running from Hazen to Fallon.

Volumes on the highway route have been growing – a result of numerous businesses locating along corridor highways. NDOT's Average Annual Daily Traffic (AADT) counts show increases between 22 and 38.5 percent at points between Fernley and Fallon over the 1990 – 1997 period. Economic Development Agencies (EDAs) representing counties along the corridor report that businesses continue to move into the area, and that traffic on the corridor is getting heavier. To alleviate conditions, NDOT has plans to widen US 50A and US 50 the entire way between Fernley and Fallon. Rail traffic on the UP main line between Sparks and Fallon declined somewhat between 1994 and 1998. The decline was likely related to the UP service "meltdown" in the 1997 – 1998 period, and therefore was short term in nature. During the same time, rail traffic on the Fallon Branch increased sharply.

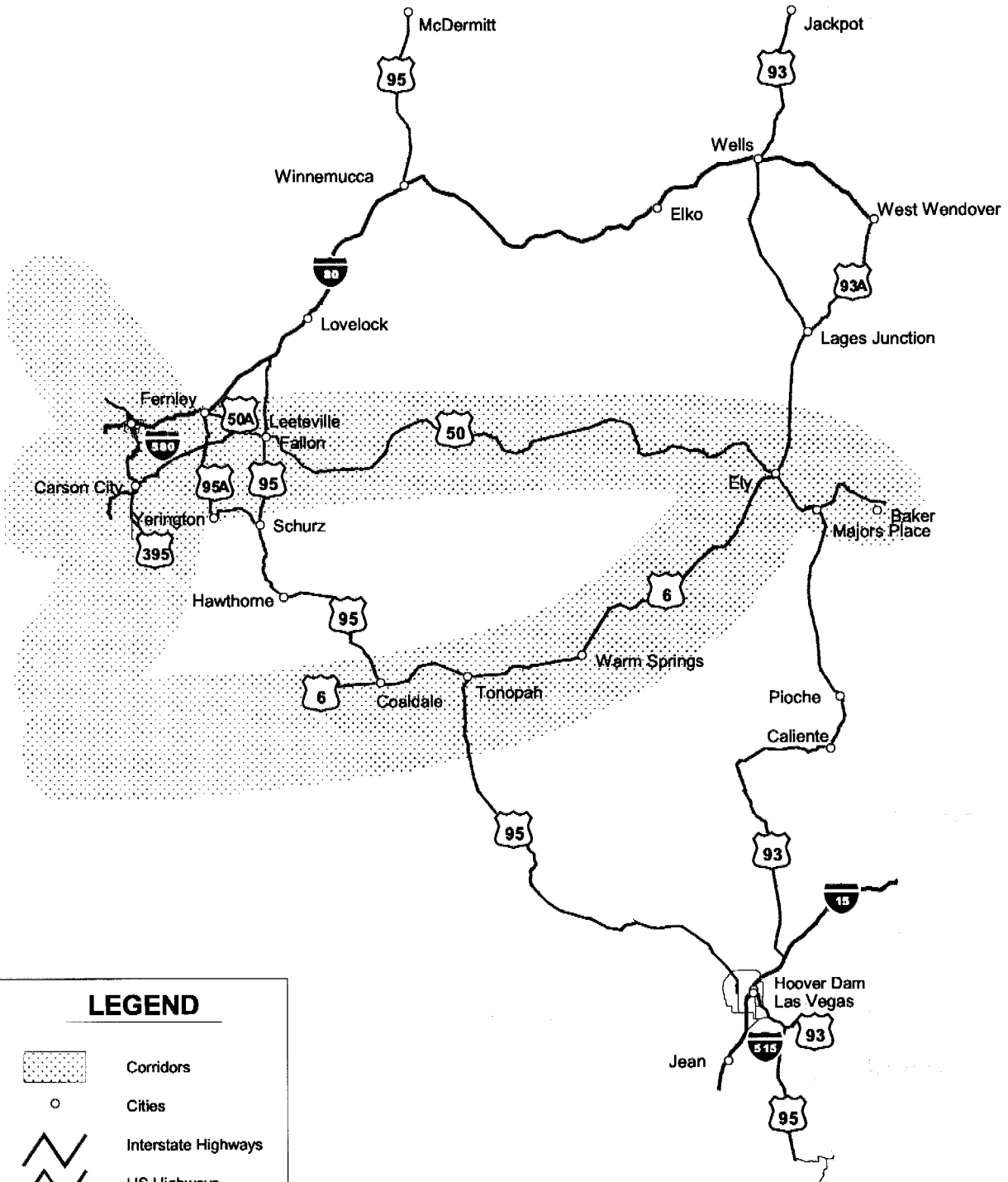
A discussion of the corridor appears in Appendix L.

NHS CONNECTOR CONDITION STUDY







While the corridor designations and studies are substantial and ongoing, the Federal Highway Administration (FHWA) has also begun a major effort to characterize the nature and extent of physical and operational problems on freight connectors and investment made on them. In this context, connectors are those highways and roadways that link, for example, a major rail/truck intermodal facility (where freight containers are moved off of rail flatcars and onto truck flatbed trailers) to a major NHS highway.

States will have the opportunity of identifying the connectors to be studied. Relative to these connectors, the FHWA is requesting Highway Performance Monitoring System (HPMS) data. These include descriptions of connectors in terms of urban and rural segments, Average Annual Daily Traffic (AADT) counts, through lanes, ownership, and pavement condition ratings. Also sought are the number of at-grade railroad crossings and railroad crossing problems, as well as detail on traffic operating conditions (e.g., congestion and long delays) and safety.

Exhibit 3-5 NEVADA'S MAJOR STATEWIDE CORRIDORS



LEGEND

-  Corridors
-  Cities
-  Interstate Highways
-  US Highways
-  Other Roads
-  Rail Lines




Exhibit 3-6 NEVADA'S SPECIAL LOCAL CORRIDORS

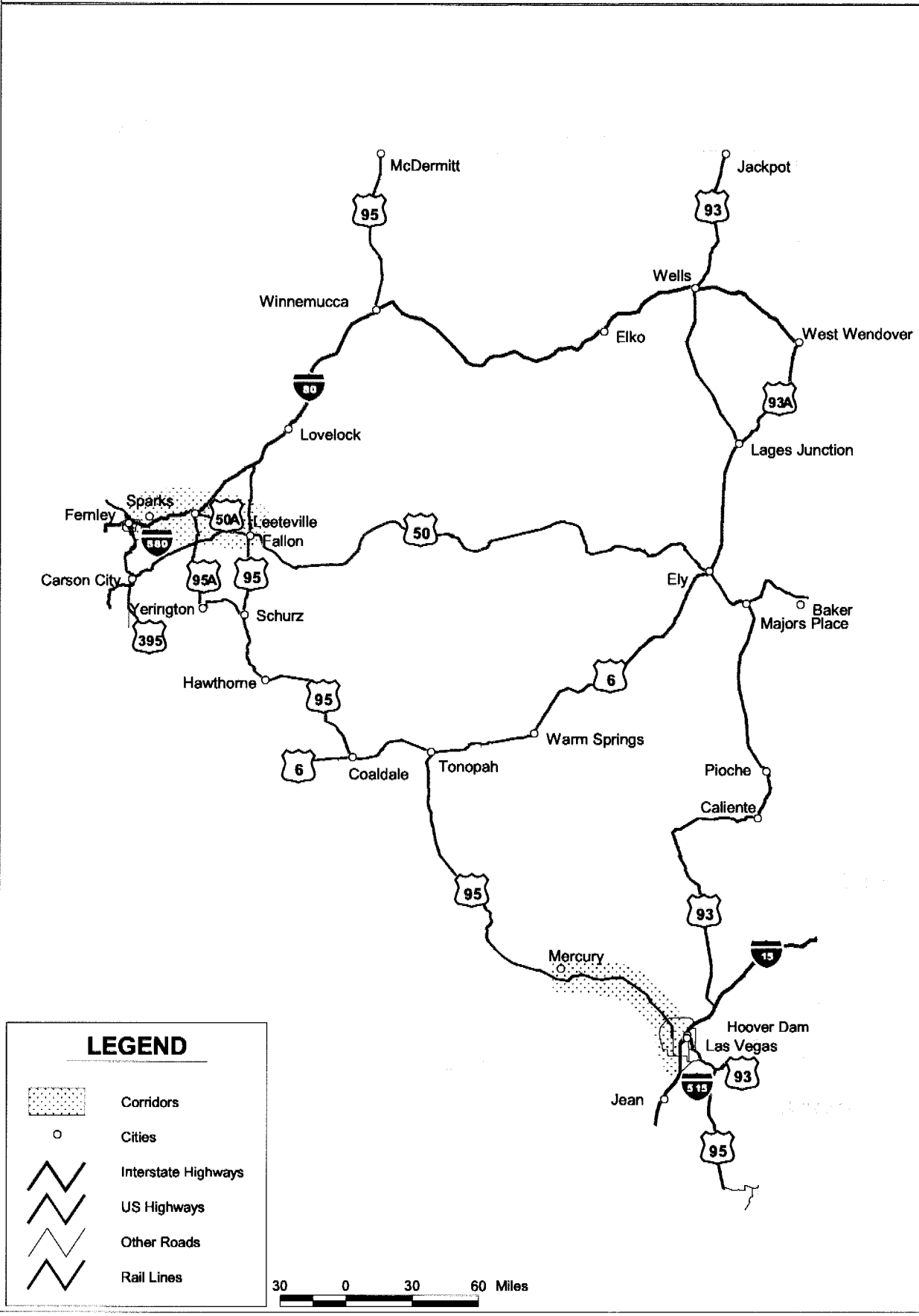
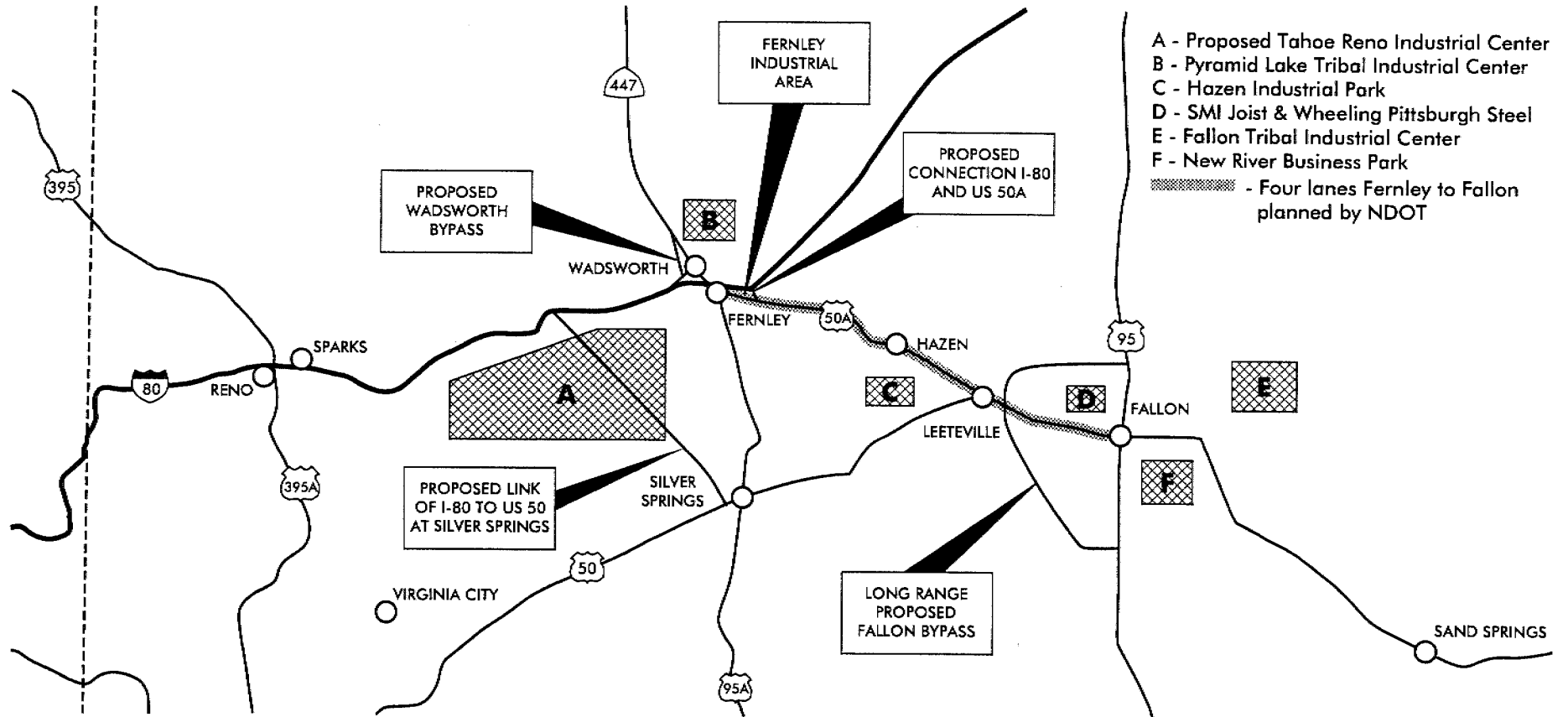


EXHIBIT 3-7 SPARKS-FALLON CORRIDOR

343080\BASE-3/21/2000



The intent of the study is to inventory these connectors, their specific characteristics, their problems, and their investments for improvement. This inventory may help guide further FHWA investment planning for these connector facilities. The FHWA will not disseminate the results for specific connectors or states.

FALLON: RURAL COMMUNITY PROFILE

Like the Sparks – Fallon Corridor, the City of Fallon itself was another special subject of study. At the junction of US 50 and US 95, Fallon is the Churchill County Seat and the largest population and commercial center in the county. It forms the eastern end of the Sparks – Fallon Corridor. US 50 links Fallon with Carson City and California in the west, and with Ely and Utah in the east. US 95 links Fallon with Oregon in the north and Las Vegas in the south.

The Churchill Economic Development Agency (CEDA), the EDA representing Churchill County, identified increasing congestion on US 50 and US 95 in Fallon and the need for bypasses around the city for both highways. Shippers and carriers also related that congestion occurs regularly in Fallon, though they differed on its impacts. One uncontrolled discount store entrance on US 50 was identified as a safety hazard. Rail service is provided by the UP on its Fallon Branch, linking Fallon with the historic SP transcontinental main line at Hazen. Rail shippers indicated that UP's service has improved since its 1997 – 1998 service meltdown.

A discussion of the community and its transportation issues appears in Appendix M.

TRUCKER ISSUES

During Phase 1 of this study, 19 trucking firms were surveyed by telephone regarding various issues impacting their business. These truckers included those operating statewide as well as firms having more localized operations in and around either Reno or Las Vegas. Over half of these firms identified themselves as Less Than Truckload (LTL) carriers. Other types were private truckload carriers, for-hire truckload carriers, small package and parcel carriers, and specialty operators (i.e., two firms haul only building materials such as sand and gravel, and another that only tests new truck equipment).

The firms were asked to rank their level of concern regarding six specific issues relative to the highway system. The problems are:

- ® Highway congestion
- ® Highway surface conditions
- ® Lower than warranted speed limits
- ® Access problems to truck-rail intermodal facilities

Highway Freight System

- Ⓢ Poor access to highways
- Ⓢ Truck weight or size restrictions

Levels of concern ranged from “not concerned” to “very concerned.” These levels were given numeric values to facilitate quantification. For example, “not concerned” was equal to “1,” while “very concerned” was equal to “4.” Each firm answered all questions. Accordingly, the responses to each issue were totaled and subsequently divided by the total number of firms surveyed in order to determine an average ranking. A higher average number signified a greater level of concern on the part of the truckers. The issues are listed below in order from that of highest concern (highway congestion) to lowest concern (speed limits).

Highway Congestion

The issue having the highest average number (3.2) was highway congestion. In other words, on average, these truckers were somewhat more than moderately concerned about congestion on the state’s highways. Locations, which truckers cited as being particularly troublesome, include the I-15-US 95 interchange in Las Vegas (also known as the Spaghetti Bowl), and the I 80 and I 580 interchange in Reno. Other congestion plagued areas include:

- Ⓢ Las Vegas surface streets during peak hours;
- Ⓢ US 395 north of I 80 in Reno;
- Ⓢ The Las Vegas area generally;
- Ⓢ Cheyenne Avenue exit from I 15 in Las Vegas;
- Ⓢ I 80 over Donner Pass (west of Reno) on Mondays and Fridays;
- Ⓢ The Tropicana industrial area in south Las Vegas;
- Ⓢ US 95 north of Las Vegas in the summer months; and
- Ⓢ All Las Vegas highways after 3 p.m. on weekdays.

Surface Conditions

The second highest concern was the surface conditions of Nevada’s highways (having an average result of 2.9). Truckers cited specific trouble spots, including I 80 in eastern Nevada, US 395 north of Reno, and the Las Vegas area generally.

Weight and Size Restrictions

On average, truckers were essentially evenly divided on whether or not weight and size restrictions were an issue to them. However, the averaged number (2.6) belies the fact that eight truckers reported being very concerned about any future restrictions on truck weights and size

Highway Freight System

that may have a negative impact on their businesses. For example, some truckers fear reductions on triple trailer combination allowances which they now enjoy. Other concerns were:

- ® Allowance to operate triple trailer combinations in other states;
- ® Allowance for six to eight-foot longer trailers; and
- ® Allowance for heavier loads.

Poor Highway Access

Though truckers reported being, on average, only slightly concerned (2.1) regarding access to state highways, they nevertheless cited various problems. These included:

- ® Traffic signal timing is too frequently uncoordinated;
- ® Ramps are often poorly designed, not providing sufficient distances for merging;
- ® Access problems occur during periods when highways are under construction; and
- ® Outmoded interchange designs.

Other Issues

Both access to truck-rail intermodal facilities (at 1.6) and lower than warranted speed limits (at 1.5) were of little concern to truckers overall. Specific concerns included poor access to the former Union Pacific Railroad Sparks intermodal facility (which the respondent noted was being addressed), and a general need for wider roads at intermodal facilities to accommodate wider types of trailers.

Regarding speed limits, one trucker related his impression that maximum allowable speeds could be raised along some portions of I 80. Another reported that California speed limits should be raised.

HIGHWAY ISSUES IDENTIFIED BY REGIONAL ECONOMIC DEVELOPMENT AGENCIES

During the study, the state's regional Economic Development Agencies (EDAs) were asked for their comments on highway issues of particular concern to them. These are listed below.

- ® The Elko County Economic Development Authority (ECEDA) cited a need for improved access from I 80 to Elko Regional Airport.
- ® The White Pine Economic Diversification Council (WPEDC) is supportive of investments in US 93, the north – south link for the county, as part of the so-called CANAMEX Corridor. The EDA is supportive also of improvements in US 50, the major east – west link for the county. These investments are needed to enhance the

appeal of the area for new business. They are also important as they could reduce run times for motor carriers serving the area, with the potential benefits of lower transportation costs accruing to new and existing shippers.

- ® The Mineral County Economic Development Authority (MCEDA) noted that:
 1. More passing lanes on US 95 along Walker Lake would be helpful for freight movement.
 2. Better access off US 95 for the Babbitt Properties development will be essential to drawing tenants.
 3. Paving of SR 839 would provide a shortcut from Hawthorne to US 50 to the north and thereby would facilitate goods movement to and from Hawthorne. A paved SR 839, in conjunction with SR 167, would provide a link between US 395 east of Yosemite National Park and US 50.

- ® The High Desert Economic Development Authority (HDEDA) indicated that the highways serving Humboldt and Lander Counties posed no particular constraint with regard to economic development. However, it noted that transportation cost is high, given the length of haul between major markets to the east and to the west. The high costs discourage industries from locating in the area. HDEDA related that a company that converts agricultural waste into a product decided not to locate in the area on account of the higher transportation cost.

- ® The Lincoln County Regional Development Authority (LCRDA) noted that:
 1. The major issue for the EDA is having US 93 retain its designation as a National Highway System (NHS) roadway. LCRDA is concerned that SR 318 might be designated an NHS highway in lieu of US 93. While the distance between Ely and the Hiko turn-off (where US 93 and SR 318 join north of Ash Springs) is shorter on SR 318 versus US 93, SR 318 avoids the county's most populous city and site of a developing industrial park – Caliente. Retaining the NHS designation is critical, the EDA said, as the Meadow Valley Industrial Park promotes itself as being located adjacent to an NHS highway. Specifically, LCRDA is concerned that losing the NHS designation for the highway would diminish the attractiveness of the major economic development initiative in the county.
 2. Two stretches of rough road, about 15 miles in all, on US 93 between Caliente and Alamo, need resurfacing. The stretches are approximately at Caliente Summit and at the Hiko turn-off to SR 318.

- ® The Northern Nevada Development Authority (NNDA), which represents Carson City, Douglas County, Storey County, and western Lyon County, noted that:
 1. Because of continuous freight traffic growth in the US 50 corridor, four lanes (mostly two lanes now) are needed east of Dayton to Silver Springs on US 50. NNDA added that a proposed road that would link the Tahoe Reno Industrial

Highway Freight System

Center off I 80 with Silver Springs would attract even more truck traffic on US 50 through the area.

2. A bypass for US 395 through Carson City is needed in order to allow for faster truck travel times.
 3. Traffic lights are needed on US 395 through Minden and Gardnerville, which are growing quickly.
- ® The Lyon County Development Authority (LCDA) believes that the current road system will not be adequate given the growth it foresees. Regarding improvements, LCDA feels that NDOT should be more flexible in applications of its design specifications to take into consideration the needs of Lyon County businesses.
- ® The Economic Development Authority of Esmeralda and Nye Counties (EDEN) believes that increasing truck volumes on both US 6 and US 95 make adding lanes to these mostly two-lane highways a priority.
- ® The Nevada Development Authority (NDA), which represents the greater Las Vegas area, identified the following issues:
1. High traffic volumes on I 15 between Las Vegas and the California State Line impede goods movement.
 2. US 95 between Summerlin (northwest of Las Vegas) and Las Vegas is very congested in the morning and evening commute hours.
 3. The winding two-lane segment of US 93 south of Las Vegas to the Hoover Dam is a severe constraint for efficient goods movement between southern Nevada and Arizona.
 4. Events at the Las Vegas Speedway near Nellis Air Force Base cause traffic congestion on both I 15 and Las Vegas Boulevard North.
- ® The Economic Development Authority of Western Nevada (EDAWN), which represents Washoe County, identified the following issues:
1. Continuing development north of Reno is resulting in congestion at the I 80 – I 580 (US 395) interchange. This congestion is particularly noticeable during peak commute hours.
 2. Continuing development in Fernley and development of the proposed Tahoe Reno Industrial Center in Storey County likely will eventually result in more truck traffic on I 80 and the potential for greater congestion.
 3. As the residential growth in the Spanish Springs area continues, the need for alternative routes other than the Pyramid Highway (SR 445) is becoming critical.

Highway Freight System

4. Besides the existing business park in Spanish Springs, another is planned in the Hungry Valley area. This will increase congestion on the Pyramid Highway and potentially on I 80.
 5. Just southeast of Spanish Springs in Wingfield Springs, the southern portion of Vista Boulevard near I 80 is already congested due to industrial and residential development.
 6. The opening of Redfield Campus on the Mount Rose Highway (SR 431) will create more traffic on US 395 between the Mount Rose Highway and Reno.
- Ⓢ The Churchill Economic Development Authority (CEDA) identified the following issues:
1. Increasing truck traffic on US 50A has resulted in noticeable congestion between Fernley and Fallon. As a result, CEDA opined that US 50A and US 50 need to be widened from two to four lanes between the two cities.
 2. Increasing traffic in Fallon is resulting in congestion. CEDA also believes that US 50 and US 95 need truck bypasses around Fallon.

Generally, NDOT's plans for highway improvements seem to be in synch with needs cited by the various EDAs³. However, potential gaps (between shipper/carrier needs and NDOT plans) and improvements that might be explored in greater detail include:

- Ⓢ LCRDA's reports of rough surface conditions on US 93 in Lincoln County;
- Ⓢ EDEN's call for widening of US 95 in Esmeralda and Nye Counties; and
- Ⓢ CEDA's call for US 50 and US 95 bypasses near Fallon.

³ The review of NDOT plans consisted of a review of transportation infrastructure plans cited in *the Draft Transportation System Projects FY 2000-2009*, produced by NDOT.

Section 4

AIR CARGO SYSTEM

This Report Section explores Nevada's existing air freight handling system. Considerations important for the planning of future air freight handling locations are also discussed. Principally, four Nevada airports are reviewed with regard to their air freight activity:

- Ⓜ Reno/Tahoe International Airport;
- Ⓜ McCarran International Airport in Las Vegas;
- Ⓜ Elko Municipal Airport; and
- Ⓜ Yelland Field in Ely.

Of these four, Reno and Las Vegas are by far the larger airports in terms of tons of air freight handled. Both of these airports serve communities with robust business climates and rapidly expanding populations. By contrast, cargo activities at Elko and Ely are smaller in scale, reflecting lesser business and population.

Each airport is discussed in terms of the serving carriers, cargo activity, and cargo handling facilities. For Elko and Ely, commercial passenger operations are also described. A map showing these airports appears as Exhibit 4-1.

AIR SERVICES

One indicator of scheduled air service is the number of different locations external to Nevada which have direct flights to/from Nevada's airports. Exhibit 4-2 depicts those direct flight locations.

As shown, Nevada has a huge number of direct flights to locations throughout the US (and Mexico). This is a function of the tourism trade but, importantly, any aircraft carrying passengers can concurrently carry air cargo. In this context, direct air freight services have potential to be sound.

RENO/TAHOE INTERNATIONAL AIRPORT

The Airports Council International (ACI) ranked Reno 185th of the world's freight handling airports, and 66th among U.S. airports, for 1997.

Air Cargo Activity at Reno/Tahoe International

Air cargo volumes have been increasing steadily over the past several years. Airport cargo poundage in 1997 represented a 180 percent increase in the seven-year period, or an average year-over-year increase of almost 16 percent. A 1997 breakdown of cargo by type is set forth in Exhibit 4-3 below. According to poundage by class of cargo reported by the airport, 78.1 percent

Air Cargo System

consisted of freight and 21.9 percent consisted of mail. More freight departed Reno/Tahoe than arrived, and more mail arrived than departed.

Exhibit 4-3
1997 CARGO ACTIVITY
RENO/TAHOE INTERNATIONAL AIRPORT
(pounds)

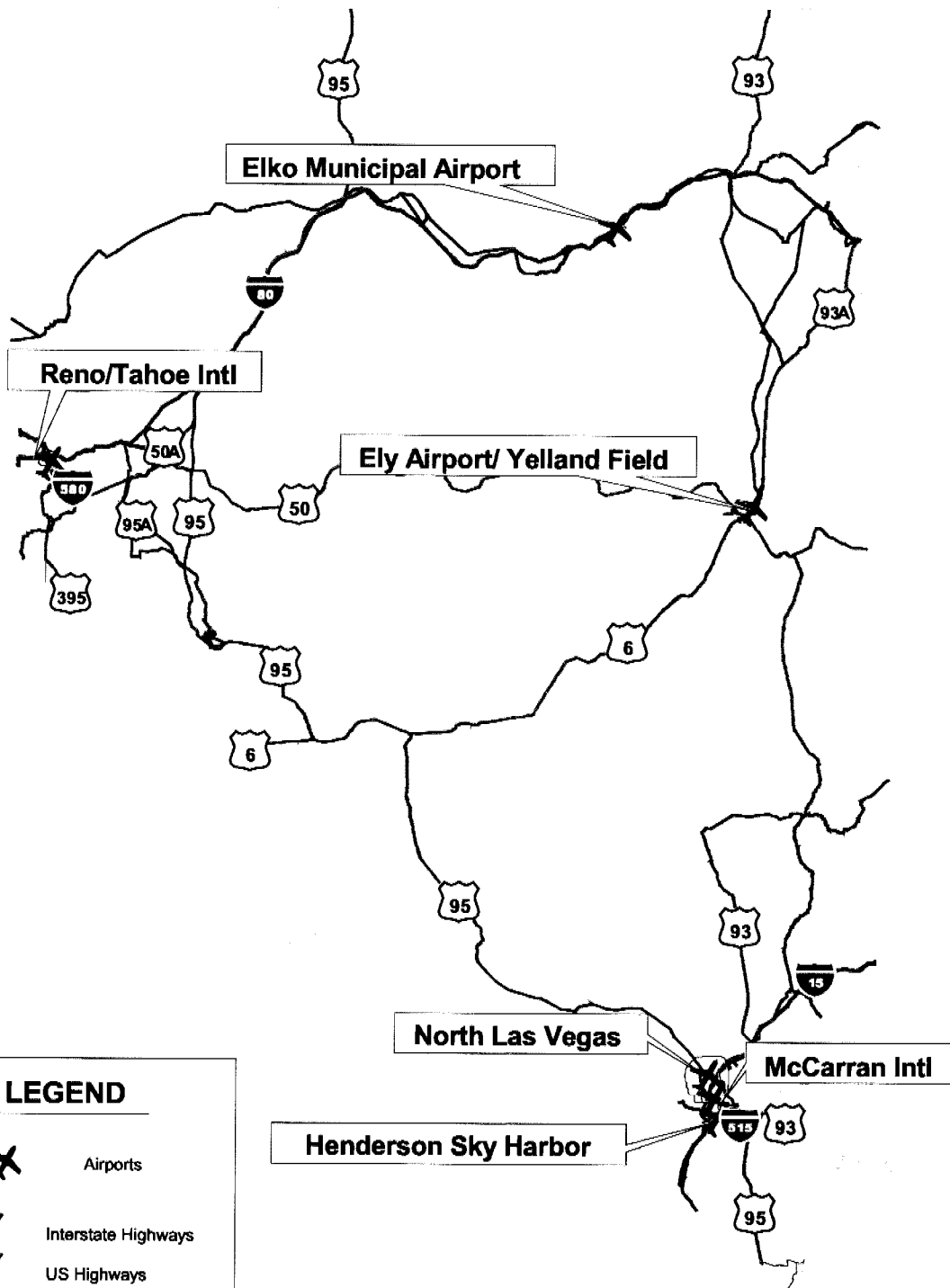
	<u>Freight</u>	<u>Mail</u>	<u>Total</u>
Departing	36,193,999	8,253,512	44,447,511
Arriving	<u>32,662,604</u>	<u>11,013,903</u>	<u>43,676,507</u>
Total	68,856,603	19,267,415	88,124,018

According to the airport's 1991 Master Plan, several larger freight forwarders expanded their business in the late 1980s and early 1990s to include flight departments and provide door-to-door services, which were previously unavailable. The plan also cited an expanding warehousing and distribution industry and the location of several catalog centers as influencing the rate of air cargo growth. This trend of increasing freight distribution activity in the area appears to continue today.

Air Cargo Facilities at Reno/Tahoe International


In 1991, the then existing Air Cargo Facility was located east of Terminal Way and north of Pilot Way, with an entrance at Villanova Street. Containing both offices and warehouse space, it was used by Fed Ex, UPS, and the U.S. Postal Service, among others. The facility was also used for the airport's shipping and receiving activity.

Exhibit 4-1 NEVADA'S PRINCIPAL AIR CARGO AIRPORTS



LEGEND

- Airports
- Interstate Highways
- US Highways
- Other Roads
- Rail Lines



Air Cargo System

The airport's 1991 Master Plan foresaw that the area north of the passenger terminal would be redeveloped in phases as a new air cargo area. Plans at the time called for an organized expansion of the cargo ramp, including the lease of land parcels and acquisition of several acres between the airport and Vassar and Telegraph Streets to fully develop the proposed facility.

In September 1997, a new 55,000 square foot facility was opened north of then existing freight handling facility. An access road was constructed from Vassar Drive. The older cargo structure is no longer used for freight handling.

Among the proposed improvement projects cited in the Nevada Department of Transportation's *Transportation System Projects 1997 - 2008* is \$700,000 for the construction of an I 580 ramp. The project was proposed for the 1999 fiscal year. Similar new ramps could facilitate cargo handling by moving cargo operations away from airport passenger terminals.

MCCARRAN INTERNATIONAL AIRPORT, LAS VEGAS

McCarran International Airport's air cargo volume is nearly two fold greater than Reno's. ACI ranked McCarran 141st among of the world's freight handling airports, and 54th among U.S. airports, for 1997.

Air Cargo Activity at McCarran

Exhibit 4-4 lists cargo volume in pounds at McCarran for the six-year period 1992 - 1997. Pounds are segmented by class of cargo (mail, express and freight) lifted on and off airplanes.

Exhibit 4-4
CARGO ACTIVITY
MCCARRAN INTERNATIONAL AIRPORT
(pounds)

	<u>1992</u>	<u>1993</u>	<u>1994</u>	<u>1995</u>	<u>1996</u>	<u>1997</u>
Mail on	24,390,633	22,626,564	22,872,050	20,239,500	22,925,897	28,926,782
Mail off	23,951,270	22,201,464	23,088,003	24,446,054	27,849,898	32,956,763
Express on	587,117	612,478	573,913	747,933	1,280,449	4,898,961
Express off	771,719	1,196,200	1,168,667	1,774,920	3,145,472	5,075,288
Freight on	17,011,350	14,446,988	19,409,701	25,190,168	25,300,033	30,403,844
Freight off	<u>30,646,357</u>	<u>30,143,121</u>	<u>36,063,156</u>	<u>39,546,586</u>	<u>43,567,803</u>	<u>54,986,600</u>
Total	97,358,446	91,226,815	103,175,490	111,945,161	124,069,552	157,248,238

In total, more poundage comes into McCarran than leaves. In 1997, inbound cargo totaled 59.2 percent of the total. Of this inbound cargo, freight was the dominant class at 59.1 percent, followed by mail at 35.4 percent, and express at 5.5 percent.

Air Cargo System

In terms of inbound and outbound cargo, freight has been the largest class since 1994. In 1997, it totaled 54.3 percent of all poundage. Mail was next at 39.4 percent, and express was at 6.3 percent.

During the six-year period, total cargo handled grew 61.5 percent. Though relatively small in overall poundage, express grew fastest, increasing 634 percent over the period. Freight grew 79.2 percent. Mail grew 28 percent.

The cargo growth rates are strongly tied to the growth in Las Vegas in general. Historically, as the population and the resort industry expanded, so did the demand for air cargo handling. This trend can be expected to continue. As with Reno/Tahoe, McCarran's cargo growth should benefit from Nevada's Freeport Law, which exempts from state taxation all personal property in transit through the state while it is being stored, assembled, or processed for use in another state. In addition, inventories held for sale within Nevada itself are exempt from personal property taxation. This makes Nevada an extremely attractive site for warehousing and air cargo distributing for the western part of the country¹. McCarran's major out-of-state markets are the relatively close and populous Los Angeles and Phoenix metropolitan areas.

Air Cargo Facilities at McCarran

To accommodate growing demand, the airport will build more cargo handling space. Presently, 50,000 square feet of new space for freight distribution is under construction. This space is located across Spencer Street from the existing facilities. An additional 50,000 square feet of space will be built as required. The Nevada Department of Transportation's *Transportation System Projects 1997 - 2008* identified \$10 million for ramp expansion at the airport in fiscal 1999.

ELKO REGIONAL AIRPORT

Air Cargo Activity at Elko

The airport's cargo business is tied in large part to the fate of the mining industry in areas around Elko. Two of the largest mines, Newmont Mining Company and Barrick Gold Strike Mining Company, tend to be among the larger shippers and receivers of cargo in and out of Elko Municipal. Shipments include commodities as diverse as office supplies, machine parts, chemicals for ore processing, etc. Although the industry is experiencing slightly declining economic fortunes, cargo volumes through the airport have been stable.

The casino and gaming industry in Elko is another significant market segment. Typically, perishables and other expedited consumable items are flown in from Reno and Salt Lake City. These shipments supply the requirements of Elko's entertainment establishments. This industry,

¹ Nevada State Airport System Plan, NDOT, 1995, p. III-20.

Air Cargo System

too, appears to be stable, with no dramatic growth expected. As a result, cargo shipments related to this industry have been stable.

Air Cargo Facilities at Elko

Elko Municipal Airport does not have specific facilities dedicated to cargo handling. As indicated before, freight is transferred between planes or between planes and ground vehicles on the ramp.

The airport, however, is building a new passenger terminal. The new terminal potentially will make the existing terminal available for cargo operations. The new air terminal is planned to open in October 2000, at which time cargo operations could move off the ramp and under roof. The estimated total cost for the new terminal is \$1.6 million.

Other facility enhancements include extension of the commercial service apron at a cost of \$1.2 million. Being done in phases, this work is to be completed in 2000. Over the next two-year period, the airport also is planning land acquisition and runway improvements totaling \$5.2 million.

An access road for the airport was listed as a proposed project for the 1999 fiscal year in NDOT's *Transportation System Projects 1999 - 2008*. The project estimate is \$776,500.

YELLAND FIELD, ELY

Air Cargo Activity at Ely

In 1998, two air carriers serving Ely reported handling a total of about 160,000 pounds of freight. Of this amount, an air taxi service reported carrying about 140,000 pounds. A spokesman for the taxi service said that about 25 percent of the volume, or 35,000 pounds, was tied to the mining and natural resource industries in the environs of Ely. The remainder of the business, over 100,000 pounds, consisted of express packages and other priority handling for residents, local businesses, mining support industries, and financial institutions. It is assumed here that that volume has declined somewhat, as a result of the closing down of BHP Copper, Inc.'s mining operation in nearby Reipetown last year.

The operator of the only scheduled commercial passenger operation in Ely during 1998 reported handling about 20,000 pounds of air freight per year. The freight consisted of mail, medical specimens going to labs in Salt Lake City, and general freight for the community. Since that time, that operator has been replaced. It is assumed that the general cargo volume for the new carrier, however, is similar to that handled by the other.

Air Cargo Facilities at Ely

Yelland Field has no buildings specifically for freight handling. Express trucks transfer loads with air taxi planes directly on the ramp. Freight carried by the sole regularly scheduled passenger service is transferred at the passenger terminal.

Current plans call for new sealcoats for runways, taxiways and the airport apron. The total cost for improvements was estimated at \$624,000.

OTHER AIRPORTS WITH AIR FREIGHT ACTIVITY

Two other airports in the Las Vegas area were reviewed briefly in Phase 2 to determine the extent of air cargo activity. These were:

- Ⓢ North Las Vegas, which handled 1,402,380 pounds of cargo during 1998 – a decrease of 6.5 percent from the previous year.
- Ⓢ Henderson Sky Harbor, which handled 116,865 pounds of cargo during 1998 – a decrease of almost 40 percent from the previous year.

AIR FREIGHT HANDLING CONSIDERATIONS FOR OTHER AIRPORTS

There are other airports throughout the state where airport managers have expressed a desire to establish air cargo facilities. One must bear in mind, however, that many factors influence the success of doing so.

According to the Federal Aviation Administration's (FAA) National Plan of Integrated Airport Systems (NPIAS), US Department of Commerce statistics indicate that 28 percent of exports and 18 percent of imports by value were shipped by air. Air transportation is a preferred mode for the shipment of high value, light weight, and perishable goods that typically are concentrated at busy commercial service airports. Much of this traffic is carried in the baggage compartments of scheduled passenger aircraft. Cargo flights usually occur during off-peak periods and do not substantially aggravate airport congestion and delay problems. Also, they do not necessarily result in a requirement for a great deal of airport development (e.g., additional terminal capacity and runways, etc.)

While many airports are capable of handling air freight in some capacity, the size and form of the needed cargo terminal facilities vary depending on the cargo being shipped. The mix and flow characteristics, characteristics of surface and air vehicles, materials handling, documentation and communication, and degree of mechanization must all be considered. For Nevada, these factors influence greatly the ability for airports to realize their goal of air cargo.

The airports desiring to establish air cargo capability are primarily located in rural communities. These airports presently accommodate mostly private aircraft, and have little, if any, infrastructure for handling significant freight traffic. This fact means that some investment prior to soliciting major air freight carriers would have to be undertaken. All but a few of these airports were originally built to the specifications of small general aviation and commuter type aircraft, which can handle some cargo types. Therefore, many of these airports would have to be upgraded to support larger aircraft and freight handling.

Of the airports listed in the NPIAS (airports eligible for federal funding must be listed in the NPIAS), three are ranked as primary commercial service, one is listed as a commercial service/primary reliever, and the remaining are listed as general aviation airports. Of these general aviation airports, nine meet current FAA requirements for airport pavement strength to support larger aircraft. Still these nine airports would need to invest a significant amount of resources into land acquisition and facilities. For example, each of the facilities would need to meet the functions of handling cargo - including such diverse tasks as sorting, storage, and documentation - if they are to handle significantly more cargo volume than the Elko and Ely operations, which have thus far avoided major improvements for their level of freight activity.

AIR SYSTEM ISSUES IDENTIFIED BY REGIONAL ECONOMIC DEVELOPMENT AGENCIES

During the course of Phase 2 of this study, Nevada's regional Economic Development Agencies (EDAs) were contacted for their comments on issues pertaining to state's air system. The issues were:

- Ⓢ The White Pine Economic Diversification Council (WPEDC) noted that the facility needs maintenance equipment, as well as paving of the apron and taxiway at Yelland Field in Ely.
- Ⓢ The Mineral County Economic Development Authority (MCEDA) noted that the ongoing runway expansion at Hawthorne Municipal Airport is important to drawing economic development activities to the county.
- Ⓢ The High Desert Economic Development Authority (HDEDA) noted that the market in the Humboldt/Lander County area is not large enough to attract UPS and Fed Ex, among others, to use Winnemucca Municipal Airport. Also, the airport facility itself is not large enough for major air freight operations. HDEDA would like to see the airport facilities expanded to attract businesses as well as passengers to the area. More business will in turn create demand for air freight services.
- Ⓢ The Economic Development Authority of Esmeralda and Nye Counties (EDEN) noted that the development of the Nevada Science and Technology Corridor may drive demand for air cargo services in the area.

Air Cargo System

- ⑧ Though air cargo is handled efficiently now at McCarran International Airport, the Las Vegas area Nevada Development Authority (NDA) is supportive of proposed plans to relocate air cargo activity at a new cargo only airport along I 15 near the California state line. The facility would provide for segregation of freight from passenger air traffic and thereby facilitate improved goods movement.

Few EDAs commented on specific improvements needed with regard to air freight facilities. WPEDA for White Pine County and MCEDA for Mineral County both identified airport physical improvements as important for attracting industry to their areas, and NDOT in fact has identified future improvements for these airports². On the other hand, while HDEDA cited an expansion of Winnemucca Municipal Airport as a potential draw for new business, there are no firm expansion plans for the facility.

² NDOT plans were found in a review of the *Draft Transportation System Projects, FY 2000-2009*, produced by NDOT.

Section 5

GOODS MOVEMENT IN NEVADA

INTRODUCTION

This report section discusses the use that is made of Nevada's freight transportation systems. It includes an analysis of commodity flows into, out, within and through Nevada, and it includes commodity flow forecasts to the year 2020. It also contains the results of a survey of 60 Nevada shippers around the state.

The commodity flow analysis is intended to depict:

- Ⓢ Nevada's trading partners;
- Ⓢ The types of commodities; and
- Ⓢ How they move (mode).

The intent of this is to help to identify and define issues, constraints, and opportunities in the way commodities flow to and from Nevada. To develop this information, a recently developed commodity flow database was used.

The Intermodal Freight Visual Database – Most of the freight commodity flow information produced and analyzed in the study comes from Reebie Associates' TRANSEARCH database. The Reebie firm has maintained and updated TRANSEARCH annually since 1980. It is a commercially available source for intercity freight patterns and quantified volumes of freight activity by individual commodity and mode of transport throughout the U.S.

Recently, Reebie Associates developed a finer detailed version in an FHWA sponsored project known as the Intermodal Freight Visual Database. It breaks down origin and destination market areas to the county level and is compatible with GIS applications. It has been incorporated into TRANSEARCH; with its most current base year as 1995. This database is the specific source for the study.

For this study TRANSEARCH data were identified at varying levels of detail: at the County level for the Nevada area, itself; at the BEA level for neighboring market areas; at the State level for states near to Nevada, or important as trading partners; and, finally, at the regional level for further outlying areas such as New England.

Types of Data -- Issued annually, the data can cover all modes and commodities, including empty truck movements, international shipping, and truck shipments of non-manufactured goods. Features like external trip ends, vehicle miles traveled, gross ton-miles, and forecasts can be provided, and traffic routed along major modal corridors can be displayed.

Goods Movement in Nevada

The database maps commodity flows (2, 3 & 4 digit STCC) in short tons between geographic entities (states, counties, BEA's) by mode (rail car, rail intermodal, truck load, less than truck load, private truck, air and water) for current year and forecast years. All volumes shown in tons are in short tons, for 1995.

Data Sources -- A variety of data sources are used to compile the database ranging from government agencies to private sector industry associations and the carriers themselves.

Exhibit 5-1 KEY DATA SOURCES

Mode	Data Source	Agency/Organization
Rail	Car Load Waybill Sample	Surface Transportation Board
Water	Waterborne Commerce Statistics	Army Corps of Engineers
Air	FAA Airport Originating Tonnages Airport to Airport Flows Commodity Flow Survey Transearch	Office of Airline Statistics (DOT Form 41) BTS Office of Airline Information Bureau of Transportation Statistics Reebie Associates
Truck	Carrier Data Exchange Program Transearch Annual Survey of Manufactures Freight Locator Data Service General Statistics for Verification Commodity Flow Survey	Reebie Associates Reebie Associates U.S. Census Bureau Reebie Associates Industry Associations Bureau of Transportation Statistics

The data sources vary by the different modes of transportation. The primary source for rail based data are the Carload Waybill Samples gathered from about 4 % of total rail car traffic. Reebie Associates sources this data from the Surface Transportation Board. This data is compiled to provide both volumes and patterns of flow.

The primary source for waterborne commodity flows are the Waterborne Commerce Statistics compiled by the Army Corps of Engineers. This data tracks the flow of commodities along domestic lakes, rivers and canals, and is used to develop both volumes and patterns of flow. Due to the nature of Nevada's commodity flow, water borne freight movements are insignificant or nonexistent.

The air data is compiled from four major sources. The first is FAA airport originating tonnages primarily from Form 41 reports and compiled by the Office of Airline Statistics (Federal). This source establishes volume estimates at airports. The second source is airport-to-airport (ATA) flows compiled by the BTS Office of Airline information. This data is used to establish flow patterns. The third source is from Commodity Flow Survey (CFS) data which are used to define the commodity types. The fourth source is Reebie Associates' Transearch Database which is used to supplement the CFS data.

The trucking data process is more complex and comes from a wide variety of sources developed over the course of 20 years. However, there are four primary sources. The first is a data

exchange program Reebie has with motor carriers, which is used to estimate patterns and volumes. The second source is a variety of industry associations (timber, plastics, chemical, automotive, etc.) which provide overall volume information for the respective industry sectors. The third major source is from the Annual Survey of Manufactures, primary employment and output data by industry, distributed at the state and local level. This data maps production and consumption of commodities and is used to calibrate the trucking flows. The freight locator data service is a database of industrial facilities and their exact location. This data supplements the previously mentioned sources to help calibrate the flows of goods between specific geographic entities.

Data Issues and Limitations -- It is generally understood that large databases of this kind are never perfect, and TRANSEARCH is not an exception to the rule. It is, however, the best available source of its kind in the cognizance of the study team. TRANSEARCH is in use by virtually all major U.S. railroads and by more than a hundred motor carrier companies and several container ship lines and air cargo carriers. It is also used by state and federal planning agencies, as well as port authorities, equipment suppliers, investment banks and judicial and regulatory bodies.

In the course of the study, some corrections were made to the commodity flow data. For example, Utah, Arizona and Idaho were switched due to an arithmetic error in the county coding system; and this error was corrected. After a series of such cross checks and adjustments, we feel that the current resulting database provides a substantially accurate representation of actual freight movements to and from Nevada.

TRANSEARCH reports provide a broad picture of freight traffic movements in the United States. Various publicly available sources, as well as Reebie's proprietary motor carrier data exchange information, are used in the development of the TRANSEARCH database. Understanding the nature of particular sources when using TRANSEARCH data is important to correctly interpret the information. The following guidelines should be helpful in gaining that understanding.

1. Freight Rehandled By Truck From Warehouse and Distribution Centers Is Identified as STCC 5010. Many of these types of facilities handle a wide range of different types of commodities, and outbound shipments may also be of mixed consists. For example, shipments from a supermarket chain distribution center are likely to contain a broad range of package food products and other consumer items.
2. The Truck Portion of Truck/Rail Intermodal Activity Is Shown as STCC 5020. This activity includes two segments: the truck shipment, by trailer or container, from true origin to the intermodal railhead, and from the intermodal railhead to final destination. The Rail Intermodal mode reveals the origin and destination points on the rail system, not the ultimate origin and destination.

Goods Movement in Nevada

3. Large Portions Of Today's Intermodal (TOFC or COFC) Traffic Are Reported In Non-Commodity Categories. Commercial arrangements in the railroad industry have fostered the use of "third parties" such as consolidators and forwarders. Such traffic typically is labeled as "Freight Forwarder Traffic", "FAK" (Freight: All Kinds), or "Miscellaneous Mixed Shipments". The specific commodities moving under these arrangements are not identified in the public use data sources.
4. STCC 5030 Is Used to Identify the Truck Drayage of Air Freight Traffic . Both the true origin to airport, and airport to final destination are included. Origins and destination for movements classified in the air mode are airports. Volumes which are transloaded from one aircraft to another are not shown at the transloading point.
5. Shipments Made Up Of Several Commodities Will Be Credited To The Dominant Commodity. This occasionally occurs in the commodity identification of rail shipments. In these instances, the tonnage attributed to the predominant commodity is greater than it should be, and the other commodities in the shipment are understated.
6. To Provide Maximum Product Identification, Commodities Are Shown At the Greatest Level of STCC Detail For Each Code. Truck data is available and shown at the 4-digit level for the manufacturing sector. Rail data, however, can be shown at 5-digits. Because of the desire to include the greatest amount of detail possible, commodities in a traffic lane may be identified at different levels of detail for each mode. When this occurs, tonnages shown at the more detailed levels should be combined with those displayed at the more aggregate levels to gain a complete picture of modal share for the commodity. All freight traffic flow information in the study is expressed at the 4-digit STCC commodity code level, or consolidated to a 2-digit, or no commodity detail level.
7. Since Many Of The Sources For Traffic Flow Information Use Sample Data, The Tonnage Data In Each Cell Should Be Used As An Indicator Of Relative Value. Consequently, the more specific the definition of a particular flow, the greater its sampling variability. The more aggregated the definition of the Geography/Mode/ Commodity combination, the more reliable the results.
8. Truck Movement Reporting Is Limited For Non-Manufactured Items. While fresh fruit and vegetable movements are in TRANSEARCH, other products of agriculture -- grain, for example, by truck, are not. Similarly, truck movements of coal are displayed but other mined products are not shown. Information on these other non-manufactured items are developed on a special project basis.
9. Interterritorial Intermodal Traffic May Be Made Up Of Two Moves -- From Origin To A Key Interchange Point And From The Interchange Point To Destination. The commercial relationship that rail carriers have established with "third party organizations" give rise to these situations. In effect, certain intermodal traffic is rebilled at intermediate interchange points. As a result, some through origin-to-destination intermodal movements are not readily

apparent. For this reason, the total number of intermodal movements may be overstated, although total activity, i.e., ton-miles, is correct. Import and export traffic, in some instances, may be subject to rebilling at the borders. A version of TRANSEARCH can be prepared to correct for the rebilling, and show complete flows without the interchange points.

10. State-To-State Movements Of "Primary" Freight At The 2-Digit STCC (or SIC) Level Provides The Best Picture Of Primary Freight Moves In The Data Base. Analysts and planners, however, want and need more disaggregate pictures of the flow activity. Not all of the data used in TRANSEARCH comes into the process beneath the state level or with more than 2-digit commodity/industry classification.

Where the data is available at a disaggregate level, it is used directly in the TRANSEARCH development. The remaining, more aggregate volumes, undergo a rigorous process of disaggregation. Inherent to that process is the matter of pro-portionality. Origins of traffic are assigned on the basis of the location of employment and at destination in terms of the consumption of those commodities using the input/output table of the U.S. economy by industry and/or population. Typically, this process begins with the state-to-state flow patterns by commodity. The process implies that each portion of the state's freight in both the origination and destination of the traffic is proportional to its demographics and not specific to market conditions or business arrangements.

11. TRANSEARCH Traffic Flow Patterns Are Based On Domestic Business Activity And Population. In fact, portions of the traffic are influenced by export activity at transborder points and at ports, both air and water. Assignment of international traffic to these "demand" or "consumption" points is difficult from the existing records. These records, therefore, are not explicitly identified as such in the standard TRANSEARCH processing. Redirected import/export traffic flows, including the labeling of this activity, is available on a special order basis.
12. Unless Otherwise Requested, Intra-BEA Traffic Is Included In TRANSEARCH Reports. Since this volume of activity may account for 40 or 50 percent of a market's total activity, it is important to remember its significance. Moreover, if an inbound and outbound report is generated, local traffic may be double counted. To minimize these problems, inbound and outbound reports can be requested without intra-BEA traffic, and standalone intra-BEA reports can capture that tonnage specifically.
13. Forecast Year-2005 Commodity Flow Data
The forecast data was derived from the base year 1995 TRANSEARCH data base produced for the study. Forecast factors were obtained from Data Resources Incorporated (DRI) of Lexington, MA; which is one of the pre-eminent econometric forecasting firms in the nation. Reebie Associates and DRI have a longstanding relationship in producing these forecasts of freight traffic activity.

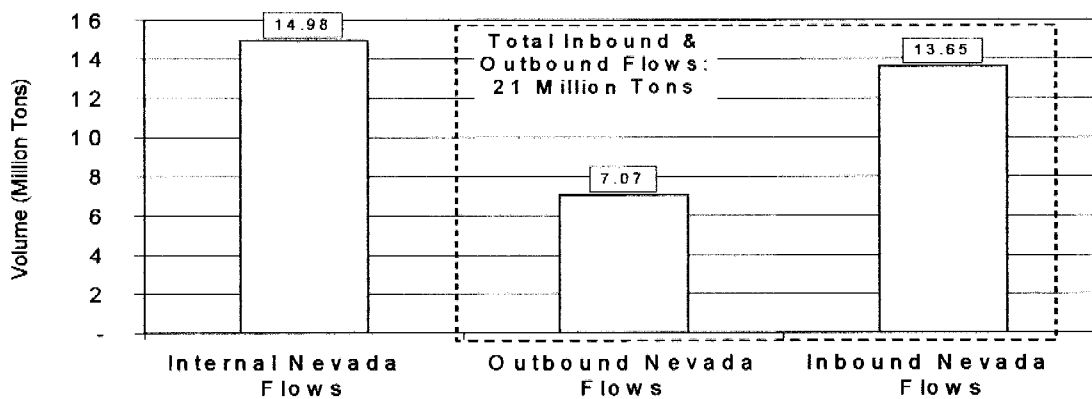
Goods Movement in Nevada

The DRI forecast module is based on a state level, but has separate factors for commodities at the 4-digit STCC level of detail. Thus, it tracks specific industries, and commodities within each industry, although Nevada is included with the Rest of the state in the forecasting process.

OVERALL COMMODITY FLOWS

In 1995, the total estimated commodity tonnage outbound, inbound, and internal for Nevada was 36 million tons. Thirty-eight percent, or 14 million tons was inbound from other U.S. origins, 20 percent, or 7 million tons was outbound to other US regions and 42 percent, or 15 million tons was shipped from county to county within the State of Nevada.

Exhibit 5-2
SUMMARY OF NEVADA'S 1995 COMMODITY FLOWS



Internal Commodity Flows

Although the emphasis of this study is to analyze commodity flows into and out from Nevada, a brief overview of commodity flows within state (internal) is necessary to set the stage for understanding external trade flows. Internal commodity flows are defined as shipments which both originate and terminate within the State of Nevada.

Nevada, for purposes of this study, is divided into four data regions, Las Vegas (Clark County), Reno (Washoe County), Rest of Nevada North and Rest of Nevada South.

**Exhibit 5-3
MAP OF NEVADA DATA REGIONS**



In 1995, approximately 15 million tons of goods moved as freight from one data region to another data region, internal to the State of Nevada. In addition, based on forecasts produced by Reebie Associates, internal commodity flows will top 18 million tons by 2005, a growth of nearly 2 percent per year.

In addition, 33 percent (4.9 million tons) of the 1995 internal statewide Nevada commodity flows were within Las Vegas, originating and terminating in that data region. 15 percent (2.3 million tons) of Nevada's internal flows were from Reno to Las Vegas, 11 percent (1.7 million tons) from Las Vegas to the Rest of Nevada North, 11 percent (1.6 million tons) from Las Vegas to Reno and 9 percent (1.4 million tons) from Rest of Nevada North to Las Vegas.

In other words, almost 80 percent of all internal statewide Nevada commodity freight flows were either from Las Vegas or to Las Vegas.

Goods Movement in Nevada

Other internal statewide Nevada flows were Reno to Rest of Nevada North (7.5 percent), Reno to Reno (5.6 percent), Rest of Nevada North to Reno (3 percent), and Rest of Nevada North to Rest of Nevada North (3 percent).

The remainder of the internal statewide flows amounted to about 2 percent, all of which were either to or from Rest of Nevada South: For example, Rest of Nevada South to Las Vegas, Rest of Nevada North to Rest of Nevada South, Reno to Rest of Nevada South, Rest of Nevada South to Reno, Rest of Nevada South to Rest of Nevada North and Rest of Nevada South to Rest of Nevada North.

Exhibit 5-4

1995 INTERNAL COMMODITY TONNAGES BETWEEN NEVADA REGIONS

Terminating Region	Originating Region				Grand Total
	Las Vegas	Reno	Rest Of NV North	Rest Of NV South	
Las Vegas	4,871,533	2,281,617	1,365,847	50,022	8,569,019
Reno	1,648,277	842,695	451,809	13,378	2,956,159
Rest Of NV North	1,685,900	1,122,893	446,520	6,372	3,261,686
Rest Of NV South	129,197	24,821	34,389	568	188,974
Grand Total	8,334,907	4,272,026	2,298,566	70,339	14,975,839

Exhibit 5-5

2005 INTERNAL COMMODITY TONNAGES BETWEEN NEVADA REGIONS

Terminating Region	Originating Region				Grand Total
	Las Vegas	Reno	Rest Of NV North	Rest Of NV South	
Las Vegas	5,785,635	2,928,379	1,544,960	57,845	10,316,819
Reno	1,956,742	1,085,403	510,648	15,678	3,568,471
Rest Of NV North	2,013,721	1,461,929	499,629	7,481	3,982,760
Rest Of NV South	151,076	30,620	38,512	728	220,936
Grand Total	9,907,174	5,506,331	2,593,749	81,732	18,088,986

NEVADA'S EXTERNAL COMMODITY FREIGHT FLOWS

The focus of the discussion in the previous section is on commodity flows internal to Nevada. These are commodity flows which originate and terminate within the state. The focus of this next section is on external trade flows, that is, commodity flows into the State of Nevada from other regions in the U.S., and commodity flows originating in the State of Nevada and terminating elsewhere in the U.S.

The purpose of this external trade focus is to identify those commodities which are currently being traded between Nevada and other U.S. regions, to narrow down the key trading partners, and to verify how those commodities are shipped (mode of shipment). This is an important undertaking for several reasons. First, in identifying the commodities, we identify the industries for which Nevada appears to have a comparative advantage, as well as to identify industries which appear to offer potential for further development and attraction into Nevada.

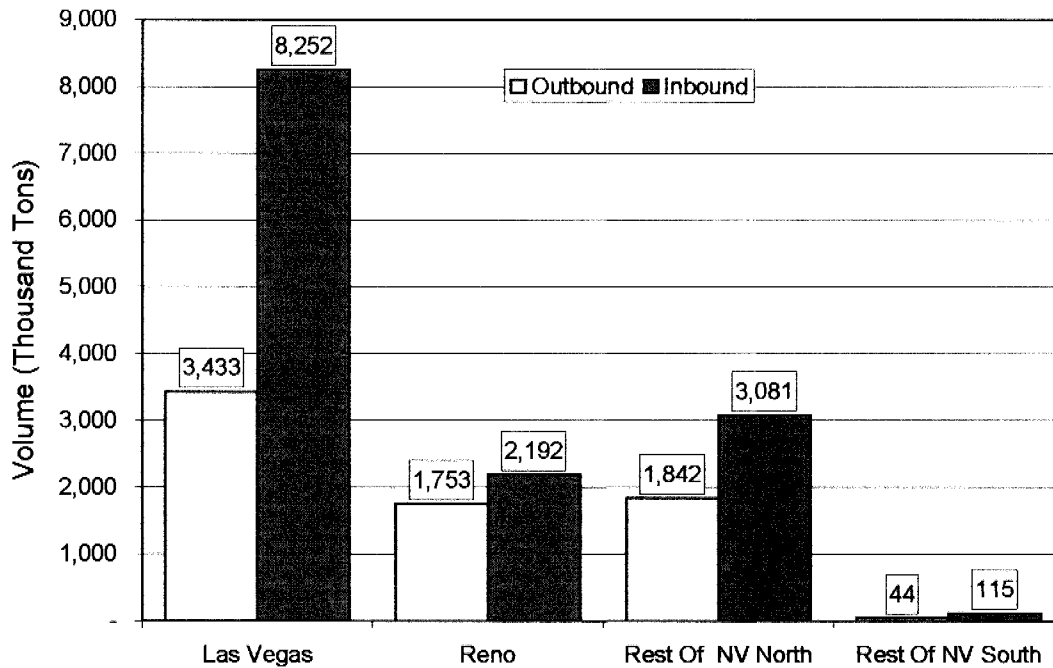
Second, by identifying the markets, we can establish the nature of the commodity flows. Based on the type of commodity and the direction of the flow, we can establish whether a market is a producing market, or whether it is a consuming market. And, in light of today's environment of world-wide outsourcing, we can establish whether it appears that a market is a twin producing area whereby components are shipped between plants in Nevada and plants elsewhere. Increasingly, companies are forced to move large volumes of components between far flung plants to facilitate production. Once a product is complete, the product needs to be transported from the warehouse to the retailer and onto the consumer. Logistics is integral to the entire production process, from the raw stage to receipt by the consumer.

Third, by understanding how a commodity is shipped we can make better decisions about the transportation system to facilitate an efficient logistics network for moving goods to and from Nevada. Improving freight accessibility is critical to the economic development of the state. Greater accessibility to other economic regions allows Nevada to position itself as an industrial player within the U.S. and global industrial network.

In 1995, Nevada's total trade with other US regions amounted to 21 million tons. Total inbound tonnage was 13.7 million tons and outbound totaled to 7.1 million tons, with a ratio of 1.9 tons inbound for every 1 ton outbound.

As was the case with internal statewide commodity flows, the majority of Nevada's external trade flows with other US regions were either to or from Las Vegas, followed by Rest of Nevada North, Reno and lastly Rest of Nevada South.

Exhibit 5-6
1995 NEVADA TRADE FLOWS WITH OTHER US REGIONS
By Nevada Region (Thousand Tons – 1995)



Nevada Trade with Regional US Markets

At the onset of this study, WSA and Reebie worked together with client to establish the regions for which to gather commodity data and as a basis for mapping commodity flows between Nevada and other U.S. entities. In addition to defining the four Nevada regions, the Study Team divided the Rest of the U.S. into 16 data regions, which consist of a mix of metropolitan areas, Rest of states, whole states and combinations of states.

Exhibit 5-7 is a map showing the US data regions for this study.

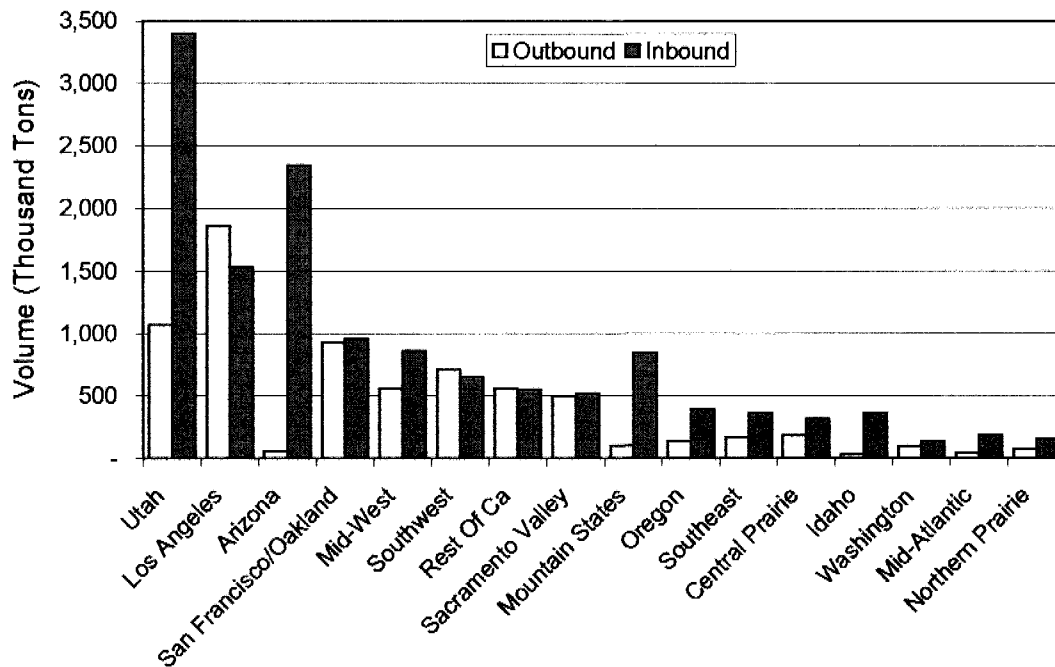
Exhibit 5-7
US DATA REGIONS FOR THIS STUDY



Goods Movement in Nevada

The following graph shows Nevada's 1995 commodity freight flows to and from the study data regions. There are four tiers of regions in terms of total tons of trade with Nevada.

Exhibit 5-8
NEVADA'S EXTERNAL COMMODITY FREIGHT FLOWS – 1995
By Trading Partner (Thousand Tons)



The first tier, Utah, Los Angeles and Arizona. Each totaled 2 million tons in commodity freight flows with Nevada in 1995, together accounting for 50 percent of Nevada's external flows, and 10 percent - 25 percent on an individual basis.

The second tier, San Francisco/Oakland, the Mid West, Southwest, Rest of California (excluding Los Angeles, San Francisco/Oakland and Sacramento), Sacramento and the Mountain States, together accounted for 36 percent of Nevada's external commodity freight flows. Individually, their shares ranged from 5 percent to 7 percent, and total individual tons ranged from 1-2 million tons.

The third tier were Oregon, the Southwest, Central Prairie and Idaho. Each accounted for approximately 350,000 to 550,000 tons, with shares of 2-3 percent each. Together they accounted for 10 percent of Nevada's external commodity freight flows.

Exhibit 5-9

TOTAL NEVADA INBOUND TONNAGE 1995 (Million Tons)

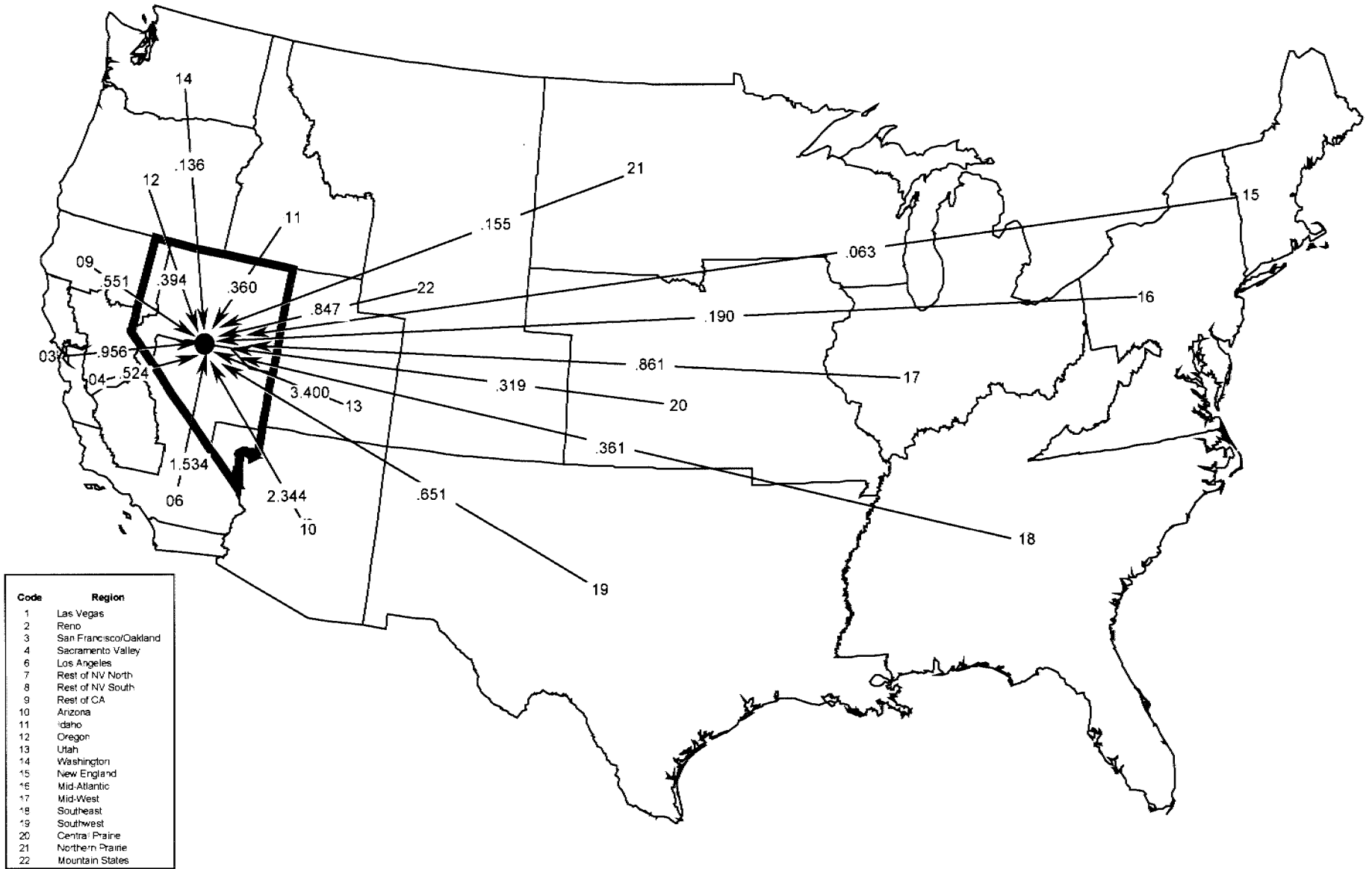
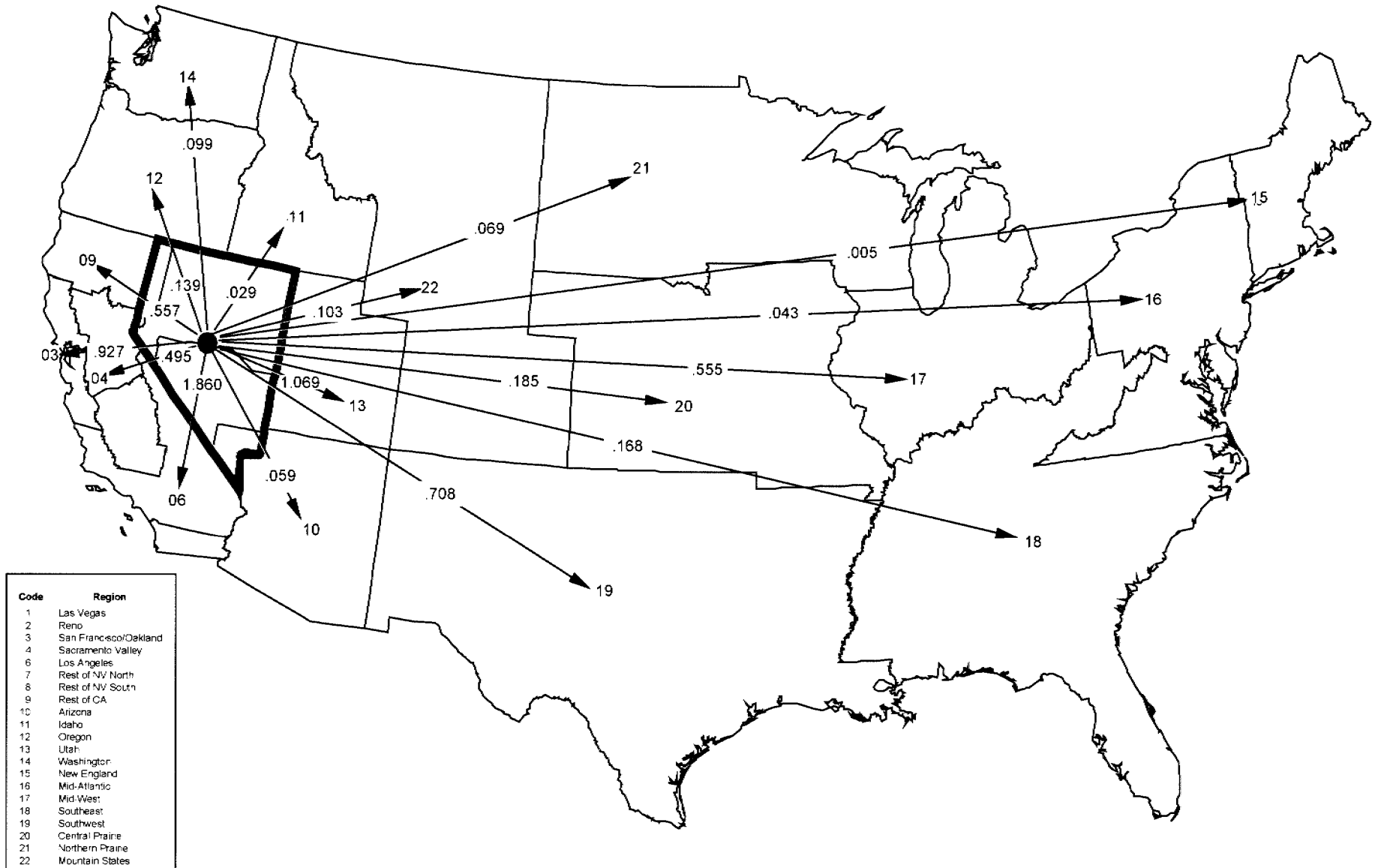


Exhibit 5-10

TOTAL NEVADA OUTBOUND TONNAGE 1995 (Million Tons)



Goods Movement in Nevada

The fourth tier of Washington (State), the Mid-Atlantic region, Northern Prairie and New England together accounted for about 5 percent of Nevada's outbound flows. Individually, their total freight flows with Nevada were under 250,000 tons in 1995, or around 1 percent each.

MODAL ANALYSIS OF NEVADA'S COMMODITY FREIGHT

Trucks carried about 60 percent of Nevada's external (inbound and outbound) commodity freight tonnage in 1995, followed by rail with a 40 percent share. Air, typically a low volume, high value mode, accounted for less than a 1 percent share of Nevada's total external trade tonnage.

From a value standpoint, the trucking portion jumped to about 74 percent, while rail fell to 23 percent. On the other hand, the air cargo share jumps ten fold to 4 percent of Nevada's total freight value. While the bulk of this analysis is from a tonnage standpoint, it is important to view the role of each mode from an economic value standpoint to reinforce the various roles of each mode in the economy.

Intermodal rail being the exception, rail overall is the mode of choice for bulk resource oriented commodities which tend to have a relatively low value to weight ratio. Trucks tend to be used to ship industrial goods and components and merchandise, which tend to be of a relatively higher value. Air is the mode of choice for small, expedited shipments which also tend to be of the highest value on the spectrum. Hence, each mode is important for a fully diversified economy, which produces and consumes the full spectrum of commodities.

Exhibit 5-11
MODAL SPLIT: TONNAGE vs VALUE
1995 Total Commodity Flows

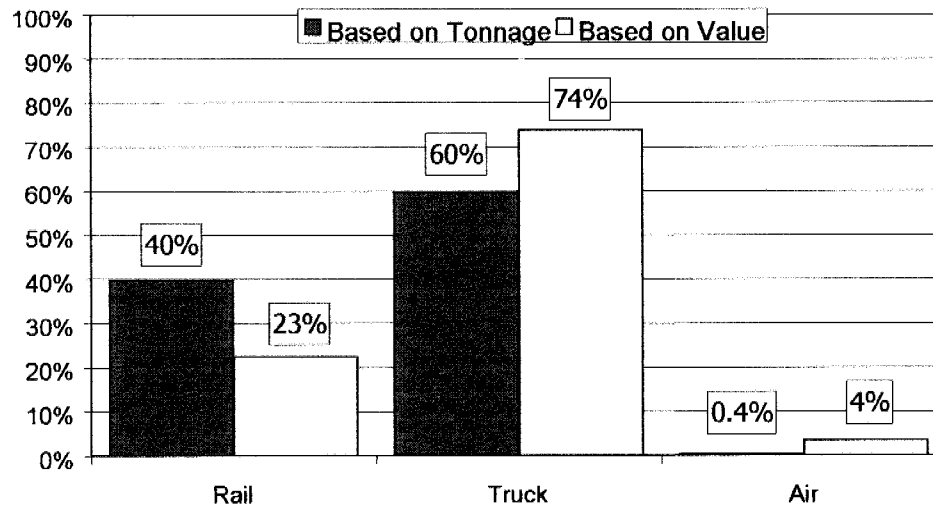
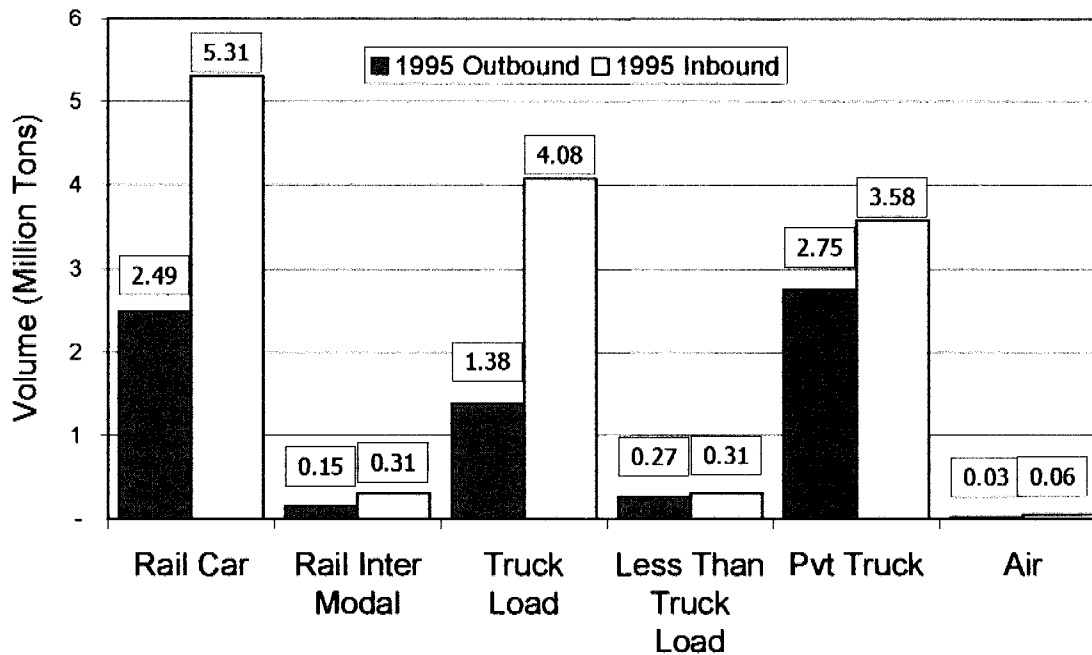


Exhibit 5-12
MODAL SPLIT: OUTBOUND vs INBOUND
1995 Outbound And Inbound (Million Tons)



Rail

Rail tonnage was dominated by rail car freight with 7.8 million tons (2.5 million tons outbound and 5.3 million tons inbound) versus 463 thousand tons for rail intermodal (155 thousand tons outbound and 308 thousand tons inbound).

Las Vegas and the Rest of Nevada North were the key Nevada origins and destinations for rail car freight, while Reno was the key origin and destination for rail intermodal freight.

The key US destinations for Nevada’s outbound rail car freight were the Southwestern States, Los Angeles, San Francisco/Oakland (SFO), the Rest of California, the Sacramento Valley and Utah. And for outbound rail intermodal, they were the Mid Western and Central Prairie States.

For inbound rail car freight, the key US origins were Utah (over 60 percent), the Mountain States, the Central Prairie States and the Southwestern states. For inbound rail intermodal, the key US origins were the Mid Western states, the Southwestern states and the Central Prairie States.

Goods Movement in Nevada

Typical outbound rail car commodities were chemicals (potassium or sodium and fertilizers), clay, concrete, glass or stone (gypsum, cement, processed nonmetallic minerals and lime products), nonmetallic minerals (crude chemicals or fertilizers, gravel and sand) and waste or scrap materials (metal scrap). Typical inbound rail car commodities were bituminous coal, lumber, refined petroleum products, and those chemicals similar to the outbound chemicals.

The range of rail intermodal commodities was far more diversified, including a wide spectrum of manufactured commodities for both outbound and inbound flows.

Please refer to Appendix C and Appendix D for commodity detail tables for rail car and intermodal freight.

Truck Freight

Of the 12.37 million tons of truck freight shipped to and from Nevada in 1995, 49 percent was for-hire truck (44 percent truckload and 5 percent less than truckload) and 51 percent was by private truck.

Las Vegas and Reno were the key Nevada origins for outbound truckload and private truck freight while Reno was the key origin for outbound less than truckload freight. Las Vegas dominated as the destination for all inbound truck freight, while Reno and the Rest of Nevada North shared secondary status.

The key US destinations for outbound truckload freight were Arizona, Los Angeles, the Mid Western states, San Francisco/Oakland and the Southwestern states. The key destinations, for outbound less than truckload were Los Angeles, the Southeast and Southwest. The key destinations for outbound private truck freight were Arizona, Los Angeles, San Francisco/Oakland and Sacramento Valley.

The key origins for inbound truckload freight were the Mid Western states, Los Angeles, Utah, San Francisco/Oakland and the Central Prairie States. For less than truckload, the key origins were Los Angeles, the Mid West, Oregon and San Francisco/Oakland. And for private truck, the key origins were Los Angeles, Utah and San Francisco/Oakland.

Please refer to Appendix E, F and G for commodity detail tables for truckload, less than truckload and private truck freight.

Air Cargo

Reno and Las Vegas were the key Nevada origins and destinations for air cargo.

The key US markets for outbound air cargo were the Southwestern states, the Mid Western states, Los Angeles, the Mid-Atlantic States and Arizona. The key origins for inbound air cargo

Goods Movement in Nevada

shipments are the Mid Western states, the Mid-Atlantic states, Los Angeles, the Southwest and San Francisco/Oakland.

Please refer to Appendix H for commodity detail tables for air cargo shipments to and from Nevada.

Please refer to Exhibits 5-33 and 5-34 for the 2005 forecast equivalent of Exhibits 5-13 and 5-14 below.

Exhibit 5-13 MODES USED BY NEVADA SHIPPERS OF FREIGHT

1995 Outbound Modal Split Across Nevada Regions							
Origin	Rail Car	Rail IMX	Truck Load	LTL	Pvt Truck	Air	Total
Las Vegas	1,153,708	17,920	665,883	60,028	1,514,889	20,198	3,432,625
Reno	256,216	134,360	423,906	165,665	773,233	-	1,753,380
Rest Of NV North	1,062,600	40	278,683	42,594	452,534	5,132	1,841,583
Rest Of NV South	19,004	2,560	10,582	331	11,868	20	44,365
Total	2,491,528	154,880	1,379,054	268,618	2,752,524	25,350	7,071,953

1995 Outbound Modal Split Across Nevada Trading Partners							
Destination	Rail Car	Rail IMX	Truck Load	LTL	Pvt Truck	Air	Total
Arizona	11,920	-	20,959	8,747	15,088	2,528	59,242
Central Prairie	36,420	23,080	116,582	6,945	1,719	612	185,358
Idaho	14,520	-	2,440	8,074	3,628	37	28,699
Los Angeles	513,532	2,800	208,479	55,038	1,077,220	2,874	1,859,943
Mid-Atlantic	18,280	1,320	9,843	9,837	1,018	2,726	43,024
Mid-West	45,440	74,760	390,790	33,926	7,026	3,143	555,086
Mountain States	58,040	15,760	8,264	12,933	6,574	1,117	102,688
New England	-	-	1,894	2,923	-	306	5,123
Northern Prairie	800	-	62,721	5,044	154	1,067	69,785
Oregon	33,884	1,640	58,073	21,340	24,308	685	139,931
Rest Of Ca	256,560	-	37,318	13,841	248,459	538	556,715
Sacramento Valley	217,796	400	89,484	7,914	179,170	307	495,071
San Francisco/Oakland	322,384	160	120,813	20,763	461,371	1,606	927,097
Southeast	77,552	17,640	56,342	14,313	78	1,583	167,508
Southwest	627,764	11,760	50,560	14,298	357	3,547	708,287
Utah	184,144	4,760	139,695	18,701	720,604	1,032	1,068,935
Washington	72,492	800	4,798	13,981	5,750	1,641	99,462
Total	2,491,528	154,880	1,379,054	268,618	2,752,524	25,350	7,071,953

Goods Movement in Nevada

Exhibit 5-14 MODES USED BY NEVADA RECEIVERS OF FREIGHT

1995 Inbound Modal Split Across Nevada Regions							
Destination	Rail Car	Rail IMX	Truck Load	LTL	Pvt Truck	Air	Total
Las Vegas	2,916,410	48,960	2,709,372	182,481	2,349,401	52,174	8,258,797
Reno	377,844	257,080	814,991	85,691	656,367	-	2,191,973
Rest Of NV North	1,963,726	-	535,706	41,525	532,423	7,713	3,081,092
Rest Of NV South	51,252	1,600	24,106	930	37,503	-	115,391
Total	5,309,232	307,640	4,084,175	310,626	3,575,694	59,887	13,647,253

1995 Inbound Modal Split Across Nevada Trading Partners							
Origin	Rail Car	Rail IMX	Truck Load	LTL	Pvt Truck	Air	Total
Arizona	105,600	1,640	850,682	19,633	1,363,288	4,073	2,344,916
Central Prairie	230,096	43,840	18,660	15,671	6,988	3,107	318,362
Idaho	127,932	-	190,738	7,146	34,113	134	360,064
Los Angeles	32,260	2,360	581,965	63,530	847,919	6,278	1,534,313
Mid-Atlantic	17,968	-	109,632	21,880	33,108	7,479	190,067
Mid-West	102,280	180,320	518,084	27,238	22,121	11,243	861,286
Mountain States	812,578	7,920	17,516	4,352	3,181	1,776	847,322
New England	3,640	2,120	49,521	5,477	1,117	751	62,626
Northern Prairie	9,640	3,800	121,404	11,226	6,996	2,217	155,283
Oregon	104,720	-	230,043	7,868	50,612	1,150	394,393
Rest Of Ca	87,208	-	192,685	7,883	262,763	776	551,315
Sacramento Valley	7,800	1,400	195,485	8,264	309,818	858	523,626
San Francisco/Oakland	73,184	-	329,646	26,290	522,065	5,294	956,479
Southeast	41,360	48,880	196,433	30,769	38,941	4,558	360,941
Southwest	266,212	12,360	307,410	34,740	24,059	5,731	650,513
Utah	3,220,354	3,000	123,062	9,453	42,131	2,140	3,400,139
Washington	66,400	-	51,208	9,207	6,473	2,319	135,607
Total	5,309,232	307,640	4,084,175	310,626	3,575,694	59,887	13,647,253

Goods Movement in Nevada

Exhibit 5-15 MODES BY NEVADA EXPORTS

Nevada Origin	Mode	External Destination for Outbound Commodity Flows								
		Arizona	Central Prairie	Idaho	Los Angeles	Mid- Atlantic	Mid-West	Mountain States	New England	Northern Prairie
Las Vegas	Rail Car	8,000	12,560	-	496,812	-	24,400	5,520	-	-
	Rail Intermodal	-	800	-	480	440	12,240	3,160	-	-
	Truck Load	11,899	52,711	1,135	102,970	6,131	220,035	5,172	1,136	35,823
	Less Than Truck	2,096	1,397	1,458	18,899	1,122	3,776	942	321	789
	Private Truck	7,867	627	2,216	595,045	430	1,277	4,393	-	48
	Air	2,110	543	14	2,057	2,642	2,786	647	295	742
Reno	Rail Car	-	6,340	10,680	-	-	800	3,520	-	800
	Rail Intermodal	-	22,280	-	2,320	880	62,480	12,600	-	-
	Truck Load	3,498	40,791	516	56,489	2,669	110,926	1,353	547	19,590
	Less Than Truck	4,739	3,857	5,384	32,934	6,965	19,248	7,941	2,190	3,229
	Private Truck	3,955	174	473	279,841	372	1,034	757	-	-
	Air	-	-	-	-	-	-	-	-	-
Rest Of NV North	Rail Car	3,920	17,520	3,840	16,720	18,280	19,320	49,000	-	-
	Rail Intermodal	-	-	-	-	-	40	-	-	-
	Truck Load	5,526	22,469	789	47,868	899	54,593	1,722	211	5,318
	Less Than Truck	1,878	1,686	1,221	3,126	1,747	10,883	4,042	412	1,026
	Private Truck	3,228	918	939	192,986	216	4,715	1,410	-	106
	Air	416	69	23	815	81	355	469	11	324
Rest Of NV South	Rail Car	-	-	-	-	-	920	-	-	-
	Rail Intermodal	-	-	-	-	-	-	-	-	-
	Truck Load	36	611	-	1,152	144	5,236	17	-	1,990
	Less Than Truck	34	5	12	77	3	19	8	0	0
	Private Truck	38	-	-	9,348	-	-	14	-	-
	Air	2	1	0	2	2	3	1	0	1
Nevada Total	Rail Car	11,920	36,420	14,520	513,532	18,280	45,440	58,040	-	800
	Rail Intermodal	-	23,080	-	2,800	1,320	74,760	15,760	-	-
	Truck Load	20,959	116,582	2,440	208,479	9,843	390,790	8,264	1,894	62,721
	Less Than Truck	8,747	6,945	8,074	55,038	9,837	33,926	12,933	2,923	5,044
	Private Truck	15,088	1,719	3,628	1,077,220	1,018	7,026	6,574	-	154
	Air	2,528	612	37	2,874	2,726	3,143	1,117	306	1,067

Nevada Origin	Mode	Oregon	Rest Of Ca	Sacramen to Valley	San Francisco/ Oakland	Southeast	Southwest	Utah	Washington	Grand Total
Las Vegas	Rail Car	31,244	197,552	126,424	43,640	36,760	30,680	75,624	64,492	1,153,708
	Rail Intermodal	-	-	-	-	-	-	-	800	17,920
	Truck Load	32,066	16,786	10,479	30,970	33,129	26,858	75,672	2,911	665,883
	Less Than Truck	5,264	4,024	2,389	7,291	1,791	1,628	2,487	4,352	60,028
	Private Truck	15,930	143,683	98,732	248,411	48	246	392,285	3,651	1,514,889
	Air	501	402	307	1,215	1,557	2,981	523	876	20,196
Reno	Rail Car	2,640	-	17,280	206,396	1,440	-	5,520	800	256,216
	Rail Intermodal	-	-	400	160	17,640	11,760	3,840	-	134,360
	Truck Load	17,406	11,272	37,917	47,885	16,315	16,281	39,464	987	423,906
	Less Than Truck	12,595	9,124	4,959	12,073	8,160	10,824	14,553	6,890	165,665
	Private Truck	3,421	68,607	59,347	150,497	24	99	203,824	808	773,233
	Air	-	-	-	-	-	-	-	-	-
Rest Of NV North	Rail Car	-	56,528	74,092	65,616	38,600	592,724	99,240	7,200	1,062,600
	Rail Intermodal	-	-	-	-	-	-	-	-	40
	Truck Load	8,421	9,260	41,088	41,918	6,519	7,023	24,165	895	278,683
	Less Than Truck	3,466	672	555	1,363	4,327	1,844	1,630	2,715	42,594
	Private Truck	4,769	35,679	20,967	61,861	6	12	123,439	1,283	452,534
	Air	183	135	-	390	25	564	508	784	5,132
Rest Of NV South	Rail Car	-	2,480	-	6,732	752	4,360	3,760	-	19,004
	Rail Intermodal	1,640	-	-	-	-	-	920	-	2,560
	Truck Load	180	-	0	40	379	398	394	5	10,582
	Less Than Truck	16	20	10	35	34	3	30	23	331
	Private Truck	188	490	124	602	-	-	1,056	8	11,868
	Air	1	0	0	1	1	3	0	1	20
Nevada Total	Rail Car	33,884	256,560	217,796	322,384	77,552	627,764	184,144	72,492	2,491,528
	Rail Intermodal	1,640	-	400	160	17,640	11,760	4,760	800	154,880
	Truck Load	58,073	37,318	89,484	120,813	56,342	50,560	139,695	4,798	1,379,054
	Less Than Truck	21,340	13,841	7,914	20,763	14,313	14,298	18,701	13,981	268,618
	Private Truck	24,308	248,459	179,170	461,371	78	357	720,604	5,750	2,752,524
	Air	885	538	307	1,606	1,583	3,547	1,032	1,641	25,350

Goods Movement in Nevada

Exhibit 5-16 MODES USED BY NEVADA IMPORTS

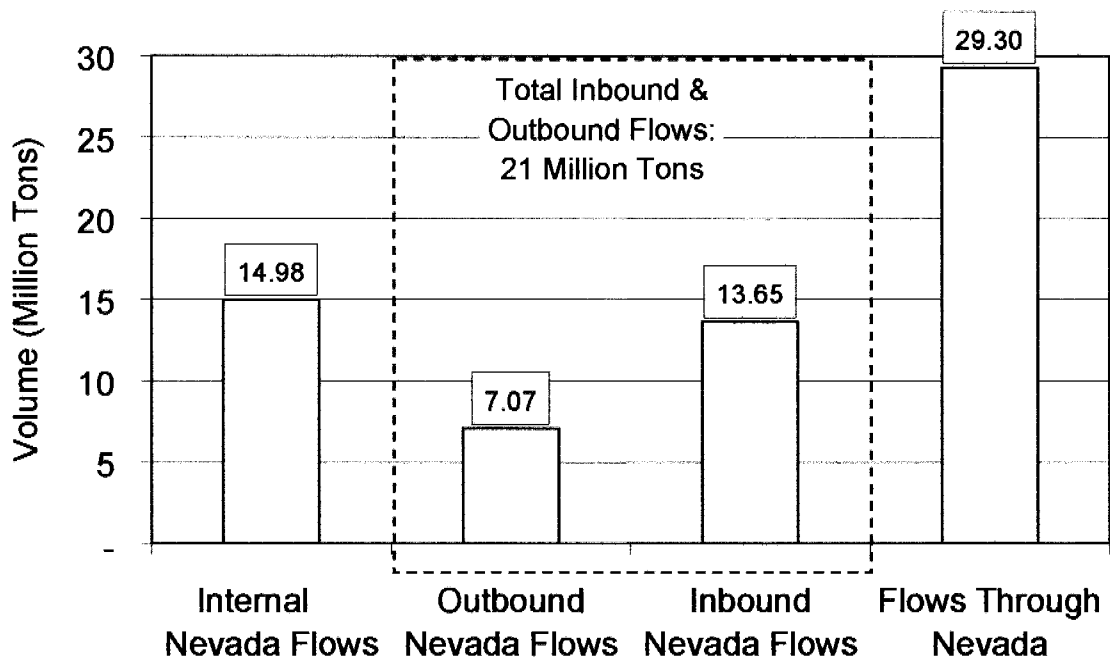
Nevada Destination	Mode	External Origin for Inbound Commodity Flows								
		Arizona	Central Prairie	Idaho	Los Angeles	Mid- Atlantic	Mid-West	Mountain States	New England	Northern Prairie
Las Vegas	Rail Car	-	123,840	66,160	7,480	7,400	23,320	190,932	-	6,680
	Rail Intermodal	-	12,600	-	2,360	-	24,280	5,320	320	840
	Truck Load	512,276	17,069	124,151	360,002	83,146	375,107	14,192	39,978	103,545
	Less Than Truck	12,770	8,647	4,032	38,244	13,212	13,362	3,033	3,273	6,269
	Private Truck	845,175	6,654	24,963	528,531	29,942	17,333	2,766	1,111	6,779
	Air	3,292	2,953	98	5,103	7,415	11,002	1,120	749	1,880
Reno	Rail Car	-	39,448	-	3,800	2,400	55,920	79,476	-	-
	Rail Intermodal	1,640	31,240	-	-	-	156,040	2,600	1,800	2,960
	Truck Load	170,189	1,193	42,679	116,429	11,867	73,129	3,110	7,378	11,785
	Less Than Truck	2,983	3,259	1,945	19,235	5,357	10,201	807	1,327	3,187
	Private Truck	272,602	156	7,183	161,698	1,315	1,616	410	-	88
	Air	-	-	-	-	-	-	-	-	-
Rest Of NV North	Rail Car	105,600	60,268	61,772	20,980	6,560	14,680	542,170	3,640	2,960
	Rail Intermodal	-	-	-	-	-	-	-	-	-
	Truck Load	156,324	398	22,212	100,022	14,557	69,420	214	2,143	6,047
	Less Than Truck	3,836	3,733	1,163	5,888	3,254	3,578	502	867	1,742
	Private Truck	223,948	178	1,967	148,747	1,851	3,172	5	6	129
	Air	781	154	36	1,176	64	242	655	2	337
Rest Of NV South	Rail Car	-	6,540	-	-	1,608	8,360	-	-	-
	Rail Intermodal	-	-	-	-	-	-	-	-	-
	Truck Load	11,893	-	1,696	5,512	62	428	-	22	27
	Less Than Truck	45	32	6	164	57	98	9	10	27
	Private Truck	21,563	-	-	8,943	-	-	-	-	-
	Air	-	-	-	-	-	-	-	-	-
Nevada Total	Rail Car	105,600	230,096	127,932	32,260	17,968	102,280	812,578	3,640	9,640
	Rail Intermodal	1,640	43,840	-	2,360	-	180,320	7,920	2,120	3,800
	Truck Load	850,682	18,660	190,738	581,965	109,632	518,064	17,516	49,521	121,404
	Less Than Truck	19,633	15,671	7,146	63,530	21,880	27,238	4,352	5,477	11,226
	Private Truck	1,363,288	6,988	34,113	847,919	33,108	22,121	3,181	1,117	6,996
	Air	4,073	3,107	134	6,278	7,479	11,243	1,776	751	2,217

Nevada Destination	Mode	Oregon	Rest Of Ca	Sacramen to Valley	San Francisco/ Oakland	South- east	South- west	Utah	Washing- ton	Grand Total
Las Vegas	Rail Car	89,120	-	-	1,600	-	89,252	2,252,586	58,040	2,916,410
	Rail Intermodal	-	-	-	-	2,320	-	920	-	48,960
	Truck Load	173,892	117,942	88,840	203,837	163,357	223,403	66,051	42,583	2,709,372
	Less Than Truck	4,728	4,483	4,539	15,719	18,529	19,897	6,972	4,773	182,481
	Private Truck	43,508	183,053	217,767	350,656	35,193	20,288	30,409	5,272	2,349,401
	Air	796	605	857	3,528	4,517	5,140	1,440	1,678	52,174
Reno	Rail Car	11,600	67,312	-	-	12,480	98,128	7,280	-	377,844
	Rail Intermodal	-	-	1,400	-	46,560	11,440	1,400	-	257,080
	Truck Load	38,554	54,426	94,796	82,513	19,483	57,144	23,262	7,054	814,991
	Less Than Truck	1,804	2,647	2,643	7,553	8,897	8,684	1,776	3,387	85,691
	Private Truck	4,896	45,855	54,473	93,537	1,907	2,270	7,217	1,144	656,367
	Air	-	-	-	-	-	-	-	-	-
Rest Of NV North	Rail Car	4,000	19,896	7,800	56,760	9,760	78,832	960,488	7,560	1,963,726
	Rail Intermodal	-	-	-	-	-	-	-	-	-
	Truck Load	17,400	19,093	11,718	42,217	13,552	25,725	33,093	1,571	535,706
	Less Than Truck	1,319	715	1,066	2,809	3,277	6,081	672	1,022	41,525
	Private Truck	2,208	32,451	35,482	74,411	1,841	1,501	4,469	57	532,423
	Air	355	171	1	1,766	41	591	700	641	7,713
Rest Of NV South	Rail Car	-	-	-	14,824	19,120	-	-	800	51,252
	Rail Intermodal	-	-	-	-	-	-	1,600	-	1,600
	Truck Load	197	1,224	131	1,079	41	1,138	656	-	24,106
	Less Than Truck	16	38	17	210	66	78	33	25	930
	Private Truck	-	1,404	2,096	3,461	-	-	-	36	37,503
	Air	-	-	-	-	-	-	-	-	-
Nevada Total	Rail Car	104,720	87,208	7,800	73,184	41,360	266,212	3,220,354	66,400	5,309,232
	Rail Intermodal	-	-	1,400	-	48,880	12,360	3,000	-	307,640
	Truck Load	230,043	192,685	195,485	329,646	196,433	307,410	123,062	51,208	4,084,175
	Less Than Truck	7,868	7,883	8,264	26,290	30,769	34,740	9,453	9,207	310,626
	Private Truck	50,612	262,763	309,818	522,065	38,941	24,059	42,131	6,473	3,575,694
	Air	1,150	776	858	5,294	4,558	5,731	2,140	2,319	59,887

COMMODITY FLOWS THROUGH NEVADA

In addition to internal and external commodity flows, there are also flows of goods that pass through Nevada going from one state or region to another. In 1995, the total estimated commodity tonnage outbound, inbound, and internal for Nevada was 36 million tons. By comparison, over 29 million tons of commodity flows passed through the state.

**Exhibit 5-17
SUMMARY OF NEVADA'S 1995 COMMODITY FLOWS**



Goods Movement in Nevada

The focus in this section is on through trade flows, that is, commodity flows passing through the State of Nevada originating from other regions in the U.S. and destined for areas other than Nevada.

The purpose of this through commodity analysis is to identify those commodities which are currently passing through Nevada being traded by other U.S. regions, to narrow down the regions trading through Nevada, and to verify how the commodities are shipped (mode). This is important for several reasons. First, in identifying the commodities, we identify the industries for which Nevada may not currently have a comparative advantage, as well as to identify opportunities for potential future development.

Second, by identifying the markets, we can establish the nature of the commodity flows. Based on the type of commodity and the direction of the flow, we can establish which markets trading through Nevada are producing markets and which are consuming markets. Given that companies are so often required to move large volumes between distant facilities, it is important to establish the role that Nevada's transportation network may be playing in relation to the respective industries involved in through trade.

Third, by understanding how a commodity is shipped we can make better decisions about the transportation system to facilitate an efficient logistics network for moving goods through Nevada in addition to the goods either originating or terminating in the State economy. Transportation network preparedness will allow Nevada to position itself within the U.S. and international industrial network.

In 1995, total trade through Nevada from/to other U.S. regions amounted to 29.3 million tons, while total external trade flows were 21 million tons. The ratio of through trade to external trade was 1.4 tons to 1 ton.

Goods Movement in Nevada

(This page intentionally left blank.)

Exhibit 5-18

TOTAL EASTBOUND TONNAGE THROUGH NEVADA 1995 (Million Tons)

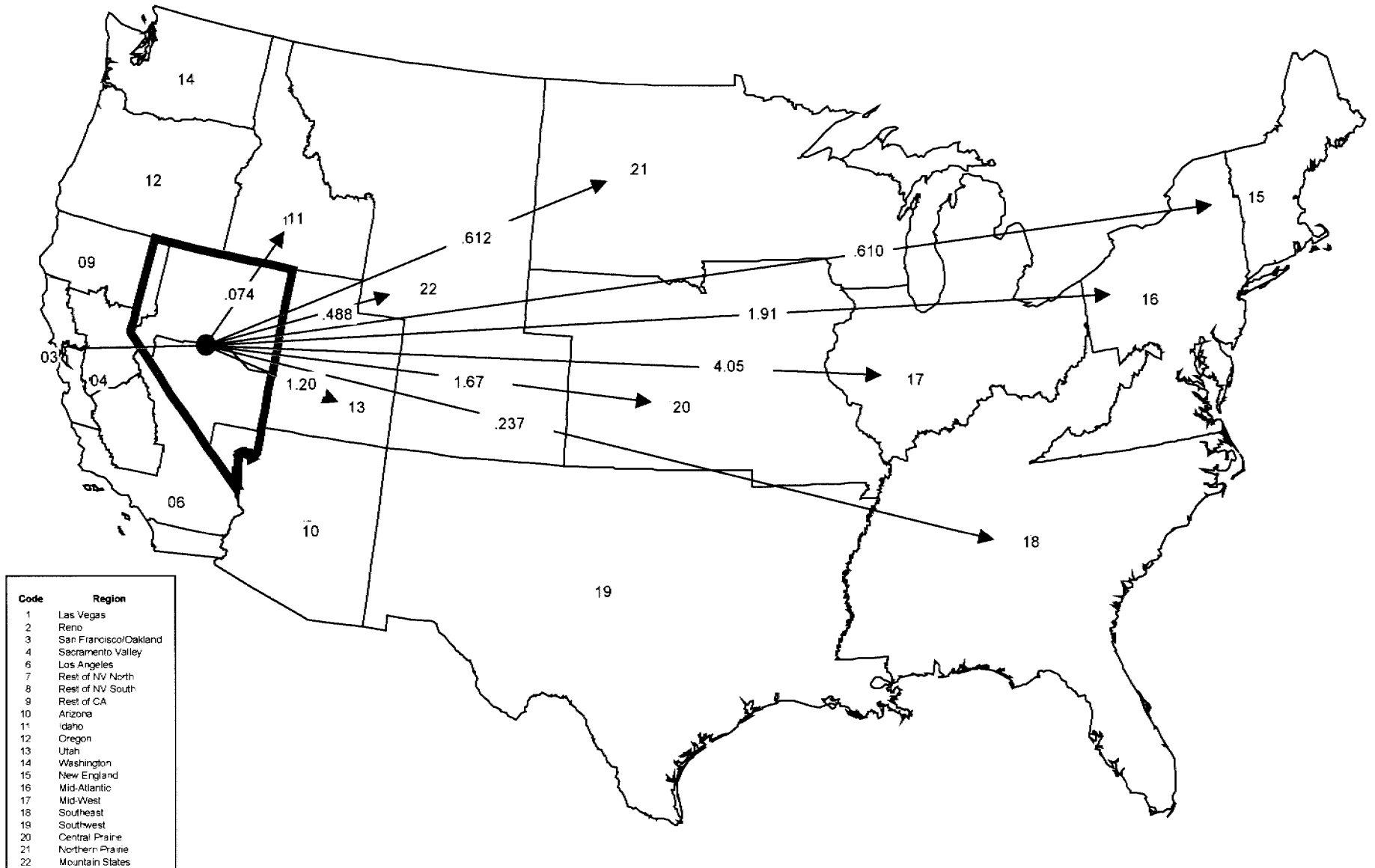
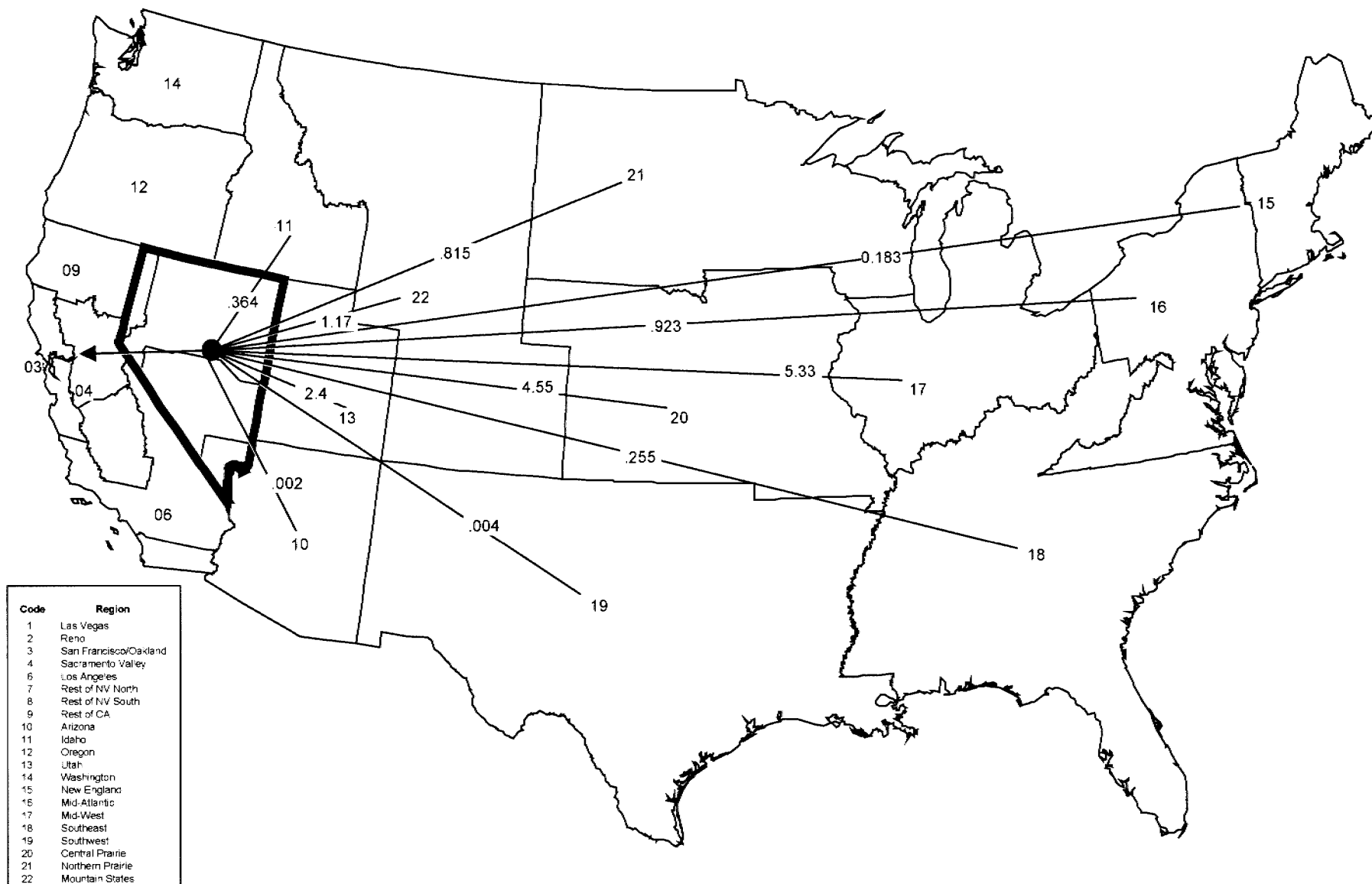


Exhibit 5-19

TOTAL WESTBOUND TONNAGE THROUGH NEVADA 1995 (Million Tons)

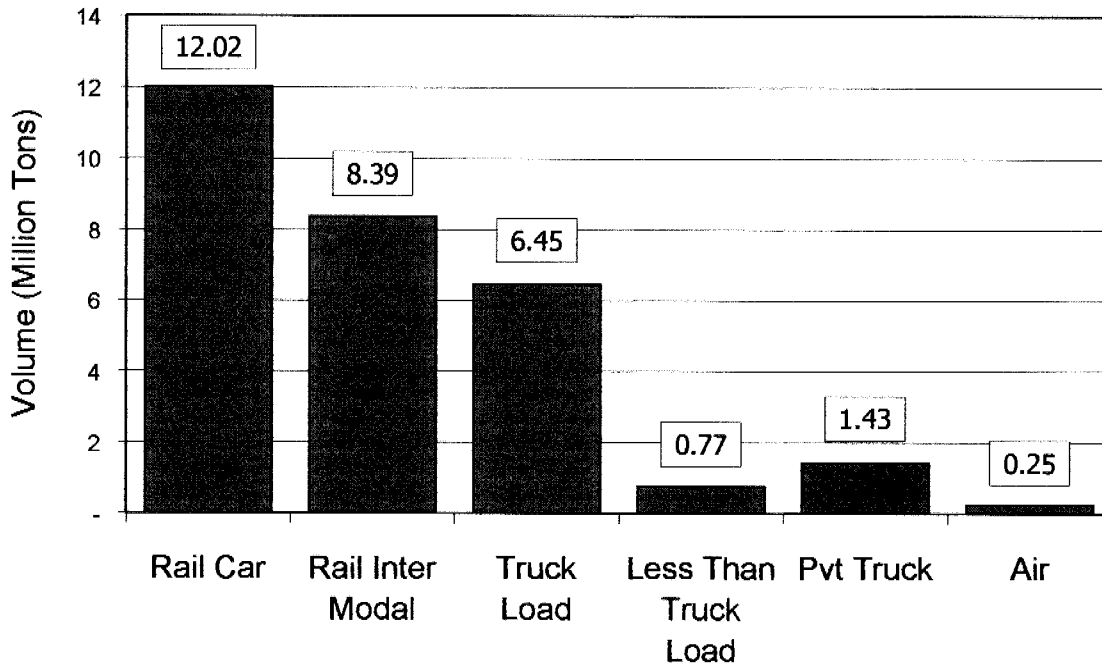


MODAL ANALYSIS OF COMMODITY FREIGHT THROUGH NEVADA

Trucks carried about 30 percent of the through trade in Nevada in 1995, while rail accounted for nearly 70 percent. As with external commodity freight, air accounted for less than 1 percent of the State's through trade tonnage.

Rail car accounted for the largest portion of freight moving through Nevada in 1995, at over 12 million tons. Rail Intermodal was second with 8.39 million tons. And trucks carried a total of 8.65 million tons. Air borne freight amounted to .25 million tons.

**Exhibit 5-20
MODAL SPLIT ACROSS 1995 FLOWS THROUGH NEVADA**

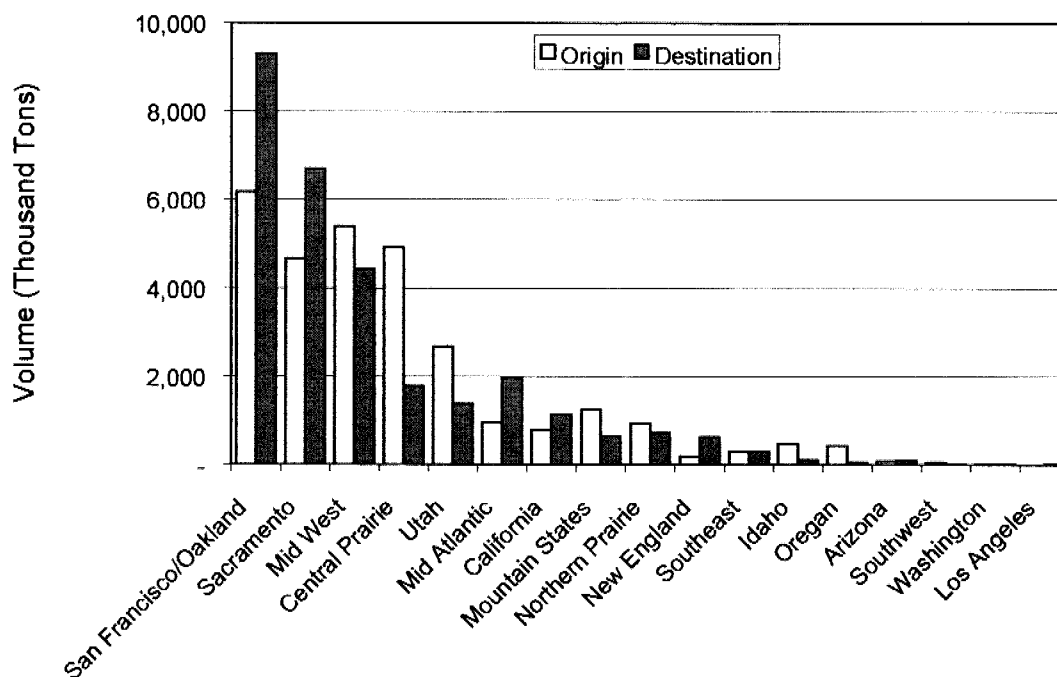


This breakdown makes sense because many of these commodities are on long distance trips, thereby making it more likely that rail will be the mode of choice. Moreover, these commodities are often of the lower value, bulk variety (coal, grain, etc.). This logic follows through to the types of trucks used for trade through Nevada. Less than truck load shipments tend to be of a more time sensitive, high value nature, while truck load is likely to be less time sensitive. Thus, given the nature of through trade's trip lengths, truck load is the dominant type of truck shipment.

ORIGINS AND DESTINATIONS FOR TRADE THROUGH NEVADA

The following graph shows the 1995 commodity freight flows through Nevada. There are four tiers of regions in terms of trade through Nevada.

**Exhibit 5-21
ORIGINATING AND TERMINATING POINTS FOR
FLOWS THROUGH NEVADA**



The first tier, San Francisco/Oakland, Sacramento, and the Mid West. Each totaled between 9 and 16 million tons in commodity freight flows through Nevada. The second tier, Central Prairie, Utah, and Mid-Atlantic, each accounted for 3-7 million tons in through trade. The third tier, California (excluding Los Angeles, San Francisco/Oakland, and Sacramento), Mountain States, and Northern Prairie, were each responsible for 1.5-3 million tons. Having totals less than 1.5 million tons is the fourth tier: New England, the Southeast, Idaho, Oregon, Arizona, the Southwest, Washington and Los Angeles.

The following graphic provides detailed data on the origin/destination combinations between the various regions trading through Nevada. The single biggest flow is from the Mid West to San Francisco/Oakland at 3.7 million tons in 1995. The second largest volume (2.7 million tons) originated from the Central Prairie with a destination in Sacramento.

Goods Movement in Nevada

Exhibit 5-22
 ORIGIN/DESTINATION COMBINATIONS FOR COMMODITY FLOWS THROUGH NEVADA
 1995 (000's TONS)

Origin	Destination														Grand Total			
	San Francisco/Oakland	Mid West	Mid Atlantic	Central Prairie	Utah	California	Sacramento	Northern Prairie	Mountain States	New England	Southeast	Idaho	Arizona	Oregon		Los Angeles	Washington	Southwest
San Francisco/Oakland	-	2,237	938	895	952	-	-	421	299	329	55	48	-	-	-	-	-	6,175
Mid West	3,786	-	-	-	-	36	1,568	-	-	-	-	-	0	21	0	-	-	5,392
Central Prairie	1,789	-	-	-	-	355	2,760	-	-	-	-	-	0	7	0	-	-	4,910
Utah	1,423	-	-	-	-	263	978	-	-	-	-	-	7	7	0	-	-	2,877
Sacramento	-	1,811	974	779	244	-	-	191	189	282	182	27	-	-	-	-	-	4,879
Mountain States	630	-	-	-	-	55	537	-	-	-	-	-	34	1	0	-	-	1,258
Mid Atlantic	753	-	-	-	-	20	170	-	-	-	-	-	-	5	0	-	-	949
Northern Prairie	495	-	-	-	-	116	321	-	-	-	-	-	1	1	0	-	-	934
California	-	201	27	81	91	94	-	97	95	11	22	28	37	-	-	-	-	784
Idaho	151	-	-	-	-	98	213	-	-	-	-	-	7	-	4	-	-	473
Oregon	-	173	41	36	52	2	0	5	54	13	48	-	0	-	2	-	3	429
Southeast	155	-	-	-	-	36	100	-	-	-	-	-	-	10	-	-	-	301
New England	147	-	-	-	-	3	37	-	-	-	-	-	-	6	0	-	-	192
Arizona	-	0	-	1	38	10	0	7	17	-	-	10	-	0	-	4	-	88
Southwest	-	-	-	-	-	53	1	-	-	-	-	-	-	1	-	-	-	55
Washington	-	-	-	-	-	0	-	-	-	-	-	-	10	-	0	-	-	10
Los Angeles	-	0	0	-	0	-	-	0	0	0	-	1	-	-	-	-	-	1
Grand Total	9,308	4,423	1,981	1,793	1,377	1,142	6,685	721	654	635	306	114	95	58	6	4	3	29,305

THROUGH FLOWS BY TYPE OF COMMODITY

The following graphics depict the flow of commodities through Nevada by the type of freight and its destination (Exhibit 5-23) and origin (Exhibit 5-24).

Destinations

The most common destination for through flows in 1995 was San Francisco/Oakland at over 9 million tons. The Bay Area received over 2 million tons in Miscellaneous Mixed Shipments. Following that category was Food or Kindred Products with nearly 1.6 million tons to San Francisco/Oakland in 1995. Other significant categories of trade through Nevada destined for San Francisco included: Transportation Equipment, Chemicals or Allied Products, Primary Metal Products, and Secondary Traffic.

The second most common through destination was Sacramento, with around 6.7 million tons in 1995. These shipments were concentrated in Farm Products and Food or Kindred Products, as well as Miscellaneous Mixed Shipments. While the top two through destinations were westerly, the third most common destination indicates eastward shipments to the Mid West (4.4 million tons). The Mid West received mostly Farm Products, Food or Kindred Products, and Miscellaneous Mixed Shipments.

Origins

The most common originating point for through trade in 1995 was also San Francisco/Oakland, with over 6 million tons. The primary export from the area was Farm Products at 2 million tons, followed by Miscellaneous Mixed Shipments (1.1 million tons), Food or Kindred Products and Petroleum or Coal Products (each over 600,000 tons).

The second most common origin for through trade flows was the Mid West. The 5.4 million tons of 1995 Mid Western outflows consisted largely of Miscellaneous Mixed Shipments, Food or Kindred Products, and Primary Metal Products.

The Central Prairie and Sacramento were the third and fourth most common originating points for through trade, respectively. The most common exports were Farm Products, Food or Kindred Products, and Miscellaneous Mixed Shipments.

Goods Movement in Nevada

Exhibit 5-23

DESTINATIONS FOR COMMODITY FLOWS THROUGH NEVADA: 1995 (000'S TONS)

	Destination														Grand Total			
	Arizona	California	Central Prairie	Idaho	Los Angeles	Mid Atlantic	Mid West	Mountain States	New England	Northern Prairie	Oregon	Sacramento	San Francisco/Oakland	Southeast		Southwest	Utah	Washington
Apparel Or Related Products	-	0	3	0	0	8	6	1	3	2	0	3	20	0	-	2	-	47
Chemicals Or Allied Products	46	90	11	18	0	41	66	61	5	17	8	451	692	8	-	10	-	1,525
Clay, Concrete, Glass Or Stone	1	26	7	0	0	24	17	4	1	0	2	47	86	4	-	12	-	230
Coal	0	161	-	-	-	-	-	-	-	-	0	459	272	-	-	-	-	893
Electrical Equipment	0	1	17	0	0	35	75	4	8	14	1	24	102	2	-	6	-	290
Fabricated Metal Products	0	1	6	1	0	13	19	7	5	3	2	33	69	3	-	15	-	178
Farm Products	4	463	266	48	0	762	1,067	136	329	452	0	1,662	358	85	0	208	4	5,843
Food Or Kindred Products	8	81	368	37	3	731	1,071	139	204	124	10	1,730	1,577	104	0	169	-	6,358
Freight Forwarder Traffic	-	-	7	-	-	7	61	-	2	-	-	94	228	-	-	-	-	400
Fresh Fish Or Marine Products	-	-	0	-	-	2	1	0	0	0	-	-	1	-	-	0	-	5
Furniture Or Fixtures	0	1	2	0	0	2	6	2	1	1	1	6	28	0	-	1	-	50
Instrum, Photo Equip, Optical Eq	-	0	2	0	0	14	21	1	3	3	0	14	62	1	-	1	-	123
Leather Or Leather Products	0	0	0	-	-	0	1	0	0	1	0	0	3	-	-	0	-	5
Lumber Or Wood Products	31	54	132	4	2	24	471	133	16	53	11	52	38	38	3	77	-	1,138
Machinery	0	1	22	1	0	57	54	9	12	17	2	22	97	5	-	74	0	374
Mail Or Contract Traffic	-	-	3	-	-	12	37	3	2	4	-	3	252	0	-	2	-	317
Metallic Ores	-	-	-	-	-	-	-	-	-	-	-	-	19	-	-	-	-	19
Misc Freight Shipments	-	-	21	-	-	-	13	11	-	2	-	1	2	-	-	4	-	53
Misc Manufacturing Products	0	0	1	0	0	6	6	0	1	0	1	17	24	1	-	2	-	61
Misc Mixed Shipments	-	-	781	-	-	81	999	29	14	1	-	866	2,313	8	-	51	-	5,142
Nonmetallic Minerals	-	-	-	-	-	-	2	-	-	-	-	2	23	4	-	-	-	31
Ordinance Or Accessories	-	12	0	-	-	0	2	-	0	0	-	0	1	0	-	0	-	16
Petroleum Or Coal Products	1	27	10	2	0	47	73	13	2	1	0	164	293	6	-	480	-	1,119
Primary Metal Products	0	50	25	0	-	15	54	23	14	3	0	173	770	6	0	16	-	1,149
Printed Matter	0	1	2	0	0	2	11	3	2	0	2	18	104	0	0	1	0	148
Pulp, Paper Or Allied Products	0	9	13	1	0	35	28	7	4	5	1	115	210	7	-	4	0	438
Rubber Or Misc Plastics	0	2	3	1	0	14	19	3	2	7	1	15	94	2	-	2	0	165
Secondary Traffic	4	159	1	1	0	2	3	1	0	0	14	202	502	0	0	12	-	901
Shipper Association Traffic	-	-	-	-	-	-	4	-	-	-	-	1	22	-	-	-	-	27
Shipping Containers	-	-	29	-	-	-	50	7	-	-	-	7	35	-	-	5	-	134
Small Packaged Freight Shipments	-	-	4	-	-	-	50	-	-	-	-	87	26	-	-	1	-	167
Textile Mill Products	0	0	1	0	-	1	1	1	0	0	0	3	6	0	-	3	-	18
Tobacco Products	-	-	1	-	-	-	-	-	-	-	0	0	0	-	-	-	-	0
Transportation Equipment	0	1	53	0	-	40	120	43	4	10	1	304	844	17	-	13	-	1,450
Waste Hazardous Materials	-	-	-	-	-	-	-	-	-	-	-	1	-	-	-	1	-	2
Waste Or Scrap Materials	-	1	7	-	-	6	13	11	-	-	-	107	135	3	-	205	-	489
Grand Total	95	1,142	1,793	114	6	1,981	4,423	654	635	721	58	6,685	9,308	306	3	1,377	4	29,305

Goods Movement in Nevada

Exhibit 5-24

ORIGINS FOR COMMODITY FLOWS THROUGH NEVADA: 1995 (000'S TONS)

Commodity	Origin														Grand Total			
	Arizona	California	Central Prairie	Idaho	Los Angeles	Mid Atlantic	Mid West	Mountain States	New England	Northern Prairie	Oregon	Sacramento	San Francisco/Oakland	Southeast		Southwest	Utah	Washington
Apparel Or Related Products	0	0	3	0	0	4	13	0	0	1	1	10	12	1	-	0	-	47
Chemicals Or Allied Products	0	1	106	192	0	97	347	283	7	34	3	78	156	84	0	127	10	1,525
Clay, Concrete, Glass Or Stone	1	16	11	5	-	9	48	31	1	13	0	32	30	17	0	17	0	230
Coal	-	-	-	-	-	-	-	25	-	-	-	-	-	-	-	868	-	893
Electrical Equipment	0	0	15	0	0	24	56	4	10	11	3	14	146	5	0	3	0	290
Fabricated Metal Products	0	1	7	0	0	14	51	3	3	8	10	12	50	5	0	14	0	178
Farm Products	51	256	1,815	77	1	18	8	165	0	283	62	909	2,083	0	-	115	-	5,843
Food Or Kindred Products	2	31	1,295	189	0	42	625	307	23	288	29	2,250	638	12	0	627	0	6,358
Freight Forwarder Traffic	-	-	63	-	-	13	239	-	7	-	-	23	54	-	-	1	-	400
Fresh Fish Or Marine Products	-	-	0	-	-	0	0	-	0	0	-	-	4	-	-	-	-	5
Furniture Or Fixtures	0	0	10	0	0	4	15	1	1	2	1	5	9	2	0	1	-	50
Instrum, Photo Equip, Optical Eq	-	0	3	-	0	54	13	1	3	1	0	3	44	0	0	1	0	123
Leather Or Leather Products	-	-	0	-	-	0	0	1	1	0	-	0	2	0	-	0	-	5
Lumber Or Wood Products	1	408	1	0	-	13	41	1	7	38	303	197	119	4	3	0	0	1,138
Machinery	13	2	13	0	0	20	62	2	3	15	1	23	213	6	0	1	0	374
Mail Or Contract Traffic	-	-	20	-	-	125	94	6	3	5	0	7	56	0	-	2	-	317
Metallic Ores	-	-	-	-	-	-	19	-	-	-	-	-	-	-	-	-	-	19
Misc Freight Shipments	-	1	-	-	-	2	1	-	-	-	-	9	40	-	-	-	-	53
Misc Manufacturing Products	0	0	15	0	0	6	8	11	2	1	1	4	13	0	0	1	0	61
Misc Mixed Shipments	-	-	964	-	-	80	1,940	73	23	8	-	844	1,119	2	-	89	-	5,142
Nonmetallic Minerals	-	6	2	-	-	-	-	-	-	-	-	-	-	-	-	23	-	31
Ordnance Or Accessories	-	-	0	-	-	7	2	-	0	0	0	0	2	4	-	-	-	16
Petroleum Or Coal Products	1	0	3	0	0	122	61	104	2	0	0	2	632	2	-	190	0	1,119
Primary Metal Products	0	0	64	0	-	104	628	26	3	22	1	15	139	11	46	87	0	1,149
Printed Matter	1	0	13	0	0	45	45	1	5	5	2	3	14	1	0	8	-	146
Pulp, Paper Or Allied Products	0	19	7	1	0	18	96	1	67	89	8	8	67	32	0	23	0	438
Rubber Or Misc Plastics	1	2	15	0	0	11	56	13	7	6	0	11	38	2	0	2	0	165
Secondary Traffic	17	40	11	7	-	72	195	10	11	78	1	3	8	42	4	403	0	801
Shipper Association Traffic	-	-	-	-	-	-	23	-	-	-	-	-	4	-	-	-	-	27
Shipping Containers	-	-	12	-	-	-	17	1	-	-	-	53	39	-	-	13	-	134
Small Packaged Freight Shipments	-	-	12	-	-	2	99	-	-	-	-	50	5	-	-	-	-	167
Textile Mill Products	-	0	0	-	-	4	2	0	2	0	0	1	6	1	-	0	-	18
Tobacco Products	-	-	-	-	-	0	-	-	-	-	-	-	-	0	-	-	-	0
Transportation Equipment	1	1	423	2	0	37	584	9	1	20	0	18	281	65	0	8	0	1,450
Waste Hazardous Materials	-	-	-	-	-	3	3	178	-	5	-	93	153	-	-	-	-	489
Waste Or Scrap Materials	88	784	4,910	473	1	949	5,392	1,256	192	934	429	4,679	6,175	301	65	2,677	10	29,305

MODAL SPLITS ACROSS COMMODITIES BY DESTINATION

The following two exhibits detail the breakdown by mode of transportation of trade passing through Nevada in 1995.

Mode by Destinations

Through trade is heavily concentrated in the rail sector when it comes to mode of transport, followed by truck load shipments. This relationship held true across most all of the destinations for commodities passing through Nevada in 1995. For instance, Sacramento and San Francisco/Oakland combined accounted for 12.3 million tons carried by rail or rail intermodal compared to around 3.4 million tons by truck load, LTL, and private truck.

Other leading rail destinations were the Mid West, rest of California, Utah, Central Prairie and the Mid Atlantic ranging from 863,000 tons to around 3 million tons carried by rail.

The largest truck load destinations were San Francisco/Oakland, the Mid West, Mid Atlantic, and Sacramento. Private truck followed rail and truck load in tonnage, with San Francisco/Oakland, the Mid West, and Mid Atlantic again leading the way as destinations.

Mode by Origins

The largest originating point for rail through trade in 1995 was the Central Prairie with 4.8 million tons of trade passing through Nevada after leaving the region. Next was the Mid West at just under 4.5 million tons transported by rail or rail intermodal through Nevada.

The next largest origins of rail based through trade were Sacramento (3.4 million tons) and San Francisco/Oakland (3.2 million tons). Other significant rail trade origins included Utah and the Northern Prairie.

San Francisco/Oakland was far and away the largest originator of truck load traffic through Nevada in 1995, with 2.1 million tons. Following were Sacramento (958,000 tons), Utah (900,000 tons), and the Mid West (733,000 tons). Private truck leading origins were San Francisco, Sacramento, and Utah.

Goods Movement in Nevada

**Exhibit 5-25
1995 MODAL SPLIT ACROSS THROUGH COMMODITIES
BY DESTINATION (TONS)**

Destinations	Rail Car	Rail IMX	Truck Load	LTL	Pvt Truck	Air	Total
Arizona	75,560	-	13,754	1,763	4,082	-	95,159
California	819,556	5,024	198,213	22,933	95,962	2	1,141,690
Central Prairie	444,664	935,640	306,469	27,053	77,418	2,025	1,793,269
Idaho	17,560	-	76,923	4,937	14,354	2	113,776
Los Angeles	-	-	3,173	2,088	953	-	6,214
Mid Atlantic	699,924	162,600	785,834	75,859	218,010	38,780	1,981,007
Mid West	1,076,236	1,903,720	1,080,350	78,507	249,421	34,693	4,422,927
Mountain States	305,104	91,160	186,800	18,857	42,268	9,614	653,803
New England	192,660	33,040	287,779	25,322	88,036	7,757	634,594
Northern Prairie	159,240	2,760	410,358	22,367	118,886	7,577	721,188
Oregon	13,240	-	28,810	14,511	1,751	3	58,315
Sacramento	4,120,038	1,707,952	656,724	104,670	88,886	6,345	6,684,615
San Francisco/Oakland	3,173,956	3,453,804	1,930,065	313,152	302,511	134,441	9,307,929
Southeast	142,636	16,960	113,880	12,809	19,578	307	306,170
Southwest	2,800	-	483	20	29	-	3,332
Utah	773,745	75,840	368,116	41,724	110,437	7,182	1,377,044
Washington	-	-	2,510	163	1,142	-	3,815
Total	12,016,919	8,388,500	6,450,241	766,735	1,433,724	248,728	29,304,847

**Exhibit 5-26
1995 MODAL SPLIT ACROSS THROUGH COMMODITIES
BY ORIGIN (TONS)**

Origins	Rail Car	Rail IMX	Truck Load	LTL	Pvt Truck	Air	Total
Arizona	-	-	66,662	1,629	19,851	-	88,142
California	326,108	-	309,964	7,883	140,516	1	784,472
Central Prairie	3,473,231	1,328,276	51,398	43,913	8,534	4,936	4,910,288
Idaho	275,400	2,560	155,418	16,827	22,382	-	472,587
Los Angeles	-	-	957	98	228	13	1,296
Mid Atlantic	170,400	209,160	349,698	93,146	57,473	68,860	948,737
Mid West	1,202,952	3,242,120	733,651	130,784	38,862	43,587	5,391,956
Mountain States	1,010,724	150,680	65,574	20,649	2,142	6,387	1,256,156
New England	10,440	33,840	104,379	28,484	10,013	4,877	192,033
Northern Prairie	472,292	12,200	360,801	45,918	36,356	6,241	933,808
Oregon	183,320	-	193,609	6,010	45,809	20	428,768
Sacramento	1,993,676	1,409,560	958,628	81,274	226,119	9,693	4,678,950
San Francisco/Oakland	1,341,465	1,812,160	2,124,613	212,006	586,187	98,210	6,174,641
Southeast	161,760	8,744	69,683	27,954	31,554	1,718	301,413
Southwest	49,316	-	4,134	1,038	74	-	54,562
Utah	1,335,835	179,200	900,982	48,836	207,594	4,185	2,676,632
Washington	10,000	-	90	286	30	-	10,406
Total	12,016,919	8,388,500	6,450,241	766,735	1,433,724	248,728	29,304,847

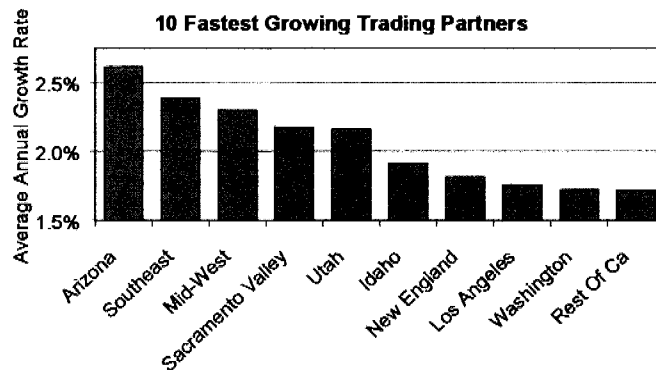
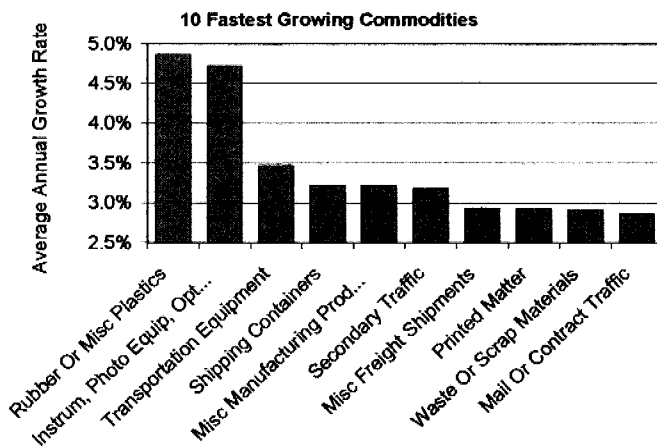
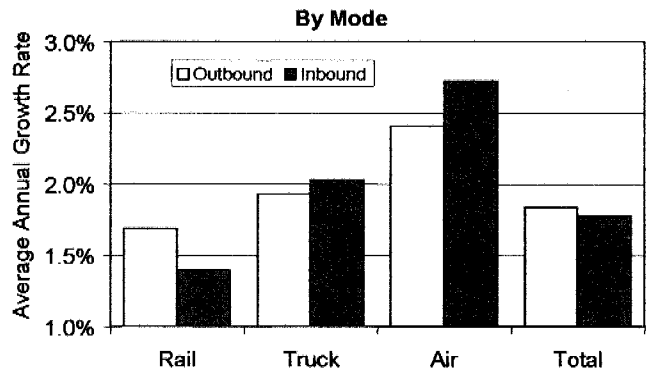
YEAR 2005 COMMODITY FORECASTS

As part of this study, we have predicted commodity freight forecasts for the Year 2005, with 1995 as the base year.

Using Reebie Associates' extensive data bases and their forecasting experience, forecasts were produced for all commodity freight movements in 1995, by mode, commodity and trading partner. The forecasts are essentially driven by economic forecasts developed by Data Resources, Inc. of Lexington, Massachusetts, for the U.S. by region, down to the BEA level, and by industry sector. These economic forecasts set the stage for defining future expected production and consumption for each region and by industry sector, which in turn drives the commodity freight moves, mostly patterned based on current freight flow patterns.

Based on this analysis, overall commodity freight tonnage for Nevada is expected to grow at an annual rate of around 1.75 percent, both for inbound and outbound freight, as can be seen in Exhibit 5-27. Of the three modal sectors, airfreight is expected to grow the fastest at around 2.5 percent per year. This is largely due to the fact that air cargo, in terms of tonnage has a relatively small base and hence any incremental increase shows as a high growth rate. Furthermore, the types of commodities which move by air tend to be growing faster relative to others in the U.S. economy – the high value, high tech sectors. It can also be argued that there is a gradual shift toward this mode, especially for high value expedited shipments.

**Exhibit 5-27
EXPECTED GROWTH IN NEVADA'S
FREIGHT TRAFFIC: 1995-2005**



Goods Movement in Nevada

Trucking shows an annual growth rate of around 2 percent. And due to the sheer relative volume shipped by this mode, trucking will account for the largest increase in freight traffic in Nevada. As in the case with air, trucks tend to carry merchandise and industrial components, all of which are expected to grow at sustainable rates through 2005.

Rail shows the slowest rate of around 1.5 percent annually, with outbound rail growing marginally faster than inbound rail. As in the case with trucking, rail represents a significant share (40%) of Nevada's tonnage, hence it has a large base against which any increases tend to show relatively less dramatically than air with a significantly smaller base. Furthermore, rail is the mode of choice for bulky resource based sectors which, although important to our economy and expected to continue being important to our economy, these sectors have historically shown lower growth rates than the industrial and merchandise sectors.

Exhibit 5-27 also shows the ten fastest growing commodity sectors, overall. Four of the top 10 commodity groups; rubber and plastics; instrumentation, photo equipment, optical devices; transportation equipment; and printed matter are merchandise and industrial related sectors. The rest, with the exception of shipping containers and waste or scrap materials, are of a miscellaneous or mixed nature. These are typically small, high value, expedited shipments which move either by truck (typically less-than-load), or air or rail intermodal.

Exhibit 5-27 also shows the 10 fastest growing overall trading partners to and from Nevada. Arizona, the Southeast, the Mid West, Sacramento Valley and Utah appear to be the most promising, with average annual growth rates of over 2 percent. Arizona's growth is driven predominantly by high expected growth for truck freight between Nevada and Arizona. The other four regions are driven by high expectations for both rail and truck traffic.

Exhibit 5-28, 5-29 and 5-30 show the fastest growing commodity sectors and trading partners for truck, rail and air freight traffic through 2005.

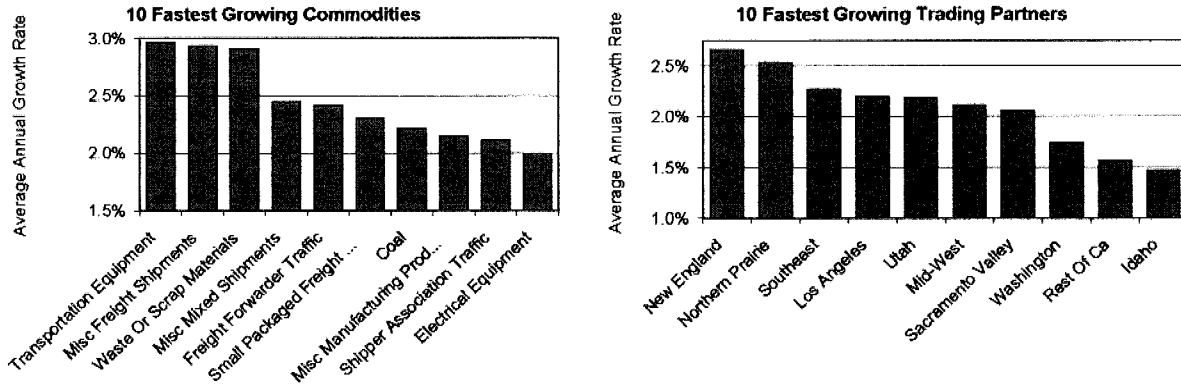
Exhibits 5-31, 5-32, 5-33 and 5-34 are tables with the 2005 freight commodity tonnage forecasts by trading partners and by mode.

Exhibits 5-35 and 5-36 provide data by origin and destination on commodity trade passing through Nevada by mode for 2005.

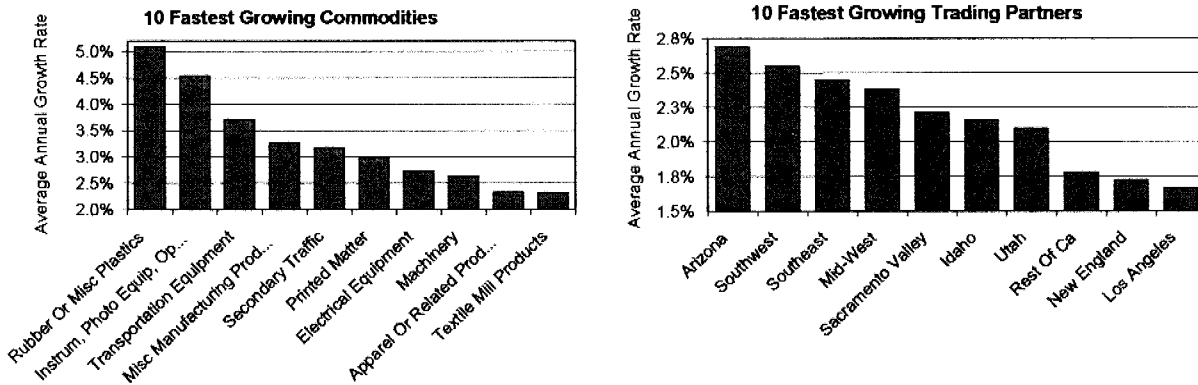
Appendix A presents further detail of the 2005 commodity freight forecasts.

Goods Movement in Nevada

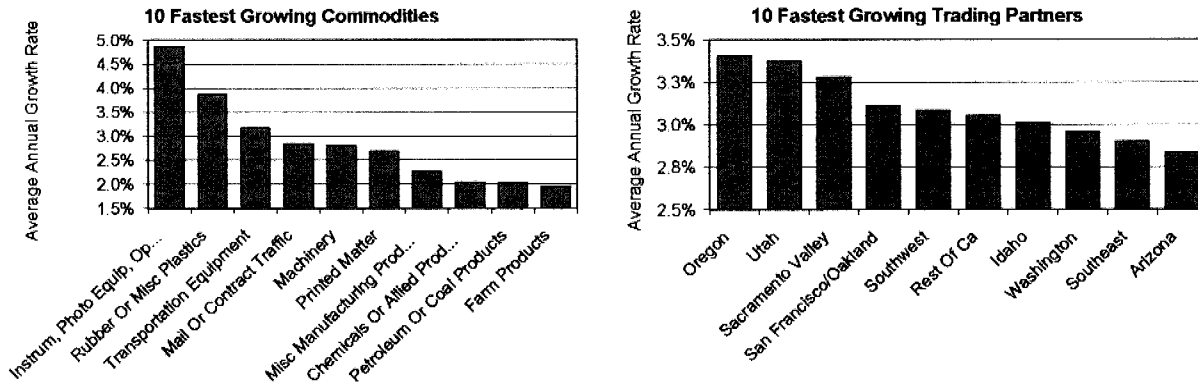
**Exhibit 5-28
EXPECTED GROWTH IN NEVADA'S RAIL FREIGHT TRAFFIC**



**Exhibit 5-29
EXPECTED GROWTH IN NEVADA'S TRUCK FREIGHT TRAFFIC**



**Exhibit 5-30
EXPECTED GROWTH IN NEVADA'S AIR FREIGHT TRAFFIC**



Goods Movement in Nevada

Exhibit 5-31
2005 INBOUND COMMODITY TONNAGES FROM OTHER US REGIONS TO NEVADA

Originating Region	Terminating Region				Grand Total
	Las Vegas	Reno	Rest Of NV North	Rest Of NV South	
Arizona	1,779,325	584,541	634,781	42,432	3,041,079
Central Prairie	197,977	78,764	73,881	7,501	358,123
Idaho	259,521	63,967	108,789	2,041	434,318
Los Angeles	1,107,370	355,981	310,417	16,264	1,790,032
Mid-Atlantic	160,643	24,019	28,459	1,982	215,103
Mid-West	582,149	366,063	111,773	9,840	1,069,825
Mountain States	115,450	15,318	602,567	15	733,350
New England	54,489	12,703	8,303	34	75,529
Northern Prairie	141,511	20,240	11,976	49	173,776
Oregon	358,367	68,255	30,403	256	457,281
Rest Of Ca	359,307	203,418	59,495	3,183	625,403
Sacramento Valley	375,986	197,958	69,573	2,704	646,221
San Francisco/Oakland	643,543	211,460	163,286	8,249	1,026,538
Southeast	286,221	111,593	36,592	24,508	458,914
Southwest	461,023	212,819	119,193	1,571	794,606
Utah	2,938,671	44,441	1,237,348	3,267	4,223,727
Washington	128,821	13,577	12,896	1,203	156,497
Grand Total	9,950,374	2,585,117	3,619,732	125,099	16,280,322

Exhibit 5-32
2005 OUTBOUND COMMODITY TONNAGES FROM NEVADA TO OTHER US REGIONS

Terminating Region	Originating Region				Grand Total
	Las Vegas	Reno	Rest Of NV North	Rest Of NV South	
Arizona	39,222	14,241	17,174	136	70,773
Central Prairie	60,731	78,409	37,841	631	177,612
Idaho	5,789	21,165	8,475	-	35,429
Los Angeles	1,471,785	472,115	292,173	12,259	2,248,332
Mid-Atlantic	13,529	13,399	25,309	188	52,425
Mid-West	345,054	248,279	107,464	7,887	708,684
Mountain States	24,836	28,103	65,623	51	118,613
New England	1,885	3,107	571	-	5,563
Northern Prairie	47,972	30,924	8,765	2,483	90,144
Oregon	103,142	44,186	13,833	2,601	163,762
Rest Of Ca	447,417	116,046	123,953	641	688,057
Sacramento Valley	295,991	155,656	165,494	167	617,308
San Francisco/Oakland	396,696	527,045	210,284	795	1,134,820
Southeast	93,479	54,770	60,555	1,498	210,302
Southwest	78,077	49,104	601,685	531	729,397
Utah	665,970	345,632	291,241	7,693	1,310,536
Washington	96,220	12,233	13,830	38	122,321
Grand Total	4,187,795	2,214,414	2,044,270	37,599	8,484,078

Goods Movement in Nevada

Exhibit 5-33
YEAR 2005 FREIGHT ESTIMATES BY MODE
OUTBOUND FREIGHT TRAFFIC

Origin	Rail Car	Rail IMX	Truck Load	LTL	Pvt Truck	Air	Total
Las Vegas	1,448,077	23,143	807,830	78,837	1,804,353	25,555	4,187,795
Reno	313,128	168,710	535,457	202,908	994,211	-	2,214,414
Rest Of NV North	1,165,191	47	314,789	43,559	514,103	6,581	2,044,270
Rest Of NV South	6,652	3,393	13,206	321	14,010	17	37,599
Total	2,933,048	195,293	1,671,282	325,625	3,326,677	32,153	8,484,078

Destination	Rail Car	Rail IMX	Truck Load	LTL	Pvt Truck	Air	Total
Arizona	14,430	-	25,694	8,802	18,635	3,212	70,773
Central Prairie	39,807	30,579	96,088	8,291	2,094	753	177,612
Idaho	17,814	-	3,007	10,155	4,409	44	35,429
Los Angeles	647,243	3,711	243,072	73,802	1,276,836	3,668	2,248,332
Mid-Atlantic	21,878	1,749	12,248	12,166	940	3,444	52,425
Mid-West	56,893	91,043	507,948	40,192	8,655	3,953	708,684
Mountain States	71,150	20,822	10,158	7,043	7,999	1,441	118,613
New England	-	-	1,528	3,654	-	381	5,563
Northern Prairie	1,060	-	81,123	6,408	186	1,367	90,144
Oregon	43,277	2,174	65,902	23,119	28,407	883	163,762
Rest Of Ca	323,365	-	45,331	18,390	300,278	693	688,057
Sacramento Valley	268,836	530	116,430	10,440	220,678	394	617,308
San Francisco/Oakland	389,677	212	152,920	27,651	562,316	2,044	1,134,820
Southeast	96,949	21,785	73,359	16,137	105	1,967	210,302
Southwest	629,543	15,380	62,032	17,548	446	4,448	729,397
Utah	222,603	6,248	168,965	23,713	887,676	1,331	1,310,536
Washington	88,523	1,060	5,477	18,114	7,017	2,130	122,321
Total	2,933,048	195,293	1,671,282	325,625	3,326,677	32,153	8,484,078

Goods Movement in Nevada

Exhibit 5-34 YEAR 2005 FREIGHT ESTIMATES BY MODE INBOUND FREIGHT TRAFFIC

Destination	Rail Car	Rail IMX	Truck Load	LTL	Pvt Truck	Air	Total
Las Vegas	3,434,822	62,498	3,319,360	233,360	2,832,474	67,860	9,950,374
Reno	337,224	320,626	1,022,880	107,317	797,070	-	2,585,117
Rest Of NV North	2,246,034	-	657,454	51,984	653,778	10,482	3,619,732
Rest Of NV South	47,776	2,287	29,685	995	44,356	-	125,099
Total	6,065,856	385,411	5,029,379	393,656	4,327,678	78,342	16,280,322

Origin	Rail Car	Rail IMX	Truck Load	LTL	Pvt Truck	Air	Total
Arizona	116,640	2,437	1,130,454	28,258	1,757,774	5,516	3,041,079
Central Prairie	251,430	53,680	22,297	18,146	8,623	3,947	358,123
Idaho	146,976	-	236,014	8,983	42,159	186	434,318
Los Angeles	30,446	3,261	681,705	80,549	985,932	8,139	1,790,032
Mid-Atlantic	17,901	-	126,911	26,291	35,409	8,591	215,103
Mid-West	122,744	225,693	650,781	32,564	24,100	13,943	1,069,825
Mountain States	691,345	9,869	21,145	4,666	3,959	2,366	733,350
New England	4,672	2,817	59,250	6,594	1,262	934	75,529
Northern Prairie	12,526	4,700	132,468	13,185	8,080	2,817	173,776
Oregon	116,165	-	268,863	9,963	60,607	1,683	457,281
Rest Of Ca	78,111	-	230,713	10,245	305,252	1,082	625,403
Sacramento Valley	8,319	1,067	251,277	10,313	374,029	1,216	646,221
San Francisco/Oakland	44,529	-	357,530	34,808	582,339	7,332	1,026,538
Southeast	51,390	61,893	250,776	38,873	49,775	6,207	458,914
Southwest	296,075	15,706	396,271	47,546	30,884	8,124	794,606
Utah	4,000,175	4,288	153,992	12,137	50,046	3,089	4,223,727
Washington	76,412	-	58,932	10,535	7,448	3,170	156,497
Total	6,065,856	385,411	5,029,379	393,656	4,327,678	78,342	16,280,322

Goods Movement in Nevada

**Exhibit 5-35
2005 MODAL SPLIT ACROSS THROUGH COMMODITIES
BY ORIGIN**

Origins	Rail Car	Rail IMX	Truck Load	LTL	Pvt Truck	Air	Total
Arizona	-	-	83,372	2,256	25,390	-	111,018
California	414,437	-	389,516	10,607	176,547	1	991,108
Central Prairie	4,154,863	1,638,199	61,420	56,124	11,913	6,419	5,928,938
Idaho	342,723	3,109	174,914	18,340	25,799	-	564,885
Los Angeles	-	-	1,148	152	274	19	1,593
Mid Atlantic	181,197	256,357	428,040	110,578	69,158	83,750	1,129,080
Mid West	1,304,190	4,287,761	876,286	159,304	45,090	56,216	6,728,847
Mountain States	1,175,350	177,509	77,563	29,496	2,783	8,293	1,470,994
New England	12,203	40,038	126,246	35,542	12,257	5,819	232,105
Northern Prairie	570,589	16,001	422,537	57,745	43,964	8,221	1,119,057
Oregon	200,412	-	227,455	7,713	53,663	27	489,270
Sacramento	2,342,723	1,937,208	1,161,657	104,199	272,706	14,290	5,832,783
San Francisco/Oakland	1,649,020	2,478,763	2,607,050	303,118	712,486	138,318	7,888,755
Southeast	217,031	11,332	89,584	36,609	39,413	2,414	396,383
Southwest	45,883	-	5,775	1,481	95	-	53,234
Utah	1,656,970	238,446	1,168,685	67,362	287,322	6,061	3,424,846
Washington	12,724	-	118	346	36	-	13,224
Total	14,280,315	11,084,723	7,901,366	1,000,972	1,778,896	329,848	36,376,120

**Exhibit 5-36
2005 MODAL SPLIT ACROSS THROUGH COMMODITIES
BY DESTINATION**

Destinations	Rail Car	Rail IMX	Truck Load	LTL	Pvt Truck	Air	Total
Arizona	94,371	-	16,663	2,215	5,476	-	118,725
California	989,253	6,312	252,080	29,757	124,913	2	1,402,317
Central Prairie	544,558	1,335,346	376,088	38,802	96,671	2,873	2,394,338
Idaho	21,154	-	88,030	6,398	17,661	4	133,247
Los Angeles	-	-	3,563	2,358	1,064	-	6,985
Mid Atlantic	825,987	211,740	960,992	106,745	265,466	54,337	2,425,267
Mid West	1,273,650	2,582,660	1,329,605	112,902	301,746	49,180	5,649,743
Mountain States	365,497	113,479	221,720	24,572	51,413	13,715	790,396
New England	217,570	41,896	346,256	36,969	106,553	11,005	760,249
Northern Prairie	190,847	3,420	499,393	31,377	145,171	10,779	880,987
Oregon	15,329	-	35,120	18,549	2,190	5	71,193
Sacramento	4,893,198	2,221,632	802,057	132,002	115,740	8,507	8,173,136
San Francisco/Oakland	3,719,577	4,440,808	2,367,576	389,822	391,200	168,679	11,477,662
Southeast	167,942	22,788	136,537	18,349	23,765	453	369,834
Southwest	3,035	-	539	24	35	-	3,633
Utah	958,347	104,642	462,105	49,891	128,448	10,309	1,713,742
Washington	-	-	3,042	240	1,384	-	4,666
Total	14,280,315	11,084,723	7,901,366	1,000,972	1,778,896	329,848	36,376,120

Goods Movement in Nevada

(This page intentionally left blank.)

Exhibit 5-37

TOTAL NEVADA INBOUND TONNAGE 2005 (Million Tons)

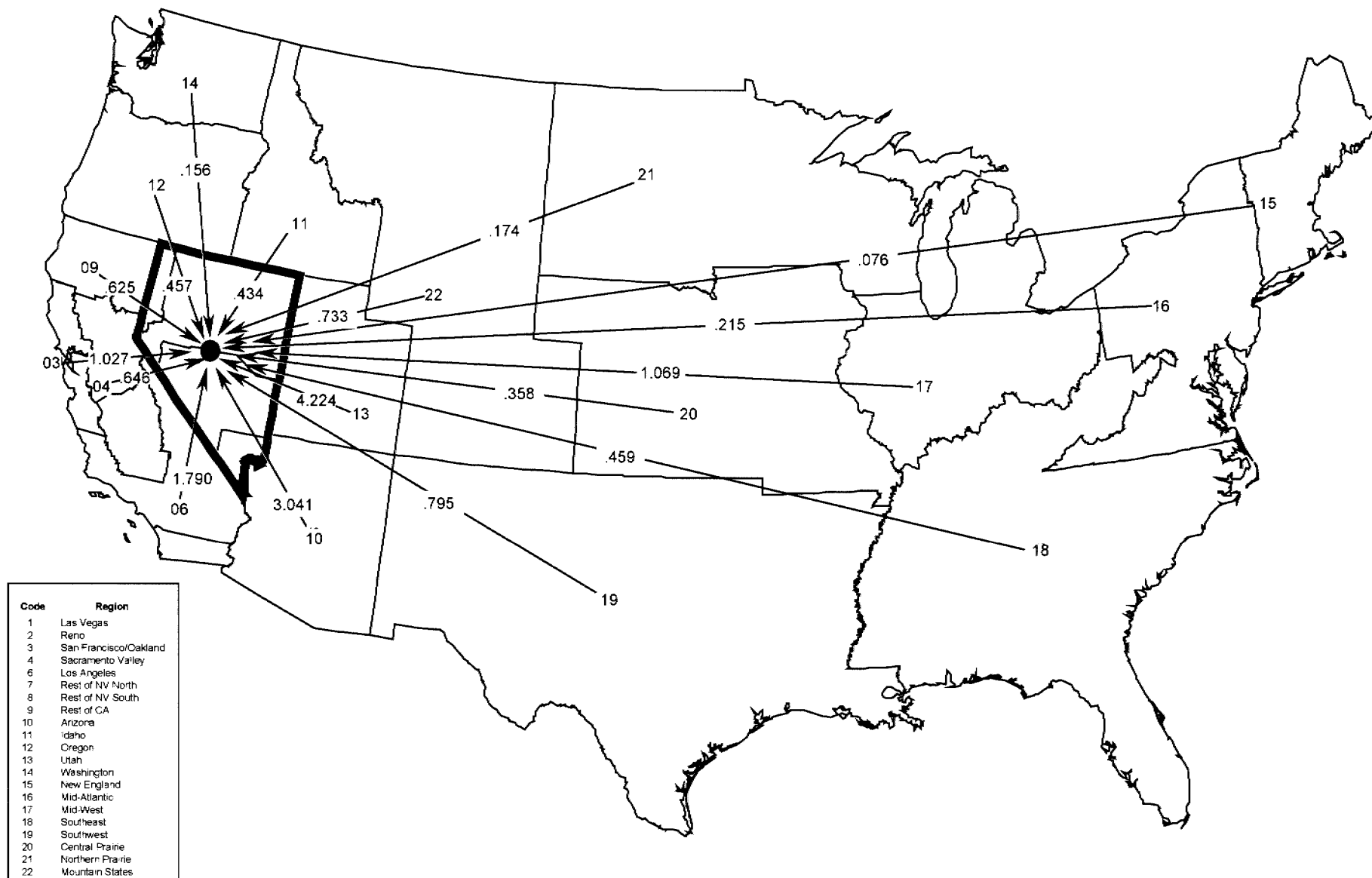


Exhibit 5-38

TOTAL NEVADA OUTBOUND TONNAGE 2005 (Million Tons)

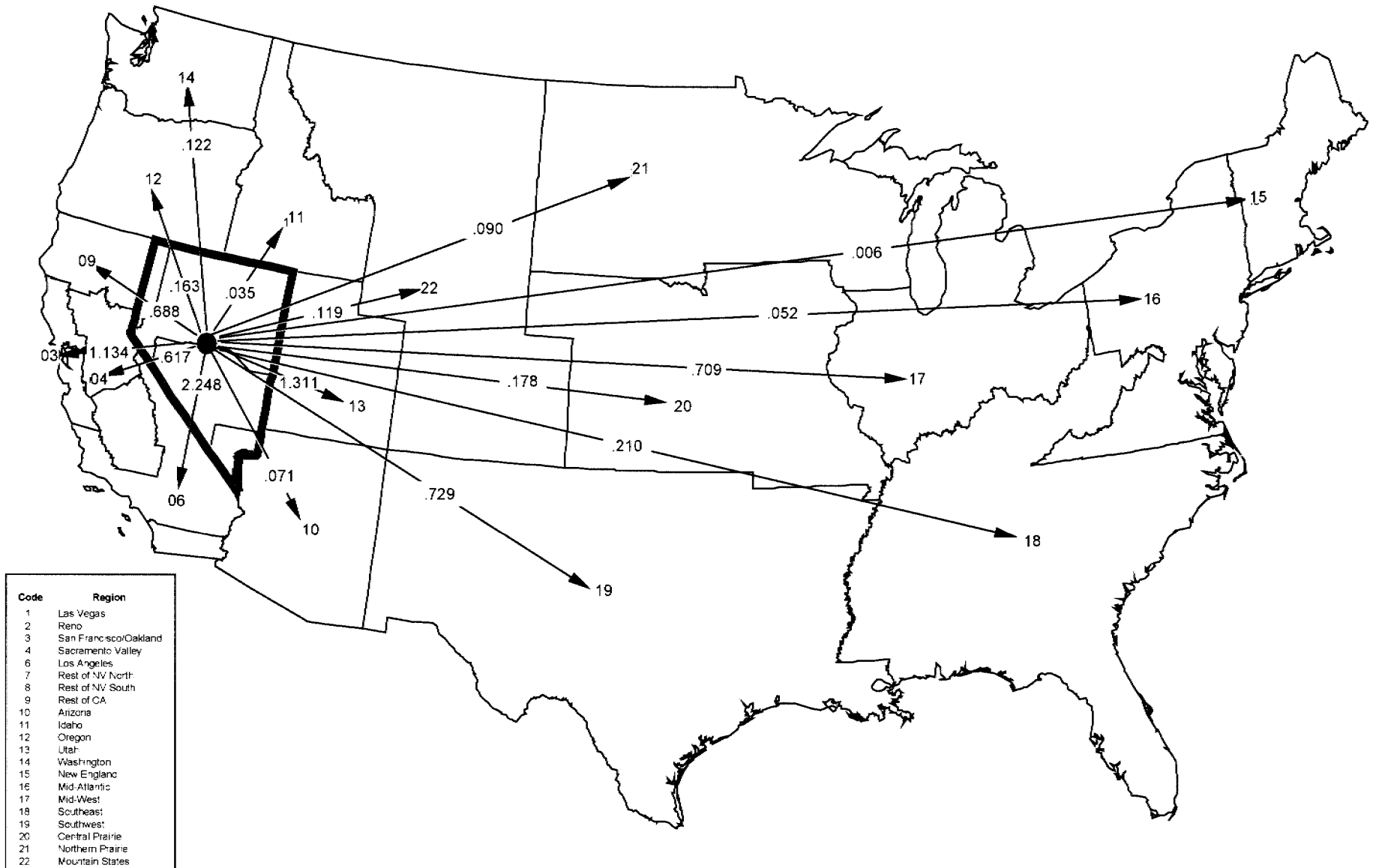


Exhibit 5-39

TOTAL EASTBOUND TONNAGE THROUGH NEVADA 2005 (Million Tons)

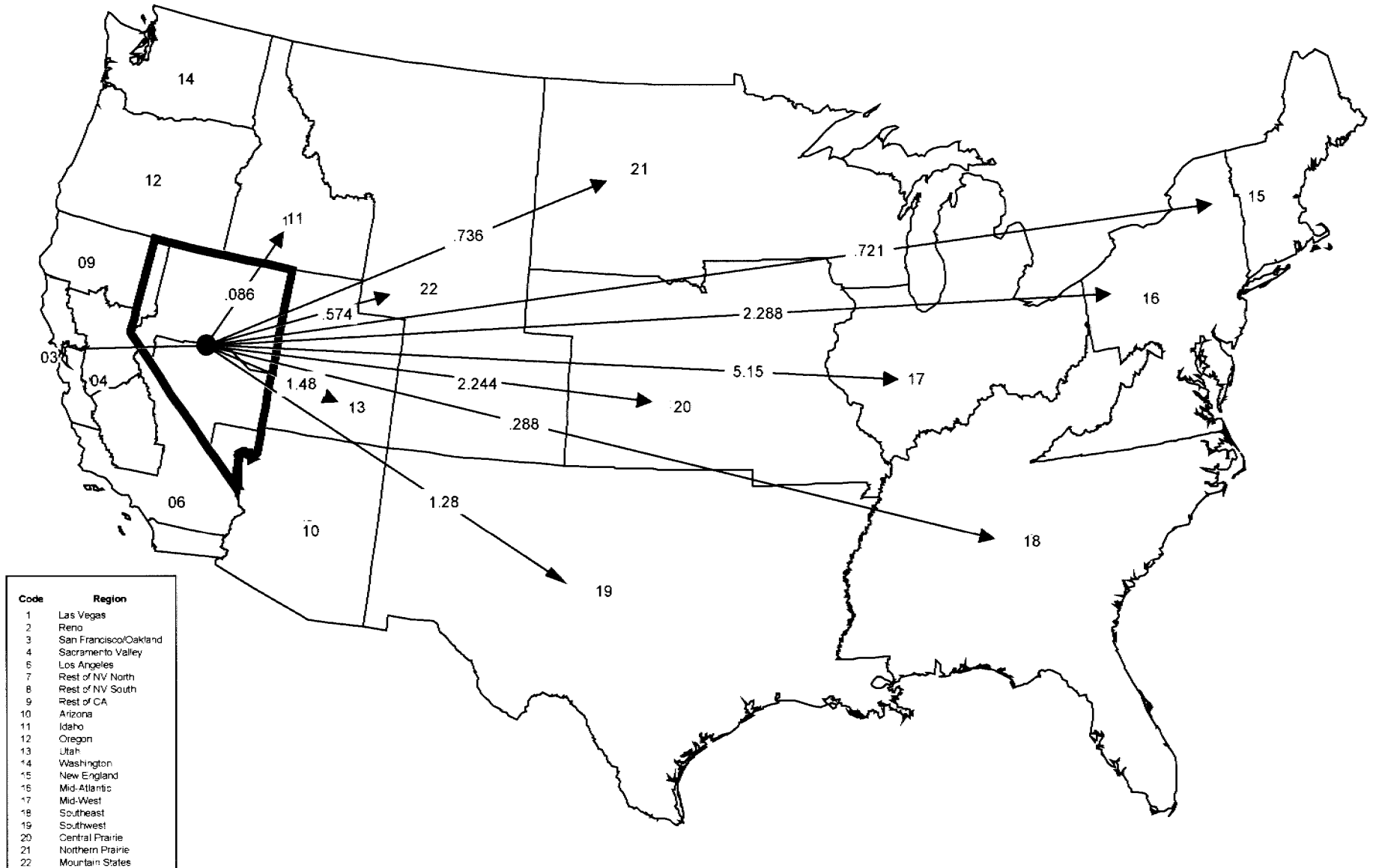
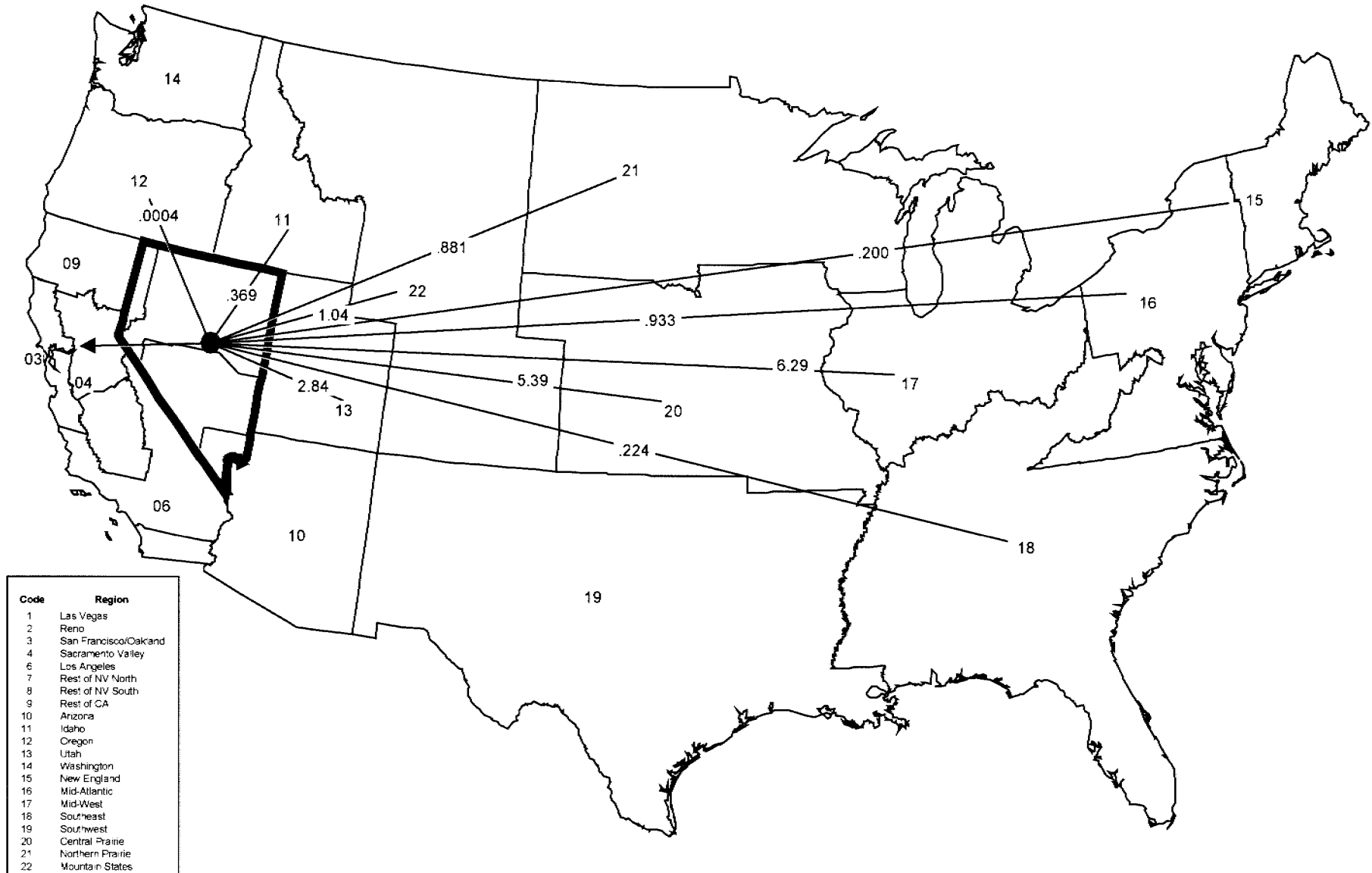


Exhibit 5-40

TOTAL WESTBOUND TONNAGE THROUGH NEVADA 2005 (Million Tons)



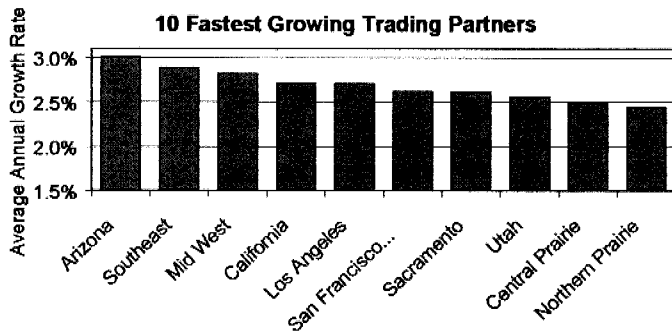
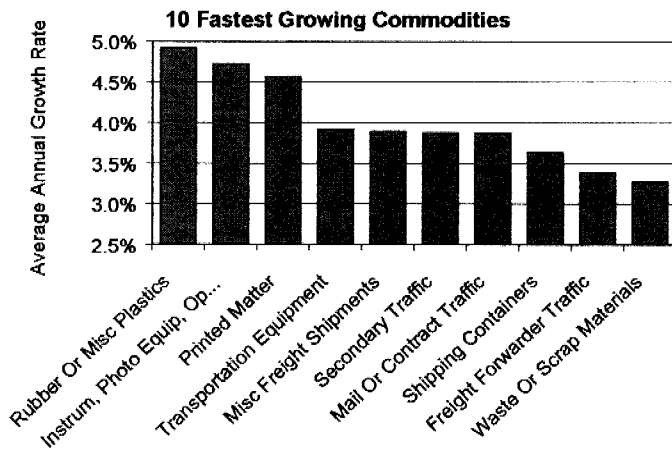
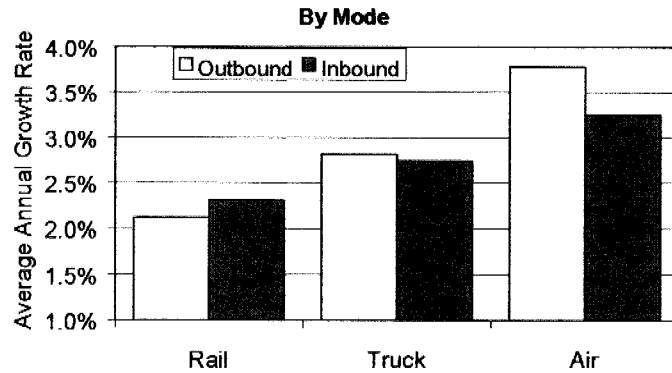
YEAR 2020 COMMODITY FORECASTS

As part of this study, we have also predicted commodity freight forecasts for the Year 2020, with 1995 as the base year.

Using Reebie Associates' extensive data bases and their forecasting experience, forecasts were produced for all commodity freight movements in 1995, by mode, commodity and trading partner. The forecasts are essentially driven by economic forecasts known as OBERS projections that were developed by government agencies including the BEA, the U.S. Department of Commerce, and the Economic Research Service (ERS). These economic forecasts set the stage for defining future expected production and consumption for each region and by industry sector, which in turn drives the commodity freight moves, mostly patterned based on current freight flow patterns.

Based on this analysis, overall commodity freight tonnage for Nevada is expected to grow at an annual rate of around 2.5 percent, both for inbound and outbound freight, as can be seen in Exhibit 5-41. Of the three modal sectors, airfreight is expected to grow the fastest at around 3.4 percent per year. This is largely due to the fact that air cargo, in terms of tonnage has a relatively small base and hence any incremental increase shows as a high growth rate. Furthermore, the types of commodities that move by air tend to be growing faster relative to others in the U.S. economy – the high value, high tech sectors. It can also be argued that there is a gradual shift toward this mode,

**Exhibit 5-41
EXPECTED GROWTH IN NEVADA'S
FREIGHT TRAFFIC: 1995-2020**



SOURCE: Reebie Associates

Goods Movement in Nevada

especially for high value expedited shipments.

Trucking shows an annual growth rate of around 2.75 percent. And due to the sheer relative volume shipped by this mode, trucking will account for the largest increase in freight traffic in Nevada. As in the case with air, trucks tend to carry merchandise and industrial components, all of which are expected to grow at sustainable rates through 2020.

Rail shows the slowest rate of around 2.25 percent annually, with outbound rail growing marginally faster than inbound rail. As in the case with trucking, rail represents a significant share (40%) of Nevada's tonnage, hence it has a large base against which any increases tend to show relatively less dramatically than air with a significantly smaller base. Furthermore, rail is the mode of choice for bulky resource based sectors which, although important to our economy and expected to continue being important to our economy, have historically shown lower growth rates than the industrial and merchandise sectors.

Exhibit 5-41 also shows the ten fastest growing commodity sectors, overall. Four of the top 10 commodity groups (rubber and plastics; instrumentation, photo equipment, optical devices; transportation equipment; and printed matter) are merchandise and belong to the industrial related sectors. The rest, with the exception of shipping containers and waste or scrap materials, are of a miscellaneous or mixed nature. These are typically small, high value, expedited shipments which move either by truck (typically less-than-load), air or rail intermodal.

Exhibit 5-41 also shows the 10 fastest growing overall trading partners to and from Nevada. Arizona, the Southeast, the Mid West, California's regions, and Utah appear to be the most promising with average annual growth rates of over 2.5 percent. Arizona's growth is driven predominantly by high expected growth for truck freight between Nevada and Arizona. The other four regions are driven by high expectations for both rail and truck traffic.

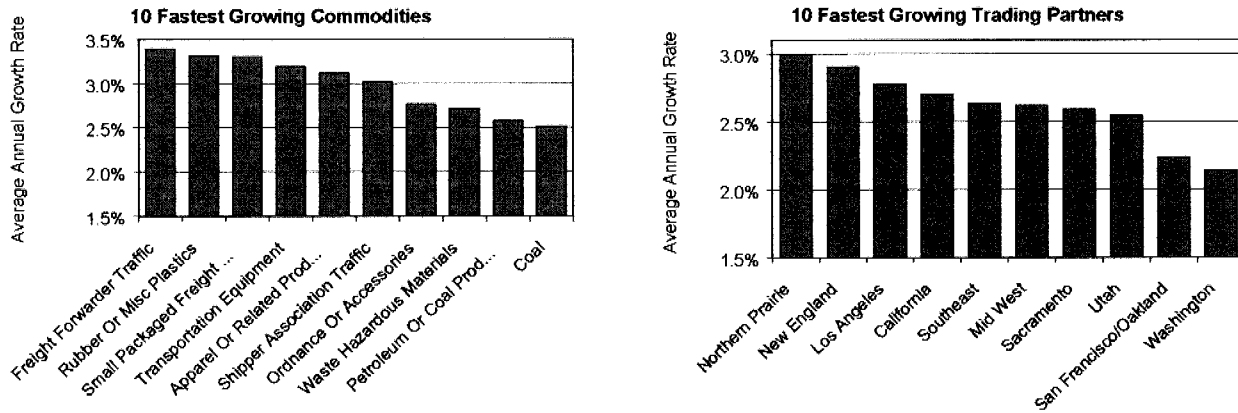
Exhibit 5-42, 5-43 and 5-44 show the fastest growing commodity sectors and trading partners for truck, rail and air freight traffic through 2020.

Exhibits 5-45, 5-46, 5-47 and 5-48 are tables with the 2020 freight commodity tonnage forecasts by trading partners and by mode.

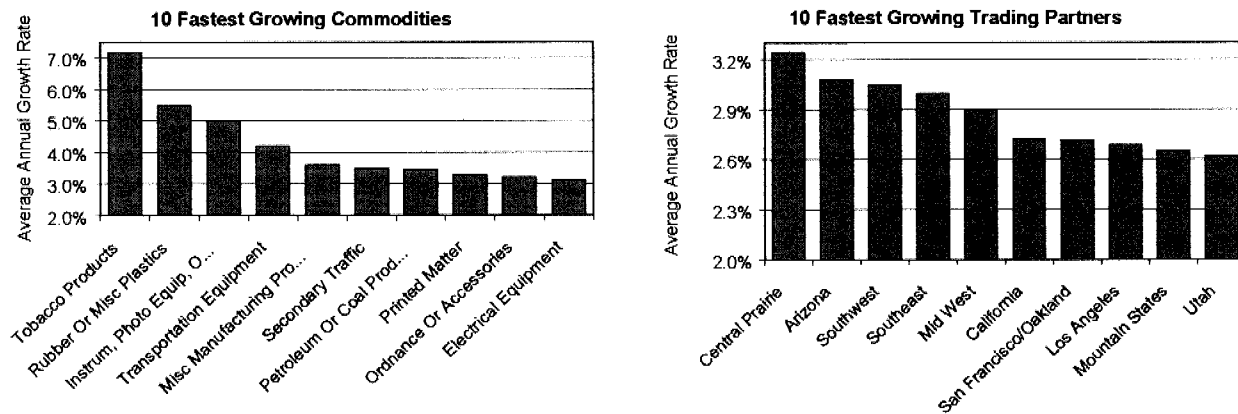
Exhibits 5-49 and 5-50 provide data by origin and destination on commodity trade passing through Nevada by mode for 2020.

Goods Movement in Nevada

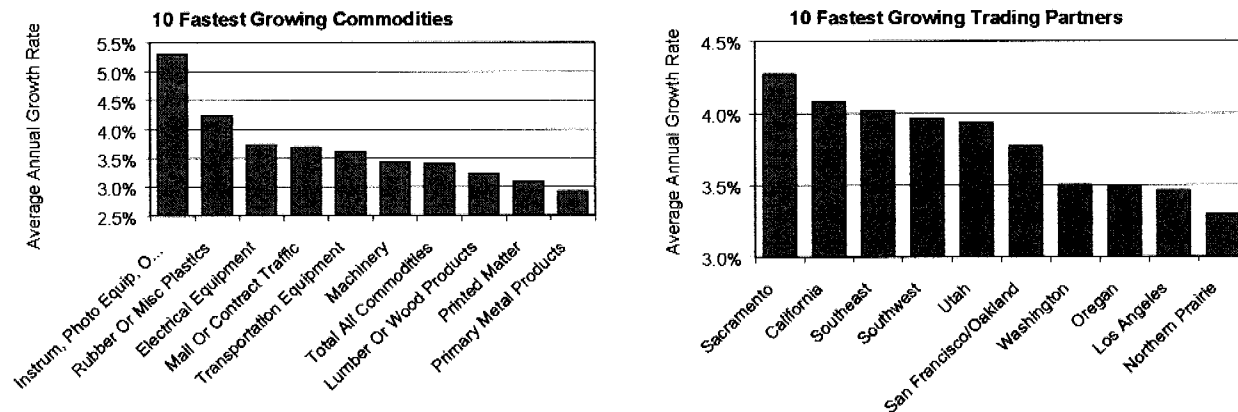
**Exhibit 5-42
EXPECTED GROWTH IN NEVADA'S RAIL FREIGHT TRAFFIC**



**Exhibit 5-43
EXPECTED GROWTH IN NEVADA'S TRUCK FREIGHT TRAFFIC**



**Exhibit 5-44
EXPECTED GROWTH IN NEVADA'S AIR FREIGHT TRAFFIC**



Goods Movement in Nevada

Exhibit 5-45
2020 INBOUND COMMODITY TONNAGES FROM OTHER US REGIONS TO NEVADA

Originating Region	Terminating Region				Grand Total
	Las Vegas	Reno	Rest Of NV North	Rest Of NV South	
Arizona	1,858,426	669,822	585,055	42,433	3,155,736
California	399,969	100,871	210,422	3,497	714,759
Central Prairie	207,774	79,498	92,554	7,510	387,336
Idaho	270,717	110,704	63,981	2,040	447,442
Los Angeles	1,228,619	377,729	378,852	18,364	2,003,564
Mid Atlantic	168,401	30,148	24,130	2,005	224,684
Mid West	609,909	118,679	375,796	9,857	1,114,241
Mountain States	277,641	655,429	100,888	13	1,033,971
New England	56,798	9,039	12,442	37	78,316
Northern Prairie	156,377	14,819	22,172	61	193,429
Oregan	373,239	32,006	66,729	261	472,235
Sacramento	394,897	73,991	198,527	2,707	670,122
San Francisco/Oakland	746,328	238,131	234,831	26,103	1,245,393
Southeast	299,670	38,691	115,541	24,538	478,440
Southwest	481,346	137,926	221,715	1,588	842,575
Utah	3,071,791	1,245,878	53,266	3,268	4,374,203
Washington	134,350	13,077	13,586	1,205	162,218
Grand Total	10,736,252	3,946,438	2,770,487	145,487	17,598,664

Exhibit 5-46
2020 OUTBOUND COMMODITY TONNAGES FROM NEVADA TO OTHER US REGIONS

Terminating Region	Originating Region				Grand Total
	Las Vegas	Reno	Rest Of NV North	Rest Of NV South	
Arizona	41,767	19,156	16,096	136	77,155
California	475,535	137,672	116,681	3,936	733,824
Central Prairie	97,680	57,493	100,449	810	256,432
Idaho	6,279	8,691	21,188	15	36,173
Los Angeles	1,586,838	344,598	483,715	13,165	2,428,316
Mid Atlantic	15,051	25,921	14,064	189	55,225
Mid West	365,813	121,203	261,681	7,911	756,608
Mountain States	26,685	71,896	35,178	51	133,810
New England	2,409	888	3,439	-	6,736
Northern Prairie	50,187	9,218	31,117	2,483	93,005
Oregan	112,175	23,233	47,867	2,880	186,155
Sacramento	313,742	178,422	155,920	177	648,261
San Francisco/Oakland	428,745	227,232	527,996	9,756	1,193,729
Southeast	99,407	63,417	59,274	1,501	223,599
Southwest	86,333	604,616	52,068	6,313	749,330
Utah	705,767	317,378	348,702	7,907	1,379,754
Washington	100,781	14,891	12,496	48	128,216

Goods Movement in Nevada

Exhibit 5-47 YEAR 2020 FREIGHT ESTIMATES BY MODE OUTBOUND FREIGHT TRAFFIC

Origin	Rail Car	Rail IMX	Truck Load	LTL	Pvt Truck	Air	Total
Las Vegas	1,520,283	25,811	898,399	84,516	1,956,758	29,434	4,515,201
North Nevada	1,195,096	47	371,065	59,696	592,743	7,268	2,225,915
Reno	314,209	180,086	566,696	220,663	1,006,283	-	2,287,937
South Nevada	24,641	3,737	13,646	437	14,796	28	57,285
Total	3,054,229	209,681	1,849,806	365,312	3,570,580	36,730	9,086,338

Destination	Rail Car	Rail IMX	Truck Load	LTL	Pvt Truck	Air	Total
Arizona	14,953	-	27,164	12,118	19,280	3,640	77,155
California	343,133	-	47,706	18,773	323,420	790	733,822
Central Prairie	46,613	31,197	166,408	9,198	2,131	890	256,437
Idaho	17,814	-	3,083	10,661	4,561	54	36,173
Los Angeles	674,404	4,117	269,381	75,437	1,400,828	4,147	2,428,314
Mid Atlantic	21,878	1,954	13,254	12,636	1,575	3,933	55,230
Mid West	58,976	99,524	538,467	46,205	8,840	4,599	756,611
Mountain States	73,128	22,664	10,501	17,549	8,346	1,626	133,814
New England	-	-	2,508	3,774	-	448	6,730
Northern Prairie	1,168	-	83,410	6,678	188	1,556	93,000
Oregon	44,994	2,394	76,156	30,260	31,351	1,001	186,156
Sacramento	283,695	584	118,392	10,710	234,427	451	648,259
San Francisco/Oakland	402,994	234	157,126	28,364	602,686	2,330	1,193,734
Southeast	99,071	23,343	79,156	19,631	108	2,287	223,596
Southwest	638,551	15,613	71,180	18,395	461	5,130	749,330
Utah	240,758	6,839	179,712	25,879	925,099	1,469	1,379,756
Washington	92,099	1,218	6,202	19,044	7,279	2,379	128,221
Total	3,054,229	209,681	1,849,806	365,312	3,570,580	36,730	9,086,338

Goods Movement in Nevada

Exhibit 5-48 YEAR 2020 FREIGHT ESTIMATES BY MODE INBOUND FREIGHT TRAFFIC

Destination	Rail Car	Rail IMX	Truck Load	LTL	Pvt Truck	Air	Total
Las Vegas	3,739,210	68,273	3,564,213	246,163	3,046,459	71,934	10,736,252
North Nevada	2,398,509	-	746,547	56,218	734,658	10,509	3,946,441
Reno	446,932	338,102	1,052,247	108,491	824,709	-	2,770,481
South Nevada	64,171	2,287	31,643	1,147	46,251	-	145,499
Total	6,648,822	408,662	5,394,650	412,019	4,652,077	82,443	17,598,673

Origin	Rail Car	Rail IMX	Truck Load	LTL	Pvt Truck	Air	Total
Arizona	120,928	2,437	1,176,282	29,519	1,821,252	5,322	3,155,740
California	105,603	-	259,716	10,607	337,668	1,166	714,760
Central Prairie	273,065	58,591	23,208	19,281	8,994	4,199	387,338
Idaho	149,926	-	244,308	9,349	43,688	177	447,448
Los Angeles	42,258	3,604	776,144	83,289	1,089,552	8,715	2,003,562
Mid Atlantic	18,212	-	132,764	27,713	36,884	9,110	224,683
Mid West	124,652	238,471	676,939	33,881	25,162	15,134	1,114,239
Mountain States	989,770	9,667	21,895	6,201	4,109	2,333	1,033,975
New England	5,164	2,504	61,445	6,940	1,313	951	78,317
Northern Prairie	12,902	5,063	150,041	14,009	8,429	2,990	193,434
Oregon	118,309	-	278,907	10,374	63,057	1,584	472,231
Sacramento	8,319	1,067	258,989	10,731	389,698	1,321	670,125
San Francisco/Oakland	90,433	-	439,598	36,179	671,531	7,655	1,245,396
Southeast	51,739	66,231	260,946	40,849	51,855	6,813	478,433
Southwest	324,976	16,739	410,502	49,644	32,144	8,564	842,569
Utah	4,133,295	4,288	161,797	12,593	59,031	3,199	4,374,203
Washington	79,271	-	61,169	10,860	7,710	3,210	162,220
Total	6,648,822	408,662	5,394,650	412,019	4,652,077	82,443	17,598,673

Goods Movement in Nevada

**Exhibit 5-49
2020 MODAL SPLIT ACROSS THROUGH COMMODITIES
BY ORIGIN**

Origins	Rail Car	Rail IMX	Truck Load	LTL	Pvt Truck	Air	Total
Arizona	-	-	86,051	2,302	26,041	-	114,394
California	403,029	-	372,310	10,132	171,149	1	956,621
Central Prairie	4,071,125	1,564,507	58,583	53,282	11,269	6,256	5,765,022
Idaho	309,622	2,665	164,848	17,244	24,176	-	518,555
Los Angeles	-	-	1,172	150	276	17	1,615
Mid Atlantic	164,412	230,877	395,215	100,930	63,928	77,228	1,032,590
Mid West	1,239,501	3,920,792	824,031	149,331	42,021	52,431	6,228,107
Mountain States	1,195,491	165,512	78,865	28,582	2,705	8,176	1,479,331
New England	11,364	36,204	118,110	32,578	11,548	5,072	214,876
Northern Prairie	558,389	15,444	408,039	55,313	42,919	7,793	1,087,897
Oregon	195,961	-	223,162	7,372	52,679	26	479,200
Sacramento	2,329,358	1,916,811	1,153,654	103,144	270,048	13,804	5,786,819
San Francisco/Oakland	1,590,427	2,395,663	2,548,255	290,158	698,443	125,782	7,648,728
Southeast	207,079	10,378	87,428	34,461	38,354	2,189	379,889
Southwest	41,973	-	5,608	1,428	90	-	49,099
Utah	1,664,302	238,447	1,180,442	67,882	288,579	6,058	3,445,710
Washington	12,980	-	117	340	34	-	13,471
Total	13,995,013	10,497,300	7,705,890	954,629	1,744,259	304,833	35,201,924

**Exhibit 5-50
2020 MODAL SPLIT ACROSS THROUGH COMMODITIES
BY DESTINATION**

Destinations	Rail Car	Rail IMX	Truck Load	LTL	Pvt Truck	Air	Total
Arizona	99,523	-	16,450	2,160	5,405	-	123,538
California	979,043	5,672	246,016	28,141	123,439	2	1,382,313
Central Prairie	531,830	1,301,077	367,436	37,387	94,373	2,634	2,334,737
Idaho	20,461	-	86,377	6,135	17,240	4	130,217
Los Angeles	-	-	3,450	2,190	1,063	-	6,703
Mid Atlantic	818,105	207,354	944,877	103,060	260,876	48,842	2,383,114
Mid West	1,254,364	2,523,526	1,303,765	108,663	296,653	45,101	5,532,072
Mountain States	356,318	111,829	216,868	23,674	50,267	12,728	771,684
New England	216,428	40,751	340,920	35,727	104,983	10,153	748,962
Northern Prairie	189,242	3,336	488,384	30,090	142,011	9,930	862,993
Oregon	14,621	-	33,286	17,244	2,185	5	67,341
Sacramento	4,816,380	2,054,781	779,455	124,047	113,411	8,269	7,896,343
San Francisco/Oakland	3,604,676	4,124,373	2,288,028	369,324	381,778	156,927	10,925,106
Southeast	165,070	23,189	133,926	17,691	23,223	439	363,538
Southwest	2,981	-	523	21	35	-	3,560
Utah	925,971	101,412	452,978	48,831	125,877	9,799	1,664,868
Washington	-	-	3,151	244	1,440	-	4,835
Total	13,995,013	10,497,300	7,705,890	954,629	1,744,259	304,833	35,201,924

(This page intentionally left blank.)

Exhibit 5-51

TOTAL NEVADA INBOUND TONNAGE 2020 (Million Tons)

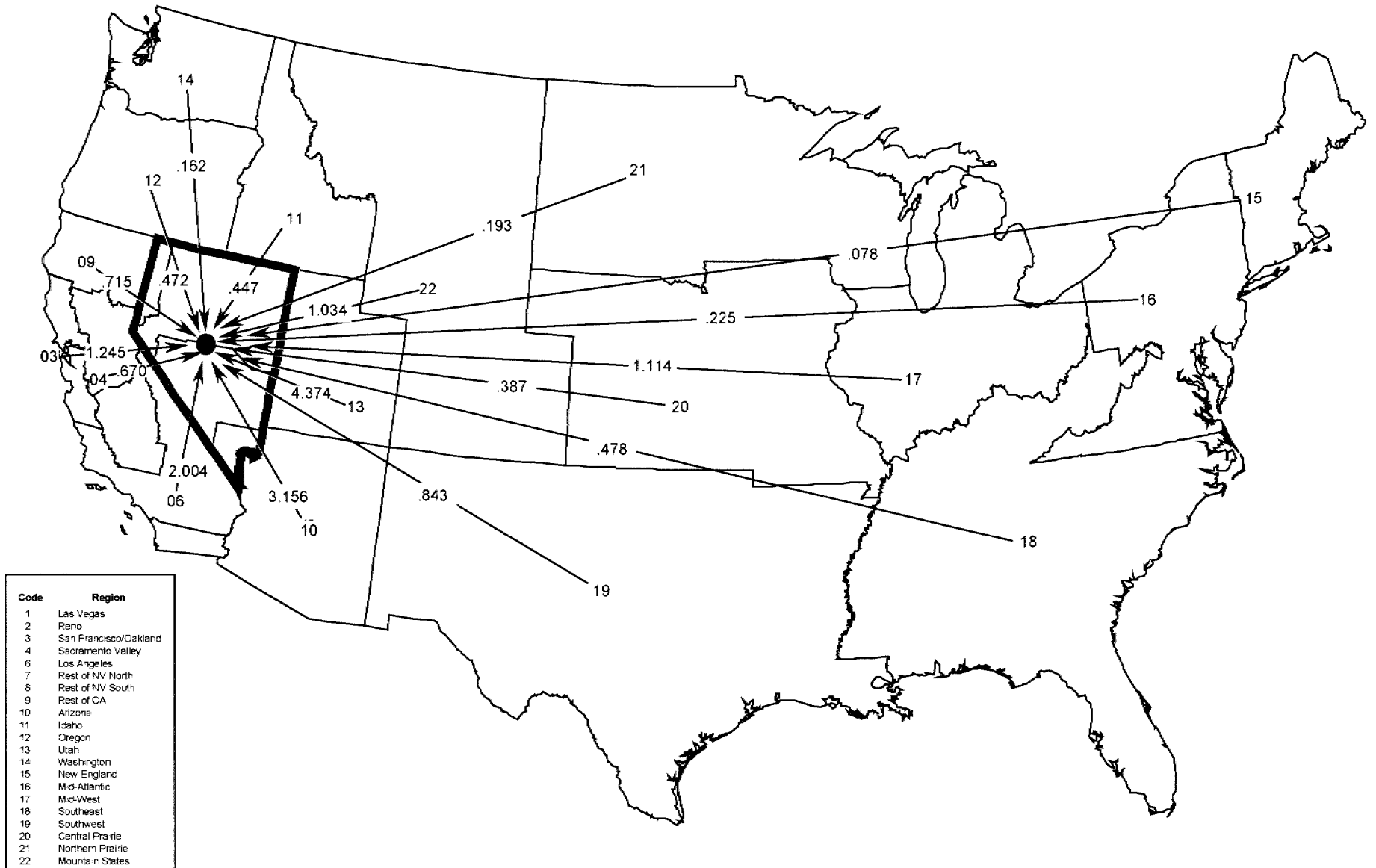


Exhibit 5-38

TOTAL NEVADA OUTBOUND TONNAGE 2005 (Million Tons)

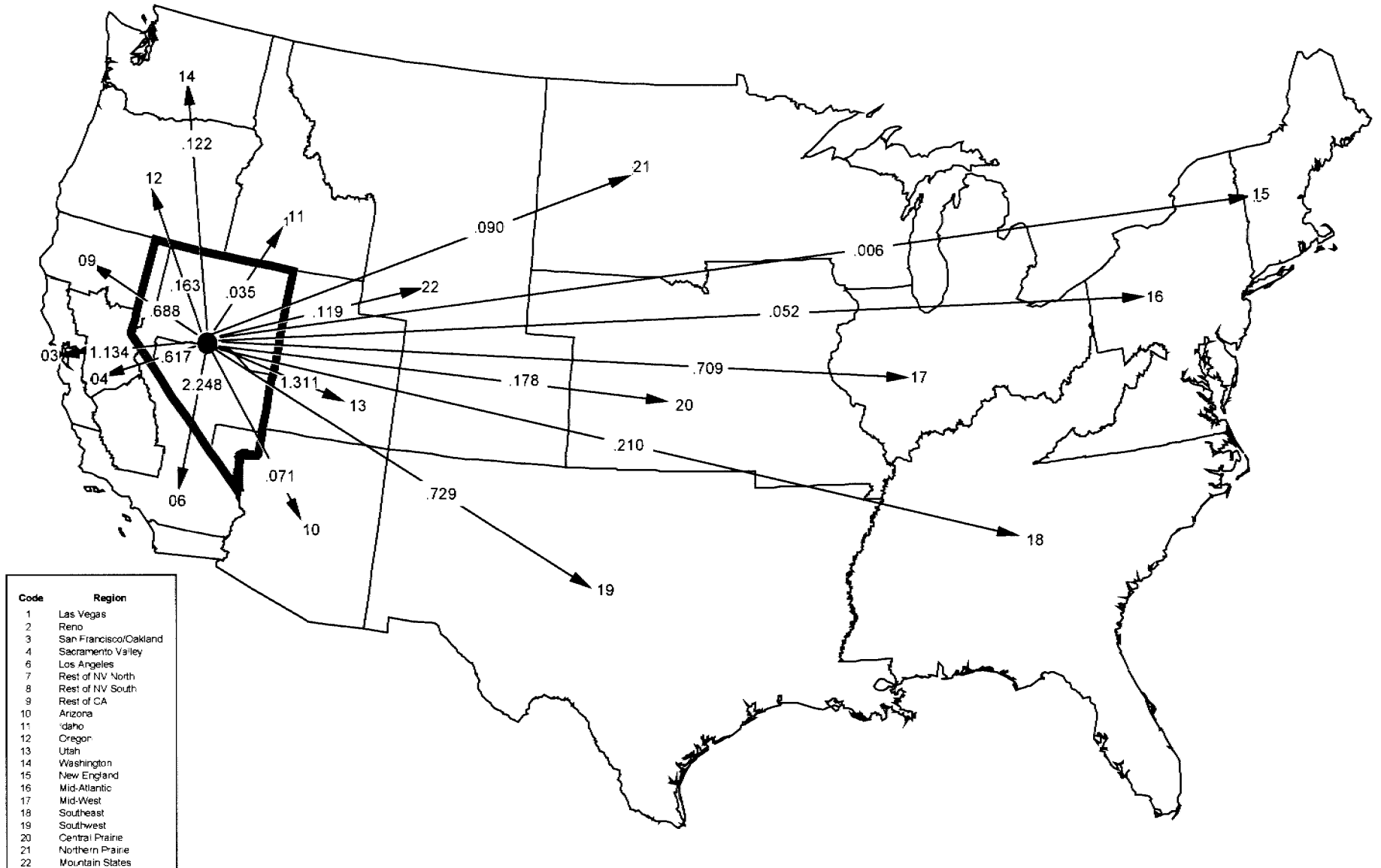


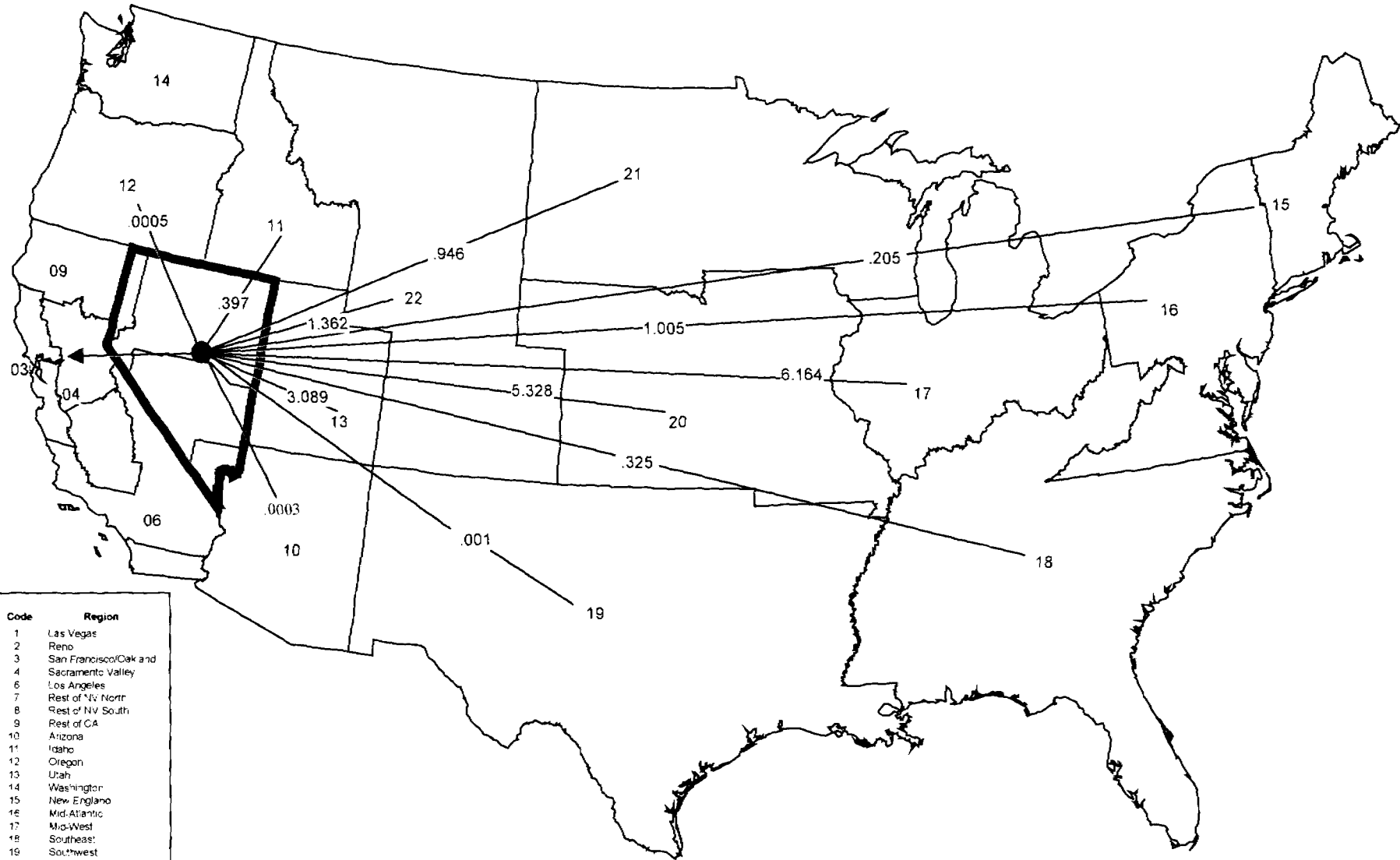
Exhibit 5-53

TOTAL EASTBOUND TONNAGE THROUGH NEVADA 2020 (Million Tons)



Exhibit 5-54

TOTAL WESTBOUND TONNAGE THROUGH NEVADA 2020 (Million Tons)



SHIPPER PERSPECTIVES ON THE NEVADA'S FREIGHT SYSTEM

In addition to developing the above statistical database, Nevada shippers were contacted in Phase 1 to determine their issues and concerns with respect to the Nevada's freight systems. Specifically, the effort was aimed at determining:

- ® How shippers are moving their freight;
- ® Why are they moving their freight the ways that they do;
- ® Identification of the main problems that shippers confront using the Nevada's freight systems; and
- ® Nevada's shippers objectives relative to their transportation requirements in the next five and 10 years.

Shipper insights were solicited in two ways. First, a printed survey was mailed to 160 Nevada shippers selected by NDOT from a list of 466 Nevada firms employing 20 or more employees. These 466 firms were identified using consulting team member Reebie Associates' *Freight Locater* software. Of these 160 shippers, 60 responded. A summary of their comments appears below.

Second, three shippers were interviewed by telephone for additional insight on factors that are most important in making freight transportation mode, carrier and routing decisions. A summary of their comments also appears below.

Transportation Mode Choice

The most commonly cited mode regularly used by survey respondents was for-hire truckload service, followed by for-hire less than truckload service, next day air parcel service, and other modes. The breakout of user choice is set forth in Exhibit 5-55.

Exhibit 5-55
TRANSPORTATION FREIGHT
SERVICES USED BY SURVEY
RESPONDENTS
by Percent of Respondents

For-hire truckload	70%
Next day air parcel	65%
For-hire less than truckload	62%
Private trucking	38%
Rail	27%
Other	13%
Regular air cargo	8%

Goods Movement in Nevada

Clearly, most of those surveyed depend on trucking, either for-hire or their own fleets, to ship and receive goods. Most firms also are regular users of next day air parcel services, such as United Parcel Service (UPS), Federal Express (Fed Ex), Airborne Express, etc. Other services, which shippers indicated that they regularly use, include UPS and Fed Ex ground services, customer pick-up of material produced or distributed at shipper facilities, and the US mail. It should be noted that using one mode does not preclude a shipper's use of other mode. Many firms using trucking services use rail and next day air parcel service as well.

Important Factors

Shippers were also asked to identify the factors that they consider when making their mode, carrier and routing decisions. Shippers rated seven specific factors on a scale ranging from unimportant to highly important. Reliability in the delivery of goods on the day expected was the most frequently cited as highly important. While several other factors, including door-to-door transit time, were also often cited, reliability was by far the leading factor indicated by Nevada shippers, as can be seen in Exhibit 5-56.

Exhibit 5-56
HIGHLY IMPORTANT FACTORS IN
SHIPMENT DECISIONS
by Percent of Respondents

Reliability (delivery on day expected)	70%
Transit time (door to door)	52%
Damage prevention	50%
Cost of transportation	47%
Safety	42%
Flexibility	17%
Availability of intermodal facilities	13%

Freight Transportation Problems

Shippers were also asked their impressions of the overall quality of the transportation services that they are receiving. Generally speaking, shippers reported that trucking and air cargo services are either getting better or at least remaining the same. On the other hand, shippers mostly felt their rail services are either remaining the same or are getting worse.¹ The survey results can be seen in Exhibit 5-57.

¹ The survey was performed at the height of UP service problems, which clearly affected shippers' perspectives.

Goods Movement in Nevada

Exhibit 5-57
FREIGHT TRANSPORTATION PROBLEMS IN SHIPMENT DECISIONS
by Percent of Respondents

	Better	Same	Worse
Rail freight service	3%	18%	18%
Trucking service	25%	48%	15%
Air cargo service	17%	50%	2%

Shippers rated six specific six transportation system problems on a scale ranking from very insignificant to very significant, with the results shown on Exhibit 5-58. Overall, pavement surfacing was cited most frequently as either significant or very significant. Congestion on the state's highways was also commonly cited as either a significant or a highly significant problem.

Exhibit 5-58
SIGNIFICANT OR HIGHLY SIGNIFICANT PROBLEMS BEING CONFRONTED BY SHIPPERS
by Percent of Respondents

Pavement surface	47%
Congestion	42%
Quality of air cargo service	35%
Truck weight/size restrictions	33%
Lower than warranted speed limits	28%
Quality of rail service	28%

In addition to these six problem areas, shippers individually submitted comments on other problem areas of significance to them. Two shippers named congestion on Hoover Dam. Three shippers expressed concern over generally unsatisfactory road conditions. One identified safety on the highways as in need of improvement.

Shipper Objectives

Shippers were also asked to identify their most important objectives over the next 5 to 10 years. Most commonly cited were objectives pertaining to business expansion, service improvement, and cost containment. Specifically, nine shippers reported that they intend to expand their business, either through adding production lines, boosting sales, or adding trucks. Another nine stated objectives relating to service improvements; one of the nine intends to establish a Just-In-Time (JIT) distribution center as more shipments become time-sensitive. Seven indicated objectives of maintaining and/or reducing costs.

Shipper Interviews

In addition to those shippers surveyed by mail, three others were contacted by telephone for their perspectives on factors important in their routing decisions. All three reiterated factors which were commonly cited as important or highly important by survey respondents. Specifically, these factors are transit time and cost of transportation services. Given the proprietary nature of the information regarding their shipping requirements, the companies are not identified,

Section 6

ECONOMIC IMPACT METHODOLOGY

INTRODUCTION

Underlying and supporting any attempt to diversify Nevada's economy is the transportation system which serves the private businesses that would expand in, or be attracted to, Nevada and its communities. Ample evidence exists to support the contention that any community which desires to diversify must have certain infrastructure items and certain characteristics, one of which is an efficient transportation system.

Transportation (freight and passenger) supports the entire economy of Nevada; in fact, there would be no real economy without transportation. For example, without freight transportation there would be no food or furniture delivered, no clothing in the stores, no coal for power plants. However, it would be improper to imply that transportation creates the Nevada economy - rather, transportation is only one of numerous requirements which support the economy.

ECONOMIC IMPACT METHODOLOGY

In this recommended analysis, the economic impacts of freight transportation in Nevada have been calculated using a methodology which has evolved over the past decade and is nationally recognized as the standard for conducting economic impact studies of transportation facilities and services. The methodology is consistent with that advocated for use by the US Department of Transportation, and explicitly follows suggested procedures.

The study methodology is an "impact" approach. It measures the importance of freight transportation as an industry, in terms of the employment and earnings it generates for the people of Nevada and the Nevada produced goods and services which it consumes.

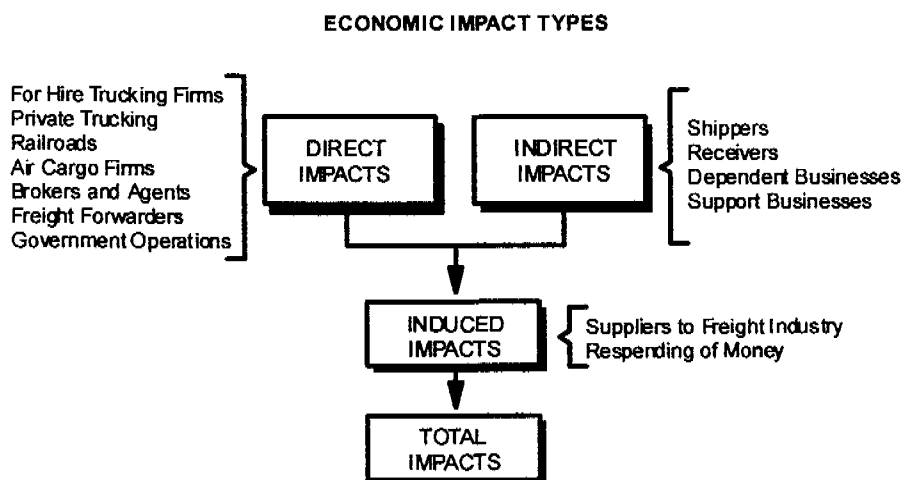
For Phase 2 study purposes, the freight industry was evaluated as it presently exists. The evaluation does not attempt to ask what would happen to the economy if freight transportation suddenly ceased to exist, since such events would be speculative at best. The study examines each component of freight transportation as an industrial unit, and calculates quantifiable impacts that occur directly or indirectly due to freight transportation. All impacts are expressed in annual terms, with all impact calculations based on the latest year for which data are available (for the evaluation, 1995 was the base year). All economic impacts are expressed in terms of dollars or jobs.

The dollar impacts themselves comprise financial transactions that are of benefit to the residents and businesses of Nevada. Any financial transaction that is of such regional benefit, and that is attributable to the freight transportation function, is included. Care is taken to avoid double counting of impacts.

TYPES OF ECONOMIC IMPACT

The Phase 2 study identified and examined those freight activities in Nevada that create economic impact. These impacts are of three types: 1) Direct, 2) Indirect, and 3) Induced. Combined, the three impact types yield the total economic impacts of freight transportation, as shown below. These Direct, Indirect and Induced economic impact types are defined as follows:

- ® **Direct** - These economic impacts occur as a consequence of providing freight



transportation services. These impacts usually are attributable to the actual movement of freight, and comprise the expenditures by firms which carry freight (truckers, railroads, air cargo); firms which serve the freight industry; governmental agencies which support freight transportation; and others. In every instance, the impacts include only expenditures where the recipient is located within the State of Nevada.

- ® **Indirect** - These economic impacts occur as a result of the use of freight transportation service. They include the firms that ship/receive the freight in Nevada, and the value added product that these firms derive which is of economic value to the residents of Nevada.
- ® **Induced** - The “indirect” and “direct” impacts represent increases in statewide final demand. Such increases do not represent total economic impact; there is also a “multiplier” effect. This multiplier effect comprises the local value of money as it circulates through the state economy and as individuals or firms associated with the freight transportation business buy goods and services in the Nevada economy.

The freight transport total economic impact is the sum of the three types of impacts.

ECONOMIC IMPACT OF GOODS MOVEMENT IN NEVADA

The following discussion focuses on the overall economic impact goods movement in Nevada has on the state's economy. In terms of dollars contributed to final demand and numbers of jobs supported by freight activity, goods movement in Nevada has a substantial economic impact.

This economic impact analysis includes the following:

- Ⓢ The total economic impact of all trade flows in the state in terms of dollars as well as jobs;
- Ⓢ A breakout of the economic impact of export activity;
- Ⓢ A breakout of the economic impact of local activity (that is, trade originating and terminating inside the state);
- Ⓢ A breakout of the economic impact of import activity, particularly its effect upon the transportation sector; and
- Ⓢ An overall analysis of goods movement effects on the transportation sector.

The intent of this economic impact assessment is to estimate and communicate the effect that the movement of exports, imports, and local goods has on the state's economy. To develop these estimates, commodity flows and the BEA's RIMS II regional multipliers were used.

Combined Economic Impact of All Trade Flows

In order to grasp the magnitude of the impact of goods movement in Nevada, it is helpful to begin with the economic impacts of all the various trade flows together. The components of this overall assessment include:

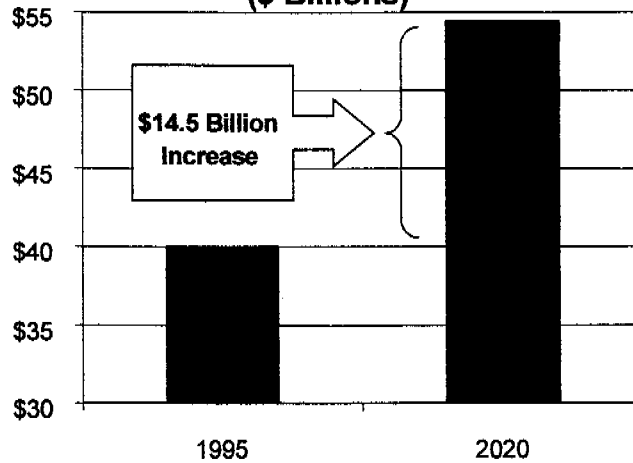
- Ⓢ Export flows from Nevada;
- Ⓢ Internal trade flows originating and terminating within Nevada; and
- Ⓢ The impact of import flows upon the transportation sector in Nevada.

By taking into consideration these trade flows, the value of the goods moved, and the origins and destinations of the goods, we can estimate the impact of this trade on Nevada. In other words, how do these flows impact the remainder of the economy? This trade plays a part in supporting many jobs in many industries, and has an effect on final demand throughout the economy.

Final Demand Impacts – In terms of economic activity generated, the combined impact of all trade flows in Nevada came to nearly \$40 billion in 1995. This means that the value of the flows in the state combined to have a multiplier effect on the remainder of the economy of almost \$40 billion in 1995. Forecasting out to 2020, the predicted impact in that year in Nevada will be over \$54 billion. These results are depicted in the following exhibit.

Exhibit 6-1

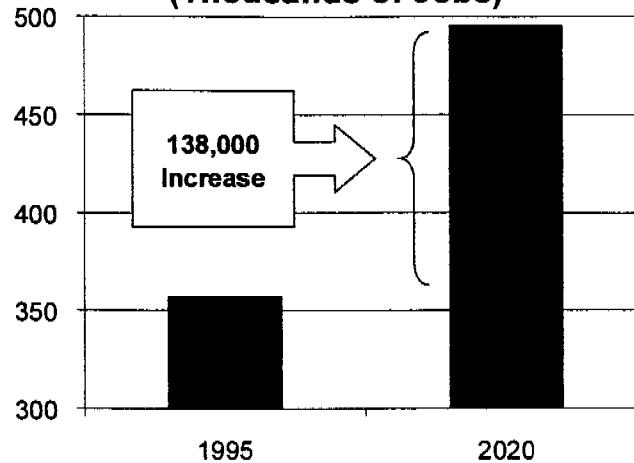
**Nevada All Trade Flows
Final Demand Impacts
(\$ Billions)**



Employment Impacts – In order to get a complete picture, it is important to consider the number of jobs affected by trade flows. Goods movement and trade in Nevada helps to support jobs throughout the economy. In 1995 total employment in Nevada was nearly 1 million jobs, and all the various trade flows in some way impacted over 350,000 of those. For 2020 Nevada’s total employment is expected to be over 1.8 million, this number is estimated to include nearly 500,000 jobs associated with trade. All of these jobs are not necessarily in the transport sector, but are spread out in the various industries in the state. The following exhibit depicts trade flow job impacts.

Exhibit 6-2

**Nevada All Trade Flows
Total Employment Impacts
(Thousands of Jobs)**

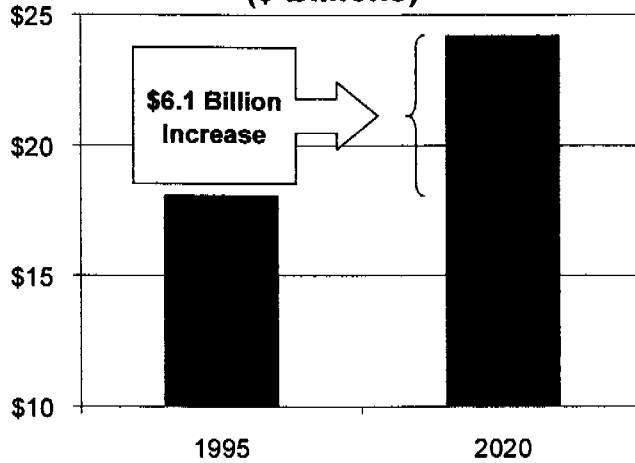


The Impact of Export Flows

In considering the economic activity associated with trade flows, it is useful to take into consideration each component of goods movement in the state. The first that will be considered is the impact of export flows out of Nevada.

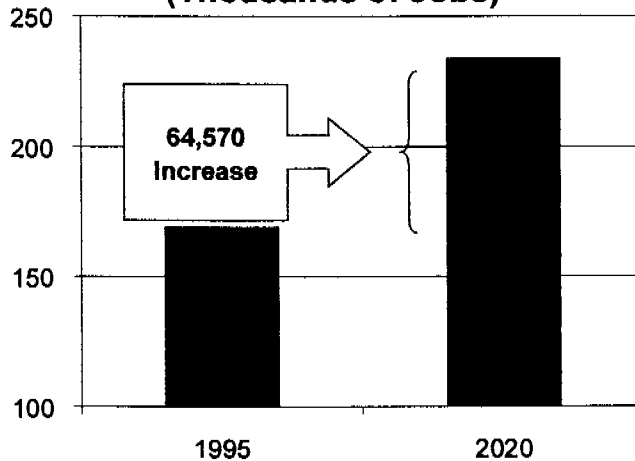
Final Demand Impacts – In terms of dollars of final demand generated in the economy, Nevada’s export goods movement was responsible for over \$18 billion of economic activity throughout the state in 1995. This figure is projected to be more than \$24 billion in 2020. The following exhibit illustrates this impact.

Exhibit 6-3
Nevada Export Flows
Final Demand Impacts
(\$ Billions)



Employment Impacts – Again, these trade flows help to support jobs in the state’s economy, and export flows were associated with almost 169,000 jobs in 1995. In 2020, export flows can be expected to help support about 233,500 jobs. The following exhibit depicts these figures.

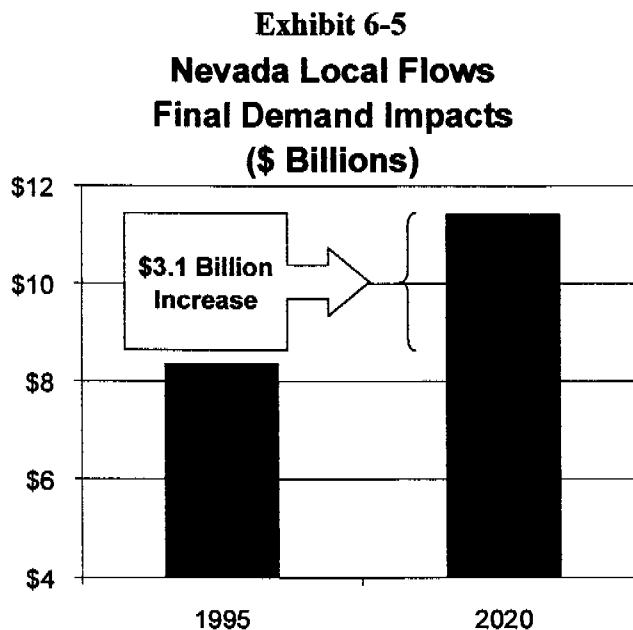
Exhibit 6-4
Nevada Export Flows
Employment Impacts
(Thousands of Jobs)



The Impact of Local Trade Flows

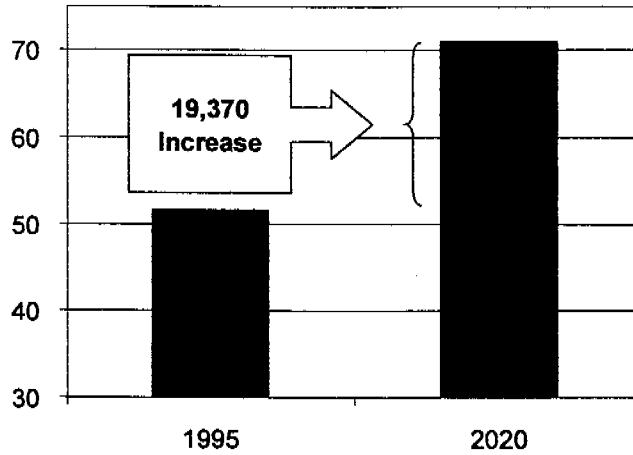
Not all trade is accounted for in the export and import categories. Some trade consists of goods that have both their origin and destination inside the state of Nevada. These goods movements are also important to the local economy, so they will be examined here.

Final Demand Impacts of Local Trade Flows – Local trade within the state accounted for \$8.3 billion in final demand in 1995 in the state of Nevada. This number will grow to about \$11.4 billion in 2020. This is shown in the following exhibit.



Employment Impacts – The internal trade flows will also help to support jobs in the state. In 1995, internal flows were associated with about 51,600 jobs. And in 2020, almost 71,000 jobs will be associated with local trade flows. These are depicted in the following exhibit.

Exhibit 6-6
Nevada Local Flows
Employment Impacts
(Thousands of Jobs)

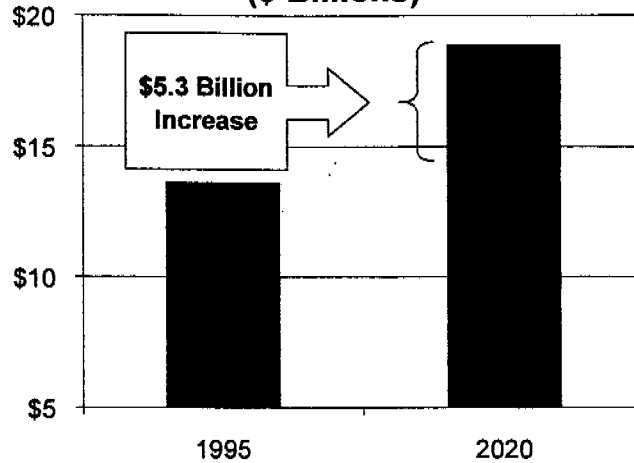


The Impact of Import Flows

Also taken into consideration is the flow of imports into the state. Since the income associated with the sale of these goods naturally goes to their place of origin, these estimates do not include dollars associated with all industry sectors. And since the transportation sector is directly impacted by these flows, this analysis will consider the effects of import flows upon the transportation industry only.

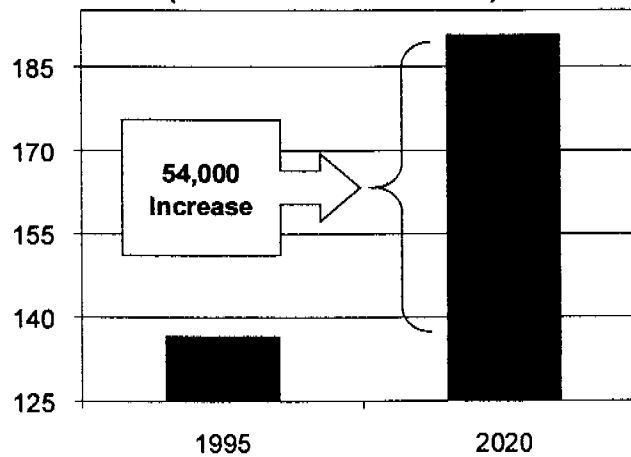
Final Demand Impact in the Transport Industry – Because the state imports many goods, the impact upon the local transport industry is substantial. In 1995, the final demand impact of import trade flows amounted to nearly \$14 billion. In 2020, this number should grow to around \$18.8 billion. These numbers are depicted in the below exhibit.

Exhibit 6-7
Nevada Import Flows
Transport Industry Impacts
(\$ Billions)



Employment Impacts of Import Flows – Import trade flows into the state of Nevada also account for jobs in the state’s transportation sector. In 1995, these jobs numbered over 136,000, while in 2020 they are estimated to grow to around 190,000. The following exhibit depicts these estimates.

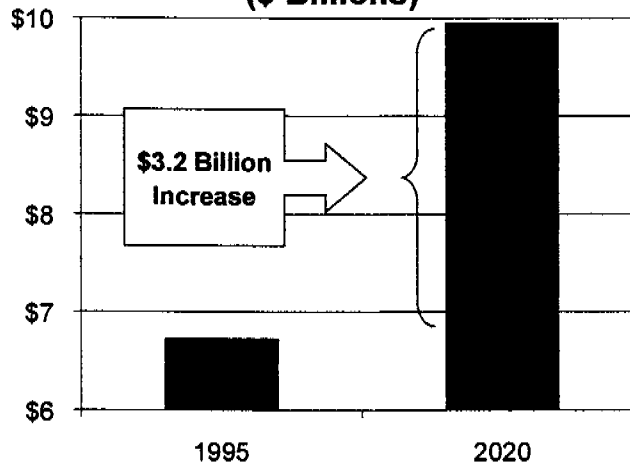
Exhibit 6-8
Nevada Import Flows
Transport Industry Jobs
(Thousands of Jobs)



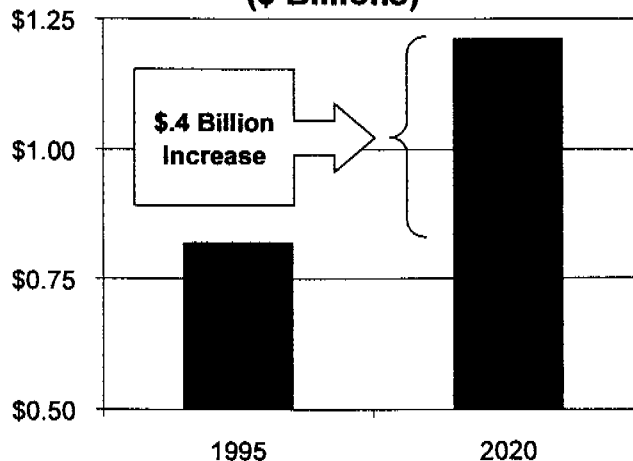
The Transportation Sector

The transportation sector was the focus of the analysis in the import sector, but is also an important part of the earlier estimates for exports and local trade flows. For instance, the final demand impacts described earlier for export flows include \$6.7 billion in 1995 for the transport sector, and almost \$9.5 billion in 2020. And in the case of local trade flow impacts, the transport sector was impacted by \$818 million in 1995, and is projected at \$1.2 billion in 2020. The following exhibits depict these values.

**Exhibit 6-9
Nevada Export Flows
Transport Industry Impacts
(\$ Billions)**



**Exhibit 6-10
Nevada Local Flows
Transport Industry Impacts
(\$ Billions)**



Economic Impact Conclusion

Economic transactions, by definition, include one of the above discussed components – an export trade flow, a local trade flow, or an import trade flow. Because of this, when the economic impact of trade flows is assessed, they are bound to provide a substantial contribution to the economy in question. This is certainly the case in Nevada.

The total economic impact in dollars for 1995's trade flows in the state were estimated at around \$40 billion and almost 357,000 jobs. For 2020, these figures are projected at over \$54 billion and 495,000 jobs.

The flow of goods through Nevada, therefore, impacts all phases of its economy. In terms of exports, local trade, and import trade flows, the final demand and employment impacts represent a significant portion of all economic activity in the state.

Section 7

FREIGHT-ORIENTED CONCLUSIONS AND RECOMMENDATIONS

INTRODUCTION

The *Nevada Statewide Intermodal Goods Movement Study* represents an initial step in the subject of freight transportation. This initial step included an overview of the state's freight transportation systems, the use that is made of those systems, and the identification of issues and problems relative to freight transportation in Nevada. It also included an economic assessment of the importance of goods movement to the state.

Presented below are findings and recommendations from this effort. First, strengths and weaknesses of Nevada's freight transportation system are discussed. The key freight transportation issues are cited, along with strategies to improve goods movement. Finally, the study concludes with a recommended intermodal freight planning process for Nevada.

STRENGTHS AND WEAKNESSES OF NEVADA'S FREIGHT SYSTEM

Insights regarding the strengths and weaknesses of the state's freight systems are drawn from four analyses developed for this study. One is the commodity flow analysis, another the shipper survey/interview effort, and the third is the trucker survey, results of which appear in Chapter 3. The fourth is an assessment of Nevada's freight infrastructure, augmented by comments from the state's regional Economic Development Agencies.

Insights from Commodity Flow Analysis

In terms of exports, Nevada enjoys the strength of a wide diversification of destinations for its export commodities, and therefore is not over-reliant on the economy of any one area. Major destinations include Utah, Los Angeles, the San Francisco Bay Area, the Southwest, the Sacramento Valley, and other parts of Northern California. Also, the state's rail, highway, and air carriers are expected to see increases in their business over the long term, and therefore can be expected to continue investments in their systems. A weakness lies in that export commodities are dominated by a few bulk, lower value commodities. These are clays and nonmetallic minerals.

On the import side, Nevada enjoys transportation cost benefit derived from being adjacent to Utah, which is the primary source of the state's single largest import - coal. Nevada also enjoys a transportation cost benefit by virtue of its proximity to its largest overall import provider - California. The commodity forecast noted in Chapter 5 indicates that California will continue to be Nevada's largest importer well into the future.

Arguably, Nevada's single largest commodity flow weakness is that the state imports more than it exports - on the order of almost two to one, in terms of tons. This deficit is forecast to continue, at least through 2020. Ultimately, the extent to which this deficit represents a weakness rests on

Freight-Oriented Conclusions and Recommendations

the ability of other sectors of the state's economy to offset it. Summary detail of commodity flows for 1995, 2005 and 2020 appears below.

Commodity Flows for 1995 – Nevada's inbound flows (imports from other states) totaled 13.7 million tons, while outbound flows (exports to other states) reached slightly over 7 million tons. External trade (imports and exports) is dominated by California, Arizona and Utah. Trade with these three states total 20.7 million tons, or 63.7 percent of all external trade. At almost 2 million tons, Los Angeles was Nevada's single largest export market. Las Vegas was the state's largest importer of freight, and its largest exporter. At 8.3 million tons, its inbound flows exceeded its outbound flows by more than twice. Las Vegas's inbound volumes were almost double that of the rest of the state combined. In that year, 29.3 million tons of freight flowed through Nevada, primarily by rail (carload and intermodal).

Commodity Flows for 2005 – At about 16.1 million tons, California, Arizona and Utah will account for 65 percent of Nevada's inbound and outbound freight volumes. Receiving 2.2 million tons of Nevada's freight, Los Angeles will be Nevada's largest export market. Generating 4.2 million tons of outbound freight, Las Vegas will be the largest freight export origin in the state. At almost 10 million tons, Las Vegas's inbound volume will be almost twice that of the rest of the state combined. In all, about 36.4 million tons of freight will pass through Nevada in that year, primarily by rail.

Commodity Flows for 2020 – California, Arizona, and Utah again will be Nevada's largest trading partners. These three states alone will account for 18.6 million tons, or about 70 percent, of inbound and outbound commodity shipments. Los Angeles will be Nevada's single largest market, receiving 2.4 million tons of Nevada's exports. Generating 4.5 million tons of outbound freight, Las Vegas will be the largest export origin in Nevada. Las Vegas also will be the state's largest import market. At almost 11 million tons, its import volume will be almost twice that of the rest of the state combined. In all, 35.2 million tons of freight will flow through Nevada, primarily by rail. The total will be a slight decrease from through volume in 2005.

Insights from the Shipper Outreach

Shippers identified trucking and air cargo services as strong points in the state's transportation system. Rail service, however, was seen as problematic. Certainly contributing to this perception were the service problems experienced by UP, outside Nevada, in 1997 and most of 1998. However, these problems likely will lessen, as UP continues to implement corrective action. Also, BNSF can be expected to play an ever-increasing role in Northern Nevada, where it enjoys trackage rights on UP. BNSF's presence there offers the prospect of both competition for shippers' business as well as a service alternative to UP.

Other weaknesses in the state's transportation systems that shippers identified were rough road surface conditions and reoccurring motor vehicle congestion.

Freight-Oriented Conclusions and Recommendations

Trucker Survey

Shipper concerns over reoccurring congestion and rough road conditions were echoed by truckers surveyed for this report. Congestion problems cited were in the major metropolitan areas of Reno and Las Vegas. Particular rough road conditions were reported in Northern, Southern and Western Nevada.

On the other hand, truckers on average reported being only slightly concerned with highway access, indicating that highway access overall is viewed as a strong point of the system. Nevertheless, problems were cited. These pertained to operating, planning, and design issues rather than specific locations.

Nevada's Transportation Infrastructure Strengths

- ⊗ Superior east – west highway routes:
 1. I 80 serves the growing Reno/Sparks area as well as the rest of Northern Nevada. It provides access to major markets in Northern California to the west, as well as growing intermountain areas like Salt Lake City to the east.
 2. US 50 and US 6 provides a direct route across central Nevada. US 50A provides access to I 80 at Fernley.
 3. I 15 serves the rapidly growing Las Vegas area, and provides links to major markets in Southern California as well as intermountain areas such as Salt Lake City.
- ⊗ Superior north – south highway routes:
 1. US 95 through western Nevada links Oregon with Las Vegas.
 2. US 93 through eastern Nevada links Idaho with Las Vegas and major markets in Arizona. US 93A provides access to northwestern Utah at a junction with I 80 near Wendover.
 3. Though serving a comparatively small sector of northwestern Nevada, US 395 provides a critical link for Northern Nevada businesses to major markets in Southern California.
- ⊗ Superior airport facilities:
 1. Reno/Tahoe International Airport: more than 20 air commercial air carriers provide freight service at the airport. Various projects at the airport identified by NDOT and planned for the 2000-2009 period total \$16.7 million.
 2. McCarran International Airport: nearly 30 air carriers provide air freight service at the airport. Major airport projects planned for the 2000-2009 period include land acquisition for facility expansion.

Freight-Oriented Conclusions and Recommendations

- Ⓜ Railroad service and facilities:
 1. Northern Nevada is served by two competing Class 1 railroads: the Union Pacific Railroad (UP) and the Burlington Northern and Santa Fe Railway (BNSF). The railroads use two continental routes now belonging to UP and accessible to BNSF via trackage rights: the historic Southern Pacific route and the historical Western Pacific route. These routes are parallel through most of Northern Nevada.
 2. Both railroads provide carload services in Northern Nevada.
 3. UP's traditional transcontinental route serves Southern Nevada with carload and intermodal traffic.
 4. UP has two intermodal facilities in the Reno area, and a third facility nine miles northeast of the Las Vegas area at Valley.

Transportation Infrastructure Weaknesses

- Ⓜ Reoccurring congestion. Particularly troublesome areas, identified in interviews with truckers in Phase 1 of this study and by the state's numerous Economic Development Agencies (EDAs) in Phase 2, are:
 1. The I 80 – I 580 interchange in Reno, where continuing development north of Reno is resulting in congestion that is particularly noticeable during commute hours.
 2. US 395 north of Reno, where continuing development is resulting in congestion that is particularly noticeable during commute hours.
 3. I 80 over Donner Pass, where steep grades and heavy interstate traffic result in congestion.
 4. US 50A between Fernley and Fallon, where increasing truck and motor vehicle traffic due to booming economic conditions is resulting in congestion.
 5. US 50 in Fallon, for which the local EDA supports a bypass as mitigation.
 6. US 95 in Fallon, for which the local EDA supports a bypass as mitigation.
 7. US 50 between Carson City and Fallon. Congestion is increasing as more industry moves into areas along US 50.
 8. US 95 northwest of Las Vegas, which experiences heavy congestion during the morning and evening commute hours.
 9. I 15 through Las Vegas, particularly in the weekday afternoon hours.
 10. US 93 at the Hoover Dam, where winding, two-lane roads often backup in severe congestion.
- Ⓜ No commercial air freight service at Winnemucca for Humboldt and Lander County businesses. Shipments must be trucked either to Elko in the east or Reno in the west.

Freight-Oriented Conclusions and Recommendations

The Commission on Economic Development for Nevada indicated that the desire for enhanced air freight services is widespread among the rural areas in the state.

- Ⓜ Limited railroad competition:
 1. Only one railroad, UP, serves Southern Nevada.
 2. Though BNSF also serves carload traffic in Northern Nevada, only UP offers intermodal service in Northern Nevada. Typically, growth rates of intermodal traffic exceed carload traffic by significant percentages.
 3. Several EDAs report that the railroads are difficult to contact as they continue to reduce local field personnel, who provided the day-to-day communication with shippers in the past.
- Ⓜ Some railroad branch lines are becoming increasingly ineffectual for moving freight. No branch line has a maximum speed limit of more than 25 MPH. Most are limited to 10 MPH. The Northern Nevada Railroad, operated by BHP Copper and linking Ely with the UP main line at Shafter closed, in July 1999.
- Ⓜ No intermodal goods movement planning process exists whereby projects can be identified according to specific criteria and prioritized according to benefits to be derived from the investments.

KEY FREIGHT TRANSPORTATION ISSUES CONFRONTING NEVADA

Attractiveness and Utility of the State's Freight Systems

As Nevada continues to attract new residents and new business, it will be essential to ensure that the strengths of the state's transportation systems are maintained. It has been noted in this report that shippers view the state's air cargo and trucking systems positively. While rail is seen in a less than favorable light, prospects for significant improvement are likely. Therefore, it can be argued that the state's transportation systems as currently configured are strengths for keeping existing business and attracting new business. The challenge for the state will be to see that these systems retain their attractiveness well into the future.

Specific transportation system problems that need to be addressed are road surface conditions and congestion. As can be noted in Chapter 3, the state is aware of these problems and is allocating significant construction and maintenance resources to correct roadway operational and structural deficiencies.

Intermodal Facilities

Nevada has three freight intermodal facilities, where COFC and TOFC traffic is transferred between rail cars and trucks. These are at the Sparks and Parr yards in the Reno area, and at Valley northwest of Las Vegas. All three are UP yards, though BNSF utilizes Sparks for its

Freight-Oriented Conclusions and Recommendations

intermodal traffic. Evidenced by the slight concern which truckers indicated regarding access to intermodal facilities, both the railroads and the state's transportation planners appear to be addressing the requirements of their intermodal customers in Nevada.

Nevertheless, these facilities have remained outside public sector freight planning efforts. Such efforts are well underway in the west. Both the *Western Transportation Trade Network Study* and the CANAMEX Trade Corridor study reflect new interest, from a public policy perspective, in including freight in transportation planning. These and other "corridor" studies attempt to identify opportunities to enhance the efficiency of major freight routes. In a corridor context, the state's intermodal facilities can be seen as the links between local economies and more distant markets. Accordingly, the state would be well served to explore opportunities to include these facilities in state, regional and federal transportation planning efforts. Ultimately, such inclusion could result in funding for improvements at these facilities, furthering economic development in Nevada by tying the state more closely to the origins and destinations of its freight.

MODAL GOALS AND STRATEGIES TO IMPROVE GOODS MOVEMENT

In this section, goals and strategies that NDOT might explore to improve goods movement are identified. The approach followed was to review freight plans and studies from various states for goals and strategies relating to improving goods movement on highway, air, and rail modes¹. In order to determine the relevance of these goals and strategies for Nevada, they were set against the background of modal issues raised in discussions with the state's Economic Development Agencies (EDAs)².

In the analysis below, strategies of the various states are enumerated by mode. As these strategies are state-specific and in many cases repetitive, they are generalized into shorter lists. The lists in turn are compared to lists of modal problem issues identified by the Nevada EDAs. The issues also are generalized, to avoid regional specificity and repetition. The comparison reveals where goals and strategies are well matched to problems. A gap – where, for example, a strategy may not exist to address a particular problem – would indicate an opportunity for NDOT to craft an improvement strategy.

Illustrative of a gap would be the lack of a strategy articulated by NDOT to facilitate better railroad contact with shippers. The lack of sufficient local contacts with main line railroads was a

¹ State plans reviewed were:

- *Washington's Transportation Plan*, Washington State Department of Transportation, April 1996
- *State Goods Movement Strategy*, California Department of Transportation, August 1998
- *Integrated Freight Plan*, Maine Department of Transportation, May 1998
- *Freight Moves the Oregon Economy*, Oregon Department of Transportation, July 1999
- *Access Ohio*, Ohio Department of Transportation, 1995
- *Iowa in Motion*, Iowa Department of Transportation, May 1999

² Modal issues raised by the EDAs are discussed in Chapters 2, 3, and 4 of this report.

Freight-Oriented Conclusions and Recommendations

serious issue repeated by several of Nevada's rural EDAs. Good contact was synonymous with good service, according to them. The issue, therefore, appears to present an opportunity for NDOT to create a strategy tailored to the needs of state rail shippers.

Highways

State Goals and Strategies

1. Maintain state highways on a daily basis to ensure safe, reliable and pleasant movement of people and goods.
2. Support efficient and reliable freight movement on state highways.
3. Preserve the highway infrastructure cost effectively to protect the public investment.
4. Improve mobility within congested corridors.
5. Provide the safest possible highways within available resources.
6. Support efficient and reliable freight movement on state highways.
7. Develop the state highway system by:
 - a.) Preparing major Investment Studies and Corridor Studies.
 - b.) Evaluating truck-only facilities.
 - c.) Improving and rehabilitate rural highways.
8. Expand the development of grade separations.
9. Optimize the local arterial systems.
10. Standardize exit signing.
11. Widen key major highways to relieve major bottlenecks for the flow of freight and passenger traffic.
12. Improve the capacity and quality of second tier roadways, which are heavily used for freight movements by, for example, using special pavement designs for carrying heavy loads.
13. Initiate a variety of actions to improve commercial vehicle operations in the state, including:
 - a.) The automation of credentialing and safety enforcement functions.
 - b.) Construction of new rest areas.
 - c.) Resolution of issues arising from the upcoming Federal Truck Size and Weight Study.
 - d.) Improvements in road postings.
 - e.) Intelligent Transportation Systems (ITS)/Commercial Vehicle Operations (CVO) strategies as identified in the state's ITS/CVO Business Plan.
14. Implement policies and actions in the state highway plans. Among these policies and actions are:

Freight-Oriented Conclusions and Recommendations

15. Apply performance standards appropriate to the movement of freight on freight routes.
16. Prepare a statewide freight study to address (1) the role of trucks and other freight modes in Oregon's economy, (2) freight mobility and accessibility issues, (3) current, near term and long term needs, and other topics.
17. Identify roadway obstacles and barriers to efficient truck movements on state highways.
18. Improve primary highways and bridges.
19. Improve commercial and industrial network highways and bridge systems, including rail/highway grade separations.

Generalized Strategies regarding Highways

- ® Preserve highway infrastructure cost effectively for people and freight.
- ® Identify key corridors for freight movement.
- ® Assess improvement needs for key corridors, including second tier highways that are used heavily for freight. Utilize performance measures.
- ® Make strategic improvements to facilitate mobility and to support efficient and reliable freight movement.

Generalized Needs Identified by Nevada's Regional EDAs

- ® Address congestion, particularly in and around the Las Vegas area, Reno, Carson City and Fallon. Critical stretches include:
 1. Las Vegas to Summerlin on US 95.
 2. I 15 and Las Vegas Boulevard to the Las Vegas Speedway.
 3. The I 80 and I 580 (US 395) interchange in Reno.
 4. US 395 through Carson City, for which the EDA supports a bypass.
 5. US 50 and US 95 through Fallon, for which the EDA supports bypasses.
- ® Lane widening to handle increasing traffic. Critical stretches include:
 1. I 15 between Las Vegas to the California State Line.
 2. US 50 between Carson City to Fallon.
 3. US 50A between Fernley and the junction with US 50 west of Fallon.
 4. US 95 between Tonopah and the Clark County Line.
 5. US 93 between Boulder City west of Hoover Dam and the Arizona State Line
- ® Improve rural highways to relieve traffic on NHS highways and to serve as short cuts between NHS highways. One concept included investments in SR 839 to provide an efficient link between US 95 and US 50 in western Nevada.

Freight-Oriented Conclusions and Recommendations

Highway Strategies Appropriate for Nevada - The goals and strategies distilled from the various state plans and studies could be employed in Nevada to alleviate goods movement concerns raised by the state's EDAs. Reoccurring themes in the EDA comments were desires for congestion relief and enhanced mobility. Accordingly, NDOT might identify the key corridors for goods movement, assess conditions with performance measures, and make strategic improvements resulting in freer movement of people and goods.

Aviation

State Aviation Goals and Strategies

1. Maintain and improve aviation facilities for safe and efficient conditions.
2. Refurbish airport facilities when cost effective.
3. Provide technical assistance to local agencies for protecting airports threatened by incompatible land uses. Acquire or assist with relocation of essential airports threatened with closure.
4. Partner with government agencies for improved access, connectivity, and infrastructure at aviation facilities.
5. Advocate the movement of goods through airport facilities.
6. Expand air cargo facilities.
7. Improve terminal access.
8. Investigate policies to enhance air freight service in the state.
9. Continue working to address air freight issues cited in state Aviation Plans. Air freight needs consist of improvements to roads and improvements to airport facilities.
10. Improve the state commercial airport infrastructure.
11. Improve the state's commercial air service.

Generalized Strategies regarding Airports and Air Freight

- Ⓜ Preserve existing air cargo facilities.
- Ⓜ Expand air cargo facilities and services.
- Ⓜ Improve terminal access.
- Ⓜ Partner with government agencies to improve facilities and access.

Generalized Needs Identified by Nevada's regional EDAs

- Ⓜ Improved airport access from major highways. This was cited with regard to the Elko Regional Airport access from I 80.

Freight-Oriented Conclusions and Recommendations

- Ⓜ New facilities to serve growing demand for air freight services. This was cited with regard to airports in Esmeralda and Nye Counties, and Las Vegas.
- Ⓜ New facilities to draw business to rural areas. This was cited with regard to Mineral County and Winnemucca.
- Ⓜ Improved facilities to maintain utility of existing facilities. This was cited with regard to Yelland Field in Ely.

Strategies Appropriate for Nevada - As EDA comments as well as the generalized strategies identified from state plans and studies focused on preserving facilities, on new facilities, and on access, it would appear that all of the generalized strategies could be employed in Nevada to alleviate goods movement concerns.

Rail and Rail Intermodal Facilities

State Goals and Strategies

1. Ensure adequate main line freight capacity and safety, and enhance access and capacity to intermodal terminals. Strategies include:
 - a.) Advocacy: promote and facilitate the expansion of main line freight railroad capacity by private railroad companies and the improvement of rail access to and efficient use of intermodal terminals and ports.
 - b.) Investments: improve efficiency and safety of the state's transportation infrastructure by partnering with local agencies, railroads, and others to improve main line capacity. Improve highway/rail interfaces and connections. Build sidings, switching yards, and grade separations at key rail facilities and roadways. Improve access to main lines.
2. Preserve and enhance service on branch lines, promote continued service on light density lines, and preserve essential lines threatened with abandonment. Strategies include:
 - a.) Advocacy: facilitate and promote the continuation and improvement of freight service on branch and light density rail lines.
 - b.) Investment: continue and increase state financial assistance in the form of loans and grants through the Essential Rail Assistance program.
 - c.) Establish a State permanent funding source for the preservation of branch and light density lines.
3. Preserve rail corridors with statewide significance for future rail purposed by purchase of rights-of-way or provision of loan funds to local jurisdictions to preserve corridors with local significance.
4. Facilitate rail system improvements that increase the capacity and efficiency of the state rail system.
5. Examine/facilitate freight rail operations.

Freight-Oriented Conclusions and Recommendations

6. Prepare a state freight rail study.
7. Facilitate intermodal terminal development.
8. Improve rail terminal access.
9. Continue investment to assist the state's regional railroads.
10. Continue investment in truck/rail intermodal facilities.
11. Update state rail freight plans, with a focus on light density line needs for capital improvements. These lines are chronically short on investment dollars. Consequently, shippers on these lines are typically at a competitive advantage relative to shippers on main lines.
12. Eliminate access barriers to intermodal facilities.
13. Rehabilitate light density or branch lines. Major railroads have spun off many of these to "short line" rail operating companies. Examples include RailAmerica, Inc., which is the largest owner and operator on former Class 1 branch lines.

Generalized Strategies regarding Railroads

- ® Preserve main line capacity.
- ® Preserve viability of light density lines (branch and short lines) in terms of infrastructure requirements.
- ® Identify and preserve strategic rail corridors that can provide capacity in the future.
- ® Identify needs for strategic investments to facilitate efficient freight rail movements. Included would be main line investments, essential light density line investments, and truck/rail intermodal facility investments.

Generalized Needs Identified by Nevada's Regional EDAs

- ® Improved contact with UP and BNSF for local shippers. This was cited with regard to shippers in Elko County and in Winnemucca.
- ® Service expansion to facilitate goods movement. This was cited with regard to utilization of the US Army's branch line from Wabuska to Hawthorne for commercial railroad operations. The line currently is used exclusively for movement of Army traffic.
- ® Facility expansion to facilitate goods movement. This was cited with regard to proposals for building a UP rail spur into an industrial park in Lincoln County and for linking the US Army branch line at Hawthorne with the UP main line in Las Vegas.
- ® Preservation of strategic rail corridors. This was cited with regard to the Nevada Northern Railroad (operated by BHP Copper), which ceased running trains through

Freight-Oriented Conclusions and Recommendations

White Pine County in 1999. The Nevada Northern is the only rail line serving eastern central Nevada.

Strategies Appropriate for Nevada - All of the strategies distilled from the various state plans could be employed in Nevada to alleviate concerns raised by the state's regional EDAs. In addition, EDA comments reveal a need for a strategy to improve main line railroad contacts to improve rail service for Nevada shippers.

Other Strategies

While state plans and studies included mode-specific goals and strategies, the documents also included other strategies that were not specific to highways, airports or railroads. Among these were:

1. Continue research and development of technology facilitating goods movement. An example could be Intelligent Transportation Systems (ITS).
2. Implement state and regional transportation information systems.
3. Update freight policies and actions as needed in transportation plans.
4. Consider developing a State Freight Policy.
5. Continue assisting state DOT regions, MPOs, and others with freight transportation planning.
6. Fill in information gaps in freight planning through such means as developing commodity flow information statewide.
7. Continue to identify systems needs, through such means as developing an Intermodal Management System or setting up a STIP process to improve highways with freight impediments.
8. Preserve and manage the state's existing multimodal transportation system and resources.
9. Enhance the state's comparative economic advantage with an efficient multimodal system.
10. Use a cooperative planning process to develop an effective and efficient transportation system.
11. Improve safety.
12. Seek stable revenues for the preservation and maintenance of existing services, plus the provision for new facilities.

Freight-Oriented Conclusions and Recommendations

Generalized Strategies

- Ⓢ Pursue research and development projects resulting in technology furthering goods movement.
- Ⓢ Coordinate state, regional and local transportation planning efforts with regard to goods movement.
- Ⓢ Gather information to identify problems and opportunities for improvements.
- Ⓢ Plan improvements to further economic development.
- Ⓢ Improve safety.
- Ⓢ Seek reliable revenue sources for goods movement improvements.

Strategies Appropriate for Nevada - Generally speaking, all of the strategies distilled from the various state plans could be employed in Nevada to further transportation planning.

Summary

The generalized goals and strategies based on a review of specific plans to improve goods movement appear to be relevant to Nevada. In addition, NDOT might adopt a strategy aimed at bettering contact between Nevada shippers and communities with the main line railroads – UP and BNSF. Various EDAs cited the lack of local railroad contacts as a reason why rail service is slow to improve. As a means to improve contact, NDOT could meet with senior railroad officials and alert them formally of the agency's concern for the state's rail shippers.

INTERMODAL FREIGHT PLANNING PROCESS FOR NEVADA

In an effort to envision an intermodal freight planning process for NDOT, freight planning documents from various states were reviewed to determine common and practical elements for such a process³. Found among the state concepts and model processes were five elements that –

³ State documents reviewed were:

- *Statewide Goods Movement Strategy*, California Department of Transportation, August 1998
- *Freight Moves the Oregon Economy*, Oregon Department of Transportation, July 1999
- *Washington's Transportation Plan*, Washington State Department of Transportation (WSDOT), April 1996, and WSDOT's *RTPO Transportation Planning Guidebook*, June 1998
- *Methodology for Statewide Intermodal Freight Transportation Planning*, Virginia Transportation Research Council, December 1998
- *Integrated Freight Plan*, Maine Department of Transportation, May 1998
- *Freight Movement in the Commonwealth*, Pennsylvania State Transportation Advisory Committee, April 1999
- *Activities and Recommendations Report*, Washington State's Freight Mobility Strategic Investment Board, 1998
- *1998 Activities & Recommendation Report*, Freight Mobility Strategic Investment Board, State of Washington

Freight-Oriented Conclusions and Recommendations

taken together – seem to offer both a practical and common sense way to approach freight planning. These elements were:

1. Establishment of planning principals to guide planning efforts.
2. Development of a freight planning methodology to identify high leverage improvement projects for both the near term and the long term.
3. Development of an improvement project prioritization methodology.
4. Solicitation of end user input on the utility of specific improvement plans and throughout the entire transportation planning process.
5. Development of a process for updating the freight plan on a regular basis.

These elements are discussed below, with respect to how the various states employ them and how they might be employed in Nevada.

Planning Principles

The purpose of general transportation planning principles is to guide the freight planning process. General transportation planning principles are found in WSDOT's *RTPO Transportation Planning Guidebook*. The principles and their *raison d'être* relative to a freight planning process are outlined below:

1. **Consistency:** The process should ensure, through the use of appropriate technical methods, that once adopted, regional plans, local comprehensive plans, and statewide plans are consistent.
2. **Partnering:** All stakeholders should partner and work cooperatively through all phases of the planning process, including conception, technical analysis, policy development, and decision making. Stakeholders include federal, state, and local agencies; tribal governments; special districts; the private sector; and interest groups, among others. These entities have resources that can be brought to bear on particular issues such as goods movement.
3. **Public involvement:** The process should ensure early and continuous general public involvement from conceptual planning through decision making. Such involvement provides a touchstone of political reality for the planning process. For example, some improvements for goods movement may not be possible given concerns of negative impacts to local communities.
4. **Regional perspective:** The process should guide the development of the regional transportation system, continuously monitor progress, and point out adjustments needed as a result of changing conditions. Also, one region may desire goods movement improvements that in effect compete with the needs of another region. For balance, the process should note the differences in points of view.

5. **Short and long term perspectives:** The process should be ongoing, and incorporate multimodal planning activities of short (0-6 years) and long (7 years and beyond) range, to address major capacity expansion and operational improvements to the regional transportation system.
6. **Sustainability:** The process should consider financial, economic, community, and environmental resources and their associated impacts when developing regional transportation facilities.

Freight Planning Methodology

Clearly, these principles can be applied in developing a process or a methodology, the purpose of which would be to generate an intermodal freight improvement plan. The Virginia Transportation Research Council developed a specific methodology for intermodal freight transportation planning. A linear process, it included the following elements:

1. Inventory the transportation system.
2. Identify problems.
3. Establish performance measures to quantify the problems (and ultimately assess effectiveness of improvements).
4. Collect data and define conditions for specific problems.
5. Develop and evaluate improvement alternatives.
6. Select and implement improvements.

Prioritization Process

Once improvements are identified, another process is needed to prioritize improvement projects. Presumably, prioritization should be performed according to the potential benefits of the respective projects. The Maine Department of Transportation (MDOT) identified four primary measures of benefits. These are:

1. Gains in economic efficiency resulting from cost and time reductions in the movement of freight.
2. Enhancement of economic development, however localized, in terms of growth in employment, income, or industrial output.
3. Reductions in externalities associated with goods movement; externalities largely consist of environmental impacts.
4. The feasibility of being able to successfully complete the project.

MDOT reported that it took a market-based approach to solving transportation problems by bringing the end users of the transportation system (carriers and shippers) into the planning

Freight-Oriented Conclusions and Recommendations

process. Doing so resulted in a rich collection of project concepts and opportunities. The end users were also part of the project prioritization process.

Created by the Washington State Legislature, the Freight Mobility Strategic Investment Board (FMSIB) reviews and recommends funding, on a prioritization basis, for freight mobility projects that are of strategic importance to the state. FMSIB's project prioritization process was inclusive of the following elements:

1. Freight mobility for the project area.
2. Freight mobility for the region, state, and nation.
3. General mobility.
4. Safety.
5. Freight and economic value.
6. Environment.
7. Partnerships.
8. Consistency with regional and state plans.
9. Cost.
10. Special issues.

Presumably, FMSIB attempts to strike a balance between these elements in an effort to identify the relative merit of specific projects. In general, the development by state transportation agencies of Intermodal Management Systems (IMS) is driven by the need of these agencies to have some means to quantify benefits of specific investments and thereby provide a logic for prioritization.

End User Involvement in Planning

The involvement of end users – including carriers and shippers – was a key element in state intermodal planning processes. For example:

- Ⓢ The California Department of Transportation (Caltrans) seeks to build closer working relations with industry representatives.
- Ⓢ The Pennsylvania Department of Transportation (PennDOT) involves the freight industry via key associations and PennDOT modal committees in the review of the freight data checklist that can be used as a basic assessment of the freight dimensions for virtually any transportation improvement candidate projects.
- Ⓢ The Maine Department of Transportation brings the end users of the transportation system into the planning process, and into the project prioritization process as well.

Freight-Oriented Conclusions and Recommendations

- ® Washington State Department of Transportation (WSDOT) calls for collaboration with all of WSDOT's transportation partners, including the end users in the business community, in the first phase of development of *Washington's Transportation Plan*.
- ® The Oregon Department of Transportation (ODOT) suggested that the Oregon Freight Advisory Committee, presumably consisting of both public and private interest users of the system, could assist in developing a state freight policy statement and/or principles.

Updating the Plan

In their respective planning documents reviewed here, the Oregon Department of Transportation (ODOT), the Maine Department of Transportation (MDOT), and the Washington State Department of Transportation (WSDOT) made specific references about updating plans. Specifically:

1. ODOT called for updates of freight policies and actions *as needed*.
2. MDOT indicated that its *Integrated Freight Plan* should be updated to reflect the advancement of projects and changes in technologies, policies and funding sources. Budget permitting, the plan should be updated *every two years*.
3. WSDOT outlined a three-phase process for updating the *Washington's Transportation Plan (WTP)*, including goods movement elements.
 - a.) Phase 1 calls for **Collaboration** with all of WSDOT's transportation partners (Governor's office, business community, Legislative Transportation Committee, RTPOs, MPOs, and the public. Phase 1 objectives are to develop a common vision for transportation in Washington State, and to jointly set priorities with WSDOT's transportation partners to improve its ability to make strategic transportation investment decisions.
 - b.) Phase 2 involves **Integration** of the planning at the statewide and regional levels to produce a statewide multimodal investment strategy that meets the vision for the future.
 - c.) Phase 3 covers **Implementation**, resulting in the *Draft WTP*, public review and adoption. The current *WTP* update process provides the WSDOT's "transportation partners" an opportunity to jointly develop a fiscally realistic, balance and "livable" transportation future. Products include Modal 6 Year Plans; 6, 7-12, and 13+ year priorities; performance measures; and public consent involvement. Given the time requirements for collaboration, integration, and implementation, presumably the updating the plan would begin as soon as the plan itself is delivered.

Planning Process Recommended for Nevada

A review of transportation plans and planning studies of the seven states revealed various elements that may be useful in crafting an intermodal freight planning process for Nevada. As guides in the process, it seems reasonable to establish **general freight transportation planning principles**, such as (1) ensuring state plans are *consistent* with local, regional and national transportation plans, and (2) partnering with transportation stakeholders to help determine the utility of specific improvement projects. The WSDOT's list of principles (cited in the *RTPO Planning Guidebook*) provides a useful paradigm, on which NDOT could ultimately fashion its own set of principles. Whatever the principles turn out to be, identifying them is an important first step, since they will be a point of reference for all subsequent stages of the planning process. Establishment of these principles should be a joint effort led by NDOT in consultation with key stakeholders. These would include local and regional planners, EDAs, elected representatives, and the Statewide Transportation Technical Advisory Committee (STTAC).

Once NDOT sets forth its planning principles, it can then proceed with the development of a freight transportation plan. The purpose of the plan will be to present *sensible short term and long term* visions for the state's transportation systems. To this end, the plan should employ a specific **freight planning methodology** to identify projects that likely will result in quantifiable improvements to the transportation system. Here, the methodology outlined by the Virginia Transportation Research Council for statewide intermodal freight planning provides a useful paradigm, starting with an inventory of the transportation system and ending with the identification of specific improvements. Development of a methodology should rest with NDOT. Like the establishment of principles, it should be an open process, whereby the agency reaches out to various stakeholders for input. This could be done by convening a freight planning methodology workshop, where professional planners could come to agreement on a process to identify likely benefits against probable costs.

Once implemented, the freight planning methodology will generate numerous improvement projects. Predictably, the list of projects will be large, and NDOT will need a means to prioritize projects. Prioritization should be based on benefits delivered from these projects. To this end, the state will need a **freight project prioritization process**. According to the Maine Department of Transportation, three primary measurements of benefits should be used to prioritize freight transportation investments. These are *economic efficiency, economic development, and externalities*, i.e., environmental impacts to air, ambient sound levels and to protected resources such as wetlands or historic facilities. Though all of these are naturally applicable to Nevada, there may be other ways in which measure benefits. To reveal these, NDOT might solicit the input of stakeholders in the prioritization process. Stakeholders would include the regional EDAs as well as the business interests – both shippers and carriers. Specifically regarding economic

Freight-Oriented Conclusions and Recommendations

development as a primary measure of benefits for prioritizing improvements, NDOT might talk to each EDA to understand the importance it ascribes to efficient transportation systems.

Many state plans include specific provisions for **end user involvement**. Indeed, NDOT's existing planning efforts allow for such involvement, as evidenced by its STTAC membership including representatives of local communities as well as business interests. Input from end users on specific projects is critical, since a transportation system's problems perhaps are best understood by those who use the system. End user involvement should be pervasive throughout the planning process, from the establishment of general transportation principles to the update of the transportation plan. Special forums whereby end users can provide their insight should be established at various levels in the planning process.

Lastly, no matter how good a plan is, in time it will need an **update**. With its three-phased approach of *collaboration* with transportation partners, *integration* with other regional and local plans, and *implementation* providing for public involvement for a fiscally realistic and balanced plan, the WSDOT update process provides a useful example. The update process should begin soon after a draft transportation plan is finalized. The Maine DOT's goal of an update of its freight plan every two years appears both reasonable and realistic for Nevada.

APPENDICES

These Appendices contain detailed tables and other information, which support the data and findings contained in the *Nevada Statewide Intermodal Goods Movement Report*.

- A: Year 2005 Commodity Forecast Tables
- B: 1995 Commodity Detail Tables-Total Trade
- C: 1995 Commodity Detail Tables-Rail Car Freight
- D: 1995 Commodity Detail Tables-Rail Intermodal Freight
- E: 1995 Commodity Detail Tables-Truck Load Freight
- F: 1995 Commodity Detail Tables-Less Than Truck Load Freight
- G: 1995 Commodity Detail Tables-Private Truck Freight
- H: 1995 Commodity Detail Tables-Air Freight
- I: Top 50 Commodity Trade Lanes-By Mode
- J: 1995 Trading Partner Detail-Description and Tables
- K: 1995 Commodity Specific Analysis
- L: Sparks-Fallon Corridor Detail
- M: Fallon: Rural Community Profile
- N: Key Transportation Issues of the EDA's
- O: Key Initiatives of the MPO's

Appendix A
YEAR 2005 COMMODITY FORECAST TABLES

2005 Outbound Flows To: Commodity	Arizona				Arizona Total
	Las Vegas	Reno	Rest Of NV North	Rest Of NV South	
Apparel Or Related Products	84	5	12		101
Chemicals Or Allied Products	10,097	495	4,927	3	15,522
Clay, Concrete, Glass Or Stone	12,305	1,430	4,080	82	17,897
Electrical Equipment	403	706	464		1,573
Fabricated Metal Products	230	71	61		362
Farm Products			6,199		6,199
Food Or Kindred Products	292	991	607	7	1,897
Forest Products					
Freight Forwarder Traffic					
Furniture Or Fixtures					
Instrum, Photo Equip, Optical Eq	269	921	213		1,403
Leather Or Leather Products					
Lumber Or Wood Products	228	36	79		343
Machinery	570	8	79	1	658
Mail Or Contract Traffic	814		268	1	1,083
Misc Freight Shipments	1,060				1,060
Misc Manufacturing Products	79	122	-		201
Misc Mixed Shipments					
Nonmetallic Minerals					
Ordnance Or Accessories					
Petroleum Or Coal Products	-				-
Primary Metal Products	1	-	-		1
Printed Matter	1,287	250	71	37	1,645
Pulp, Paper Or Allied Products	1				1
Rubber Or Misc Plastics	609	87	53	5	754
Secondary Traffic	10,115	8,946			19,061
Shipping Containers					
Small Packaged Freight Shipments					
Textile Mill Products	373	173			546
Tobacco Products					
Transportation Equipment	405	-	61		466
Waste Or Scrap Materials					
Grand Total	39,222	14,241	17,174	136	70,773

2005 Outbound Flows To: Commodity	Central Prairie				Central Prairie Total
	Las Vegas	Reno	Rest Of NV North	Rest Of NV South	
Apparel Or Related Products	779	1,339	244	2	2,364
Chemicals Or Allied Products	5,385	310	199		5,894
Clay, Concrete, Glass Or Stone	292	23	18,256		18,571
Electrical Equipment	470	51	476		997
Fabricated Metal Products	258	23	27		308
Farm Products			4,182		4,182
Food Or Kindred Products	20,197	6,581	3,647	629	31,054
Forest Products					
Freight Forwarder Traffic					
Furniture Or Fixtures	-	-			-
Instrum, Photo Equip, Optical Eq	32	13	3		48
Leather Or Leather Products					
Lumber Or Wood Products	1,266	221	516		2,003
Machinery	120	261	10	-	391
Mail Or Contract Traffic	299		52	-	351
Misc Freight Shipments	6,361	3,180			9,541
Misc Manufacturing Products	123	408	1		532
Misc Mixed Shipments		4,454			4,454
Nonmetallic Minerals		23,684	2,666		26,350
Ordinance Or Accessories	-				-
Petroleum Or Coal Products	-	-	-	-	-
Primary Metal Products	-	1,667	5		1,672
Printed Matter	5,208	2,689	658	-	8,555
Pulp, Paper Or Allied Products	346	78			424
Rubber Or Misc Plastics	13,946	14,170	6,891		35,007
Secondary Traffic	5,501	15,024			20,525
Shipping Containers					
Small Packaged Freight Shipments		1,060			1,060
Textile Mill Products	15	67			82
Tobacco Products					
Transportation Equipment	133	4	8		145
Waste Or Scrap Materials		3,102			3,102
Grand Total	60,731	78,409	37,841	631	177,612

2005 Outbound Flows To: Commodity	Idaho				Idaho Total
	Las Vegas	Reno	Rest Of NV North	Rest Of NV South	
Apparel Or Related Products	-	118	15		133
Chemicals Or Allied Products	96	15	4,827		4,938
Clay, Concrete, Glass Or Stone	220	12,987	36		13,243
Electrical Equipment	84	6	25		115
Fabricated Metal Products	638	1,476	873		2,987
Farm Products			686		686
Food Or Kindred Products	82	1,054	221	-	1,357
Forest Products					
Freight Forwarder Traffic					
Furniture Or Fixtures					
Instrum, Photo Equip, Optical Eq	1		1		2
Leather Or Leather Products					
Lumber Or Wood Products	3,463	574	1,328		5,365
Machinery	106	93	67	-	266
Mail Or Contract Traffic	11		19	-	30
Misc Freight Shipments					
Misc Manufacturing Products	209	3,456	124		3,789
Misc Mixed Shipments					
Nonmetallic Minerals					
Ordinance Or Accessories	-				-
Petroleum Or Coal Products					
Primary Metal Products					
Printed Matter	162	97	32	-	291
Pulp, Paper Or Allied Products					
Rubber Or Misc Plastics	475	568	186	-	1,229
Secondary Traffic	193	660	32		885
Shipping Containers					
Small Packaged Freight Shipments					
Textile Mill Products	48	57			105
Tobacco Products					
Transportation Equipment	1	4	3		8
Waste Or Scrap Materials					
Grand Total	5,789	21,165	8,475	-	35,429

2005 Outbound Flows To: Commodity	Los Angeles				Los Angeles Total
	Las Vegas	Reno	Rest Of NV North	Rest Of NV South	
Apparel Or Related Products	80	1,466	210		1,756
Chemicals Or Allied Products	196,945	8,586	10,805	1	216,337
Clay, Concrete, Glass Or Stone	527,021	69,374	190,004	6,962	793,361
Electrical Equipment	998	121	516		1,635
Fabricated Metal Products	16,493	10,175	8,023	12	34,703
Farm Products			31,759		31,759
Food Or Kindred Products	101,971	28,758	18,335	5,191	154,255
Forest Products					
Freight Forwarder Traffic					
Furniture Or Fixtures	106	5	-		111
Instrum, Photo Equip, Optical Eq	536	-	33		569
Leather Or Leather Products	-	-			-
Lumber Or Wood Products	32,680	7,094	16,076		55,850
Machinery	6,966	2,738	4,191	8	13,903
Mail Or Contract Traffic	867		650	1	1,518
Misc Freight Shipments					
Misc Manufacturing Products	10,074	17,857	559	9	28,499
Misc Mixed Shipments		3,075			3,075
Nonmetallic Minerals	420,636				420,636
Ordnance Or Accessories					
Petroleum Or Coal Products	-	2	-	-	2
Primary Metal Products	15,065	2,129	2,131		19,325
Printed Matter	11,416	12,635	1,928	70	26,049
Pulp, Paper Or Allied Products	4,254	2,838	135		7,227
Rubber Or Misc Plastics	3,546	3,692	1,277	3	8,518
Secondary Traffic	111,764	286,284	273	2	398,323
Shipping Containers	636				636
Small Packaged Freight Shipments					
Textile Mill Products	9,231	15,045			24,276
Tobacco Products					
Transportation Equipment	500	241	337		1,078
Waste Or Scrap Materials			4,931		4,931
Grand Total	1,471,785	472,115	292,173	12,259	2,248,332

2005 Outbound Flows To: Commodity	Mid-Atlantic				Mid-Atlantic Total
	Las Vegas	Reno	Rest Of NV North	Rest Of NV South	
Apparel Or Related Products	2,394	6,794	1,004	117	10,309
Chemicals Or Allied Products	688	251	606		1,545
Clay, Concrete, Glass Or Stone	29	2	18,070		18,101
Electrical Equipment	446	4	35		485
Fabricated Metal Products	277	51	-		328
Farm Products					
Food Or Kindred Products	3,856	2,551	761	65	7,233
Forest Products					
Freight Forwarder Traffic					
Furniture Or Fixtures	-	-	-		-
Instrum, Photo Equip, Optical Eq	201	7	2		210
Leather Or Leather Products	-				-
Lumber Or Wood Products	816	167	394		1,377
Machinery	831	42	14	5	892
Mail Or Contract Traffic	895		78	1	974
Misc Freight Shipments					
Misc Manufacturing Products	83	211			294
Misc Mixed Shipments	583	1,166			1,749
Nonmetallic Minerals			3,921		3,921
Ordnance Or Accessories	-				-
Petroleum Or Coal Products	2	-			2
Primary Metal Products	5	3	1		9
Printed Matter	471	102	7		580
Pulp, Paper Or Allied Products	88	42	-		130
Rubber Or Misc Plastics	1,129	1,220	354		2,703
Secondary Traffic	135	436	34		605
Shipping Containers					
Small Packaged Freight Shipments					
Textile Mill Products	39	333			372
Tobacco Products					
Transportation Equipment	561	17	28		606
Waste Or Scrap Materials					
Grand Total	13,529	13,399	25,309	188	52,425

2005 Outbound Flows To: Commodity	Mid-West				Mid-West Total
	Las Vegas	Reno	Rest Of NV North	Rest Of NV South	
Apparel Or Related Products	131	1,539	35		1,705
Chemicals Or Allied Products	2,298	600	592	-	3,490
Clay, Concrete, Glass Or Stone	28,985	2,240	4,502		35,727
Electrical Equipment	614	227	3,036		3,877
Fabricated Metal Products	364	505	21		890
Farm Products			22,872		22,872
Food Or Kindred Products	222,650	72,938	38,292	6,930	340,810
Forest Products		897			897
Freight Forwarder Traffic					
Furniture Or Fixtures	20	23	-		43
Instrum, Photo Equip, Optical Eq	1,908	64	117		2,089
Leather Or Leather Products	-				-
Lumber Or Wood Products	16,616	5,105	11,906		33,627
Machinery	1,633	67	137	1	1,838
Mail Or Contract Traffic	1,840		405	2	2,247
Misc Freight Shipments	1,060	1,060			2,120
Misc Manufacturing Products	2,781	5,223	153		8,157
Misc Mixed Shipments	6,681	9,384			16,065
Nonmetallic Minerals		46,218	15,214		61,432
Ordnance Or Accessories	-				-
Petroleum Or Coal Products	-	1,252	-	-	1,252
Primary Metal Products	5,990	318	313		6,621
Printed Matter	398	104	30		532
Pulp, Paper Or Allied Products	148	891	-		1,039
Rubber Or Misc Plastics	18,392	20,268	9,694	-	48,354
Secondary Traffic	29,426	74,691	133		104,250
Shipping Containers	901				901
Small Packaged Freight Shipments	1,750				1,750
Textile Mill Products	2	1,712			1,714
Tobacco Products					
Transportation Equipment	466	2,953	12	954	4,385
Waste Or Scrap Materials					
Grand Total	345,054	248,279	107,464	7,887	708,684

2005 Outbound Flows To: Commodity	Mountain States				Mountain States Total
	Las Vegas	Reno	Rest Of NV North	Rest Of NV South	
Apparel Or Related Products	182	1,473	258		1,913
Chemicals Or Allied Products	102	10	14,417	1	14,530
Clay, Concrete, Glass Or Stone	7,816	4,639	28,873	17	41,345
Electrical Equipment	127	8	68		203
Fabricated Metal Products	104	9	15		128
Farm Products					
Food Or Kindred Products	748	1,394	793	22	2,957
Forest Products					
Freight Forwarder Traffic					
Furniture Or Fixtures		45			45
Instrum, Photo Equip, Optical Eq	33	-	15		48
Leather Or Leather Products	-				-
Lumber Or Wood Products	7,360	1,224	16,432		25,016
Machinery	99	9	51	-	159
Mail Or Contract Traffic	1,712		431	1	2,144
Misc Freight Shipments	2,120				2,120
Misc Manufacturing Products	28	283	1		312
Misc Mixed Shipments	2,969	12,036			15,005
Nonmetallic Minerals		3,555	3,940		7,495
Ordnance Or Accessories	-	-			-
Petroleum Or Coal Products	2	1,043			1,045
Primary Metal Products	-	-	2		2
Printed Matter	602	519	122	10	1,253
Pulp, Paper Or Allied Products	30	17			47
Rubber Or Misc Plastics	300	211	58		569
Secondary Traffic	423	1,377	90		1,890
Shipping Containers					
Small Packaged Freight Shipments					
Textile Mill Products		64			64
Tobacco Products					
Transportation Equipment	79	187	57		323
Waste Or Scrap Materials					
Grand Total	24,836	28,103	65,623	51	118,613

2005 Outbound Flows To: Commodity	New England				New England Total
	Las Vegas	Reno	Rest Of NV North	Rest Of NV South	
Apparel Or Related Products	653	2,259	297		3,209
Chemicals Or Allied Products	289	83	198	-	570
Clay, Concrete, Glass Or Stone	2		-		2
Electrical Equipment	28	29	-		57
Fabricated Metal Products	140	11	2		153
Farm Products					
Food Or Kindred Products	114	26			140
Forest Products					
Freight Forwarder Traffic					
Furniture Or Fixtures	1		-		1
Instrum, Photo Equip, Optical Eq	17	28			45
Leather Or Leather Products	-				-
Lumber Or Wood Products					
Machinery	81	3	11	-	95
Mail Or Contract Traffic	172		15	-	187
Misc Freight Shipments					
Misc Manufacturing Products	41	62			103
Misc Mixed Shipments					
Nonmetallic Minerals					
Ordnance Or Accessories	-		-		-
Petroleum Or Coal Products					
Primary Metal Products	1	96	-		97
Printed Matter	48	58	2		108
Pulp, Paper Or Allied Products	22	12			34
Rubber Or Misc Plastics	176	179	46		401
Secondary Traffic	34	158			192
Shipping Containers					
Small Packaged Freight Shipments					
Textile Mill Products	23	103			126
Tobacco Products					
Transportation Equipment	43				43
Waste Or Scrap Materials					
Grand Total	1,885	3,107	571	-	5,563

2005 Outbound Flows To: Commodity	Northern Prairie				Northern Prairie Total
	Las Vegas	Reno	Rest Of NV North	Rest Of NV South	
Apparel Or Related Products	16,649	6,489	2,029	1,966	27,133
Chemicals Or Allied Products	260	217	148		625
Clay, Concrete, Glass Or Stone	5		2		7
Electrical Equipment	305	86	433		824
Fabricated Metal Products	237	12	11		260
Farm Products			332		332
Food Or Kindred Products	16,175	5,502	3,103	516	25,296
Forest Products					
Freight Forwarder Traffic					
Furniture Or Fixtures	3				3
Instrum, Photo Equip, Optical Eq	32	-	14		46
Leather Or Leather Products					
Lumber Or Wood Products	3,470	569	1,317		5,356
Machinery	143	8	59	-	210
Mail Or Contract Traffic	587		248	1	836
Misc Freight Shipments		1,060			1,060
Misc Manufacturing Products	2,321	2,277	139		4,737
Misc Mixed Shipments					
Nonmetallic Minerals					
Ordnance Or Accessories	-				-
Petroleum Or Coal Products					
Primary Metal Products	-	-	-		-
Printed Matter	173	93	49		315
Pulp, Paper Or Allied Products	908	522	13		1,443
Rubber Or Misc Plastics	1,669	1,853	826	-	4,348
Secondary Traffic	4,498	11,994			16,492
Shipping Containers					
Small Packaged Freight Shipments					
Textile Mill Products	408	237			645
Tobacco Products					
Transportation Equipment	129	5	42		176
Waste Or Scrap Materials					
Grand Total	47,972	30,924	8,765	2,483	90,144

2005 Outbound Flows To: Commodity	Oregon				Oregon Total
	Las Vegas	Reno	Rest Of NV North	Rest Of NV South	
Apparel Or Related Products	537	867	131	48	1,583
Chemicals Or Allied Products	7,877	2,762	167		10,806
Clay, Concrete, Glass Or Stone	35,109	2,500	7,236	161	45,006
Electrical Equipment	124	6	44		174
Fabricated Metal Products	2,531	2,207	1,823		6,561
Farm Products					
Food Or Kindred Products	6,978	2,493	1,398	197	11,066
Forest Products					
Freight Forwarder Traffic				2,174	2,174
Furniture Or Fixtures	2	2			4
Instrum, Photo Equip, Optical Eq	23	-	5		28
Leather Or Leather Products					
Lumber Or Wood Products	2,084	337	773		3,194
Machinery	392	447	240	1	1,080
Mail Or Contract Traffic	358		180	1	539
Misc Freight Shipments					
Misc Manufacturing Products	175	376	7		558
Misc Mixed Shipments					
Nonmetallic Minerals	25,624				25,624
Ordnance Or Accessories					
Petroleum Or Coal Products			-		-
Primary Metal Products	-	-	-		-
Printed Matter	7,157	11,130	1,587	19	19,893
Pulp, Paper Or Allied Products	312	168			480
Rubber Or Misc Plastics	397	637	230	-	1,264
Secondary Traffic	1,959	10,097			12,056
Shipping Containers					
Small Packaged Freight Shipments					
Textile Mill Products	11,442	6,654			18,096
Tobacco Products					
Transportation Equipment	61	4	12		77
Waste Or Scrap Materials		3,499			3,499
Grand Total	103,142	44,186	13,833	2,601	163,762

2005 Outbound Flows To: Commodity	Rest Of Ca				Rest Of Ca Total
	Las Vegas	Reno	Rest Of NV North	Rest Of NV South	
Apparel Or Related Products	7	448	45		500
Chemicals Or Allied Products	60,890	181	14,636		75,707
Clay, Concrete, Glass Or Stone	125,091	12,195	38,281	278	175,845
Electrical Equipment	80	4	19		103
Fabricated Metal Products	1,877	475	221	4	2,577
Farm Products			9,743		9,743
Food Or Kindred Products	24,079	4,632	2,031	356	31,098
Forest Products					
Freight Forwarder Traffic					
Furniture Or Fixtures	20				20
Instrum, Photo Equip, Optical Eq	68	-	4		72
Leather Or Leather Products					
Lumber Or Wood Products	4,973	277	750		6,000
Machinery	54	-	27	-	81
Mail Or Contract Traffic	338		123	1	462
Misc Freight Shipments					
Misc Manufacturing Products	1,374	3,289	95	1	4,759
Misc Mixed Shipments					
Nonmetallic Minerals	191,451		57,436		248,887
Ordnance Or Accessories				-	-
Petroleum Or Coal Products			-	-	-
Primary Metal Products	1,335	19	19		1,373
Printed Matter	652	2,175	118	1	2,946
Pulp, Paper Or Allied Products					
Rubber Or Misc Plastics	474	587	246		1,307
Secondary Traffic	34,066	87,288	144		121,498
Shipping Containers					
Small Packaged Freight Shipments					
Textile Mill Products	547	4,460			5,007
Tobacco Products					
Transportation Equipment	41	16	15		72
Waste Or Scrap Materials					
Grand Total	447,417	116,046	123,953	641	688,057

2005 Outbound Flows To: Commodity	Sacramento Valley				Sacramento Valley Total
	Las Vegas	Reno	Rest Of NV North	Rest Of NV South	
Apparel Or Related Products	12	197	79		288
Chemicals Or Allied Products	36,543	94	5,067		41,704
Clay, Concrete, Glass Or Stone	77,233	26,492	86,360	2	190,087
Electrical Equipment	42	1	12		55
Fabricated Metal Products	1,205	289	163	1	1,658
Farm Products			16,406		16,406
Food Or Kindred Products	20,056	3,597	1,476	163	25,292
Forest Products					
Freight Forwarder Traffic					
Furniture Or Fixtures	11	2			13
Instrum, Photo Equip, Optical Eq	42	2			44
Leather Or Leather Products					
Lumber Or Wood Products	1,868	2	24		1,894
Machinery	49	-	-	-	49
Mail Or Contract Traffic	206			-	206
Misc Freight Shipments					
Misc Manufacturing Products	686	1,257	121	-	2,064
Misc Mixed Shipments		530			530
Nonmetallic Minerals	124,936				124,936
Ordnance Or Accessories					
Petroleum Or Coal Products			-	-	-
Primary Metal Products	246	-	-		246
Printed Matter	319	1,054	79	1	1,453
Pulp, Paper Or Allied Products	25				25
Rubber Or Misc Plastics	227	276	150		653
Secondary Traffic	32,212	119,288	44,890	-	196,390
Shipping Containers					
Small Packaged Freight Shipments					
Textile Mill Products	32	2,538			2,570
Tobacco Products					
Transportation Equipment	41	37	10		88
Waste Or Scrap Materials			10,657		10,657
Grand Total	295,991	155,656	165,494	167	617,308

2005 Outbound Flows To: Commodity	San Francisco/Oakland				San Francisco/ Oakland
	Las Vegas	Reno	Rest Of NV North	Rest Of NV South	
Apparel Or Related Products	29	650	145		824
Chemicals Or Allied Products	44,390	640	175	-	45,205
Clay, Concrete, Glass Or Stone	201,374	271,584	63,969	646	537,573
Electrical Equipment	150	6	104		260
Fabricated Metal Products	4,161	1,694	1,098	6	6,959
Farm Products			29,448		29,448
Food Or Kindred Products	39,907	8,447	3,498	135	51,987
Forest Products					
Freight Forwarder Traffic					
Furniture Or Fixtures	38				38
Instrum, Photo Equip, Optical Eq	166	-	33		199
Leather Or Leather Products					
Lumber Or Wood Products	5,570	140	560		6,270
Machinery	917	349	520	-	1,786
Mail Or Contract Traffic	903		80	1	984
Misc Freight Shipments					
Misc Manufacturing Products	2,350	4,153	167	1	6,671
Misc Mixed Shipments					
Nonmetallic Minerals	10,614				10,614
Ordnance Or Accessories				-	-
Petroleum Or Coal Products			-	-	-
Primary Metal Products	4,213	515	515		5,243
Printed Matter	1,199	3,153	276	6	4,634
Pulp, Paper Or Allied Products	191	89			280
Rubber Or Misc Plastics	853	949	353	-	2,155
Secondary Traffic	78,640	230,254	28,561		337,455
Shipping Containers		212			212
Small Packaged Freight Shipments					
Textile Mill Products	870	4,188			5,058
Tobacco Products					
Transportation Equipment	161	22	106		289
Waste Or Scrap Materials			80,676		80,676
Grand Total	396,696	527,045	210,284	795	1,134,820

2005 Outbound Flows To: Commodity	Southeast				Southeast Total
	Las Vegas	Reno	Rest Of NV North	Rest Of NV South	
Apparel Or Related Products	248	1,785	221	43	2,297
Chemicals Or Allied Products	13,022	4,726	1,228		18,976
Clay, Concrete, Glass Or Stone	43,744	-	4,654	4	48,402
Electrical Equipment	517	19	185		721
Fabricated Metal Products	341	64	16	950	1,371
Farm Products					
Food Or Kindred Products	15,759	9,243	31,432	501	56,935
Forest Products					
Freight Forwarder Traffic					
Furniture Or Fixtures	93	7	7		107
Instrum, Photo Equip, Optical Eq	162	8			170
Leather Or Leather Products					
Lumber Or Wood Products	11,573	2,074	4,799		18,446
Machinery	396	934	181	-	1,511
Mail Or Contract Traffic	611		30	-	641
Misc Freight Shipments	1,060				1,060
Misc Manufacturing Products	60	284	2		346
Misc Mixed Shipments		3,340			3,340
Nonmetallic Minerals		17,515	16,522		34,037
Ordnance Or Accessories	-				-
Petroleum Or Coal Products		-	-	-	-
Primary Metal Products	-	10	-		10
Printed Matter	339	245	11		595
Pulp, Paper Or Allied Products	144	68			212
Rubber Or Misc Plastics	1,421	4,683	445		6,549
Secondary Traffic	3,637	9,547	70		13,254
Shipping Containers			742		742
Small Packaged Freight Shipments					
Textile Mill Products	17	218	1		236
Tobacco Products	-	-			-
Transportation Equipment	335	-	9		344
Waste Or Scrap Materials					
Grand Total	93,479	54,770	60,555	1,498	210,302

2005 Outbound Flows To: Commodity	Southwest				Southwest Total
	Las Vegas	Reno	Rest Of NV North	Rest Of NV South	
Apparel Or Related Products	1,808	9,815	1,286		12,909
Chemicals Or Allied Products	13,823	278	617	3	14,721
Clay, Concrete, Glass Or Stone	5,303	55	8,917		14,275
Electrical Equipment	278	9	35		322
Fabricated Metal Products	2,883	28	17		2,928
Farm Products			88		88
Food Or Kindred Products	16,761	4,295	2,423	526	24,005
Forest Products					
Freight Forwarder Traffic					
Furniture Or Fixtures	1	36			37
Instrum, Photo Equip, Optical Eq	174	-	22		196
Leather Or Leather Products	-				-
Lumber Or Wood Products	6,419	1,072	2,473		9,964
Machinery	596	86	97	-	779
Mail Or Contract Traffic	1,679		444	2	2,125
Misc Freight Shipments	14,845				14,845
Misc Manufacturing Products	471	792	27		1,290
Misc Mixed Shipments		2,279			2,279
Nonmetallic Minerals		12,704	582,289		594,993
Ordnance Or Accessories	3			-	3
Petroleum Or Coal Products	-	-			-
Primary Metal Products	8	9	-		17
Printed Matter	383	48	45		476
Pulp, Paper Or Allied Products	297	603	-		900
Rubber Or Misc Plastics	5,733	6,355	2,818	-	14,906
Secondary Traffic	3,192	9,807	24		13,023
Shipping Containers					
Small Packaged Freight Shipments					
Textile Mill Products	4	470			474
Tobacco Products					
Transportation Equipment	500	363	63		926
Waste Or Scrap Materials	2,916				2,916
Grand Total	78,077	49,104	601,685	531	729,397

2005 Outbound Flows To: Commodity	Utah				Utah Total
	Las Vegas	Reno	Rest Of NV North	Rest Of NV South	
Apparel Or Related Products	88	775	59	28	950
Chemicals Or Allied Products	18,102	1,473	65		19,640
Clay, Concrete, Glass Or Stone	178,918	18,046	166,207	1,298	364,469
Electrical Equipment	216	431	78		725
Fabricated Metal Products	1,012	590	503	4,748	6,853
Farm Products			5,489		5,489
Food Or Kindred Products	12,576	4,089	2,340	390	19,395
Forest Products					
Freight Forwarder Traffic				1,219	1,219
Furniture Or Fixtures	145				145
Instrum, Photo Equip, Optical Eq	99		27		126
Leather Or Leather Products					
Lumber Or Wood Products	295,461	49,227	113,922		458,610
Machinery	131	9	109	-	249
Mail Or Contract Traffic	200		321	-	521
Misc Freight Shipments	2,121	2,121			4,242
Misc Manufacturing Products	47	71	-		118
Misc Mixed Shipments		4,613			4,613
Nonmetallic Minerals					
Ordnance Or Accessories					
Petroleum Or Coal Products	-		-	-	-
Primary Metal Products	-	-	-		-
Printed Matter	885	6,005	483	10	7,383
Pulp, Paper Or Allied Products	58	10			68
Rubber Or Misc Plastics	72	37	21		130
Secondary Traffic	100,003	242,031	89		342,123
Shipping Containers					
Small Packaged Freight Shipments					
Textile Mill Products	3,179	1,515			4,694
Tobacco Products					
Transportation Equipment	1,408	9,393	1,528		12,329
Waste Or Scrap Materials	51,249	5,196			56,445
Grand Total	665,970	345,632	291,241	7,693	1,310,536

2005 Outbound Flows To: Commodity	Washington				Washington Total
	Las Vegas	Reno	Rest Of NV North	Rest Of NV South	
Apparel Or Related Products	27	121	34		182
Chemicals Or Allied Products	273	85	-		358
Clay, Concrete, Glass Or Stone	81,752	137	420	6	82,315
Electrical Equipment	155	24	122		301
Fabricated Metal Products	362	315	246		923
Farm Products					
Food Or Kindred Products	390	498	237	11	1,136
Forest Products					
Freight Forwarder Traffic					
Furniture Or Fixtures		1			1
Instrum, Photo Equip, Optical Eq	44		33		77
Leather Or Leather Products					
Lumber Or Wood Products	4,427	727	1,678		6,832
Machinery	4,961	5,908	3,068	20	13,957
Mail Or Contract Traffic	590		571	1	1,162
Misc Freight Shipments		1,060			1,060
Misc Manufacturing Products	50	700	19		769
Misc Mixed Shipments	1,060				1,060
Nonmetallic Minerals			7,092		7,092
Ordnance Or Accessories					
Petroleum Or Coal Products	1		-	-	1
Primary Metal Products	5	-	-		5
Printed Matter	518	752	159	-	1,429
Pulp, Paper Or Allied Products	68	23			91
Rubber Or Misc Plastics	139	168	57		364
Secondary Traffic	387	1,148			1,535
Shipping Containers					
Small Packaged Freight Shipments					
Textile Mill Products	875	560			1,435
Tobacco Products					
Transportation Equipment	136	6	94		236
Waste Or Scrap Materials					
Grand Total	96,220	12,233	13,830	38	122,321

2005 Outbound Flows To:	
Commodity	Grand Total
Apparel Or Related Products	68,156
Chemicals Or Allied Products	490,568
Clay, Concrete, Glass Or Stone	2,396,226
Electrical Equipment	12,427
Fabricated Metal Products	69,949
Farm Products	127,204
Food Or Kindred Products	785,913
Forest Products	897
Freight Forwarder Traffic	3,393
Furniture Or Fixtures	568
Instrum, Photo Equip, Optical Eq	5,372
Leather Or Leather Products	-
Lumber Or Wood Products	640,147
Machinery	37,904
Mail Or Contract Traffic	16,010
Misc Freight Shipments	37,108
Misc Manufacturing Products	63,199
Misc Mixed Shipments	52,170
Nonmetallic Minerals	1,566,017
Ordnance Or Accessories	3
Petroleum Or Coal Products	2,302
Primary Metal Products	34,621
Printed Matter	78,137
Pulp, Paper Or Allied Products	12,401
Rubber Or Misc Plastics	129,211
Secondary Traffic	1,599,557
Shipping Containers	2,491
Small Packaged Freight Shipments	2,810
Textile Mill Products	65,500
Tobacco Products	-
Transportation Equipment	21,591
Waste Or Scrap Materials	162,226
Grand Total	8,484,078

2005 Inbound Flows From:	Arizona				Arizona Total
	Las Vegas	Reno	Rest Of NV North	Rest Of NV South	
Apparel Or Related Products	-				-
Chemicals Or Allied Products	1,565	1	116,807	2	118,375
Clay, Concrete, Glass Or Stone	27,539	8,099	7,238	387	43,263
Coal					
Electrical Equipment	1,167	67	206		1,440
Fabricated Metal Products	469	5	7	1	482
Farm Products	4,052	2,560			6,612
Food Or Kindred Products	1,149,675	351,686	204,430	34,825	1,740,616
Freight Forwarder Traffic					
Fresh Fish Or Marine Products					
Furniture Or Fixtures	39	7	3		49
Instrum, Photo Equip, Optical Eq	143	5	19		167
Leather Or Leather Products	17		3		20
Lumber Or Wood Products	366	1	6		373
Machinery	14,096	2,734	1,461		18,291
Mail Or Contract Traffic	1,603		562		2,165
Metallic Ores					
Misc Freight Shipments					
Misc Manufacturing Products	38	5	7		50
Misc Mixed Shipments					
Nonmetallic Minerals					
Ordnance Or Accessories					
Petroleum Or Coal Products	64,712	21,860	33,402	1,874	121,848
Primary Metal Products	28	15	6	1	50
Printed Matter	498	82	97		677
Pulp, Paper Or Allied Products	13	11	-		24
Rubber Or Misc Plastics	334	41	24		399
Secondary Traffic	393,304	149,136	233,573	1,885	777,898
Shipper Association Traffic					
Shipping Containers					
Small Packaged Freight Shipments					
Textile Mill Products					
Tobacco Products					
Transportation Equipment	119,667	48,226	36,930	3,457	208,280
Waste Or Scrap Materials					
Grand Total	1,779,325	584,541	634,781	42,432	3,041,079

2005 Inbound Flows From: Commodity	Central Prairie				Central Prairie Total
	Las Vegas	Reno	Rest Of NV North	Rest Of NV South	
Apparel Or Related Products	140	1,563	5		1,708
Chemicals Or Allied Products	78,101	13,212	4,427	4	95,744
Clay, Concrete, Glass Or Stone	100	33	10		143
Coal					
Electrical Equipment	1,194	1,076	129	-	2,399
Fabricated Metal Products	5,509	644	636	9	6,798
Farm Products	80		64,419		64,499
Food Or Kindred Products	40,535	30,123	94	3,890	74,642
Freight Forwarder Traffic					
Fresh Fish Or Marine Products	29		-		29
Furniture Or Fixtures	1,103	87	114	1	1,305
Instrum, Photo Equip, Optical Eq	245	3,440	39	-	3,724
Leather Or Leather Products	17		1		18
Lumber Or Wood Products	3,691	28	5	1	3,725
Machinery	4,789	259	275	2	5,325
Mail Or Contract Traffic	1,082		13		1,095
Metallic Ores					
Misc Freight Shipments					
Misc Manufacturing Products	4,505	181	40		4,726
Misc Mixed Shipments	13,316	20,201			33,517
Nonmetallic Minerals					
Ordnance Or Accessories	-	-	1	3,582	3,583
Petroleum Or Coal Products	1	-	-		1
Primary Metal Products	538	380	131	4	1,053
Printed Matter	1,494	242	93		1,829
Pulp, Paper Or Allied Products	12,710	4,199	1,727		18,636
Rubber Or Misc Plastics	2,628	240	1,285	8	4,161
Secondary Traffic	493	219	183		895
Shipper Association Traffic					
Shipping Containers					
Small Packaged Freight Shipments		2,419			2,419
Textile Mill Products	220	28	5		253
Tobacco Products					
Transportation Equipment	25,457	190	249	-	25,896
Waste Or Scrap Materials					
Grand Total	197,977	78,764	73,881	7,501	358,123

2005 Inbound Flows From:	Idaho				Idaho Total
	Las Vegas	Reno	Rest Of NV North	Rest Of NV South	
Apparel Or Related Products	-		-		-
Chemicals Or Allied Products	3		1		4
Clay, Concrete, Glass Or Stone	3	1	72,435		72,439
Coal					
Electrical Equipment	8	4	2		14
Fabricated Metal Products	-		-		-
Farm Products	32,675	17,910	1		50,586
Food Or Kindred Products	122,907	33,311	13,967	1,908	172,093
Freight Forwarder Traffic					
Fresh Fish Or Marine Products					
Furniture Or Fixtures	1,113	224	104		1,441
Instrum, Photo Equip, Optical Eq	1		-		1
Leather Or Leather Products					
Lumber Or Wood Products	70,045	-	-		70,045
Machinery	29	-	3		32
Mail Or Contract Traffic	119		43		162
Metallic Ores					
Misc Freight Shipments					
Misc Manufacturing Products	61	83	26		170
Misc Mixed Shipments					
Nonmetallic Minerals					
Ordinance Or Accessories	-	-			-
Petroleum Or Coal Products	1				1
Primary Metal Products					
Printed Matter	1				1
Pulp, Paper Or Allied Products	2		-		2
Rubber Or Misc Plastics					
Secondary Traffic	32,513	12,434	19,328	133	64,408
Shipper Association Traffic					
Shipping Containers					
Small Packaged Freight Shipments					
Textile Mill Products					
Tobacco Products					
Transportation Equipment	40				40
Waste Or Scrap Materials			2,879		2,879
Grand Total	259,521	63,967	108,789	2,041	434,318

2005 Inbound Flows From:	Los Angeles				Los Angeles Total
	Las Vegas	Reno	Rest Of NV North	Rest Of NV South	
Apparel Or Related Products	1,413	461	56		1,930
Chemicals Or Allied Products	18,120	10,010	1,305	2	29,437
Clay, Concrete, Glass Or Stone	203,677	61,580	55,424	3,536	324,217
Coal					
Electrical Equipment	19,922	5,315	3,397	3	28,637
Fabricated Metal Products	115,825	40,241	31,516	1,460	189,042
Farm Products	9,411	5,759	2		15,172
Food Or Kindred Products	298,063	83,207	42,511	6,238	430,019
Freight Forwarder Traffic					
Fresh Fish Or Marine Products	84		9		93
Furniture Or Fixtures	4,584	1,488	458	4	6,534
Instrum, Photo Equip, Optical Eq	1,117	137	33	1	1,288
Leather Or Leather Products	23	-	1		24
Lumber Or Wood Products	33,791	6,686	3,866		44,343
Machinery	14,437	2,401	1,098	-	17,936
Mail Or Contract Traffic	4,006		1,051		5,057
Metallic Ores					
Misc Freight Shipments					
Misc Manufacturing Products	122,281	42,760	25,291	3,991	194,323
Misc Mixed Shipments	829				829
Nonmetallic Minerals					
Ordnance Or Accessories					
Petroleum Or Coal Products	1,634	374	16,938	-	18,946
Primary Metal Products	24,745	11,120	8,480	89	44,434
Printed Matter	6,176	1,078	134		7,388
Pulp, Paper Or Allied Products	14,138	3,247	600	-	17,985
Rubber Or Misc Plastics	5,296	1,652	718	2	7,668
Secondary Traffic	195,391	76,487	117,049	936	389,863
Shipper Association Traffic					
Shipping Containers					
Small Packaged Freight Shipments					
Textile Mill Products	1,278	619	98		1,995
Tobacco Products	-				-
Transportation Equipment	11,129	1,359	382	2	12,872
Waste Or Scrap Materials					
Grand Total	1,107,370	355,981	310,417	16,264	1,790,032

2005 Inbound Flows From: Commodity	Mid-Atlantic				Mid-Atlantic Total
	Las Vegas	Reno	Rest Of NV North	Rest Of NV South	
Apparel Or Related Products	13,525	1,828	465	84	15,902
Chemicals Or Allied Products	18,556	3,751	1,583	1,856	25,746
Clay, Concrete, Glass Or Stone	15,478	894	1,336		17,708
Coal					
Electrical Equipment	5,348	464	754	4	6,570
Fabricated Metal Products	2,749	449	200	2	3,400
Farm Products	13				13
Food Or Kindred Products	4,633	454	253	-	5,340
Freight Forwarder Traffic					
Fresh Fish Or Marine Products	66		-		66
Furniture Or Fixtures	2,775	312	358	-	3,445
Instrum, Photo Equip, Optical Eq	1,235	238	64	1	1,538
Leather Or Leather Products	82	-	1		83
Lumber Or Wood Products	148	12	1		161
Machinery	12,261	854	563	15	13,693
Mail Or Contract Traffic	3,093		56		3,149
Metallic Ores					
Misc Freight Shipments					
Misc Manufacturing Products	5,159	3,235	137	-	8,531
Misc Mixed Shipments					
Nonmetallic Minerals	2,965				2,965
Ordnance Or Accessories	-	-			-
Petroleum Or Coal Products	506	1	76		583
Primary Metal Products	31,801	7,294	17,397	13	56,505
Printed Matter	1,411	234	74	1	1,720
Pulp, Paper Or Allied Products	15,308	830	190	-	16,328
Rubber Or Misc Plastics	11,858	1,138	2,179	6	15,181
Secondary Traffic	5,639	1,874	2,595		10,108
Shipper Association Traffic					
Shipping Containers					
Small Packaged Freight Shipments					
Textile Mill Products	203	41	45		289
Tobacco Products					
Transportation Equipment	1,575	116	132	-	1,823
Waste Or Scrap Materials					
Grand Total	156,387	24,019	28,459	1,982	210,847

2005 Inbound Flows From: Commodity	Mid-West				Mid-West Total
	Las Vegas	Reno	Rest Of NV North	Rest Of NV South	
Apparel Or Related Products	263	5,685	8		5,956
Chemicals Or Allied Products	95,961	37,655	14,792	6,583	154,991
Clay, Concrete, Glass Or Stone	69,696	15,278	8,900	-	93,874
Coal					
Electrical Equipment	24,703	3,337	4,353	2	32,395
Fabricated Metal Products	38,126	5,703	4,637	17	48,483
Farm Products	85		2,620		2,705
Food Or Kindred Products	13,935	51,580	4,029	-	69,544
Freight Forwarder Traffic	493	4,188			4,681
Fresh Fish Or Marine Products	2		-		2
Furniture Or Fixtures	2,130	5,691	386	3	8,210
Instrum, Photo Equip, Optical Eq	2,253	110	26	-	2,389
Leather Or Leather Products	42		-		42
Lumber Or Wood Products	1,334	11	3,104		4,449
Machinery	11,625	6,587	1,079	12	19,303
Mail Or Contract Traffic	4,009		127		4,136
Metallic Ores					
Misc Freight Shipments	985				985
Misc Manufacturing Products	1,478	9,315	127	-	10,920
Misc Mixed Shipments	17,098	86,819			103,917
Nonmetallic Minerals					
Ordinance Or Accessories	10			3	13
Petroleum Or Coal Products	107	2,223	1		2,331
Primary Metal Products	49,309	11,909	18,285	2,981	82,484
Printed Matter	50,904	10,118	1,656	130	62,808
Pulp, Paper Or Allied Products	13,344	4,880	188	-	18,412
Rubber Or Misc Plastics	105,949	24,856	16,829	7	147,641
Secondary Traffic	51,964	19,682	29,789	102	101,537
Shipper Association Traffic		641			641
Shipping Containers					
Small Packaged Freight Shipments	1,183	11,530			12,713
Textile Mill Products	178	136	6		320
Tobacco Products					
Transportation Equipment	24,983	48,129	831	-	73,943
Waste Or Scrap Materials					
Grand Total	582,149	366,063	111,773	9,840	1,069,825

2005 Inbound Flows From: Commodity	Mountain States				Mountain States Total
	Las Vegas	Reno	Rest Of NV North	Rest Of NV South	
Apparel Or Related Products	83	-	38		121
Chemicals Or Allied Products	63,895	3,416	153,672		220,983
Clay, Concrete, Glass Or Stone	1,103	89	109	1	1,302
Coal			432,990		432,990
Electrical Equipment	742	7	131		880
Fabricated Metal Products	614	174	14	-	802
Farm Products	3,135	2,193	4		5,332
Food Or Kindred Products	31,365	5,426	162	-	36,953
Freight Forwarder Traffic					
Fresh Fish Or Marine Products					
Furniture Or Fixtures	17	3	-		20
Instrum, Photo Equip, Optical Eq	46	-	30		76
Leather Or Leather Products	32	-	8		40
Lumber Or Wood Products	3,209	-			3,209
Machinery	372	33	169	-	574
Mail Or Contract Traffic	1,893		346		2,239
Metallic Ores					
Misc Freight Shipments					
Misc Manufacturing Products	10	3	-		13
Misc Mixed Shipments	1,040	3,381			4,421
Nonmetallic Minerals					
Ordnance Or Accessories	-	-			-
Petroleum Or Coal Products	-	-	-		-
Primary Metal Products	579	37	106		722
Printed Matter	4,737	1	84		4,822
Pulp, Paper Or Allied Products	215	37	45	-	297
Rubber Or Misc Plastics	1,989	464	447	14	2,914
Secondary Traffic	178	38	43		259
Shipper Association Traffic					
Shipping Containers					
Small Packaged Freight Shipments					
Textile Mill Products	-		-		-
Tobacco Products					
Transportation Equipment	196	16	22		234
Waste Or Scrap Materials			14,147		14,147
Grand Total	115,450	15,318	602,567	15	733,350

2005 Inbound Flows From: Commodity	New England				New England Total
	Las Vegas	Reno	Rest Of NV North	Rest Of NV South	
Apparel Or Related Products	69	15	-		84
Chemicals Or Allied Products	547	137	133		817
Clay, Concrete, Glass Or Stone	394	32	37	-	463
Coal					
Electrical Equipment	841	58	106	1	1,006
Fabricated Metal Products	4,441	542	386	-	5,369
Farm Products					
Food Or Kindred Products	2,133	37	42	-	2,212
Freight Forwarder Traffic					
Fresh Fish Or Marine Products	117				117
Furniture Or Fixtures	349	36	30	-	415
Instrum, Photo Equip, Optical Eq	459	18	12	-	489
Leather Or Leather Products	352	21	5		378
Lumber Or Wood Products	27	86	4,683		4,796
Machinery	1,548	208	227	3	1,986
Mail Or Contract Traffic	235		1		236
Metallic Ores					
Misc Freight Shipments					
Misc Manufacturing Products	5,237	508	71	-	5,816
Misc Mixed Shipments	425	2,392			2,817
Nonmetallic Minerals					
Ordnance Or Accessories	-	-		-	-
Petroleum Or Coal Products	40	5	14		59
Primary Metal Products	113	166	54	4	337
Printed Matter	2,885	617	195	-	3,697
Pulp, Paper Or Allied Products	29,637	7,300	1,526	26	38,489
Rubber Or Misc Plastics	2,998	97	272	-	3,367
Secondary Traffic	1,181	395	501		2,077
Shipper Association Traffic					
Shipping Containers					
Small Packaged Freight Shipments					
Textile Mill Products	423	32	5		460
Tobacco Products					
Transportation Equipment	38	1	3		42
Waste Or Scrap Materials					
Grand Total	54,489	12,703	8,303	34	75,529

2005 Inbound Flows From: Commodity	Northern Prairie				Northern Prairie Total
	Las Vegas	Reno	Rest Of NV North	Rest Of NV South	
Apparel Or Related Products	78	9	7	-	94
Chemicals Or Allied Products	1,101	97	14		1,212
Clay, Concrete, Glass Or Stone	1,181	95	60		1,336
Coal					
Electrical Equipment	2,281	94	436	1	2,812
Fabricated Metal Products	4,082	388	526	5	5,001
Farm Products	71		22		93
Food Or Kindred Products	73,955	7,958	1,359	39	83,311
Freight Forwarder Traffic					
Fresh Fish Or Marine Products	46		6		52
Furniture Or Fixtures	334	70	25		429
Instrum, Photo Equip, Optical Eq	366	9	51	-	426
Leather Or Leather Products	1	-	-		1
Lumber Or Wood Products	14,419	41	3,857	1	18,318
Machinery	2,010	221	246	-	2,477
Mail Or Contract Traffic	682		101		783
Metallic Ores					
Misc Freight Shipments					
Misc Manufacturing Products	10,648	993	113	-	11,754
Misc Mixed Shipments		3,716			3,716
Nonmetallic Minerals					
Ordinance Or Accessories	-				-
Petroleum Or Coal Products	323	115	37		475
Primary Metal Products	4	5	11	-	20
Printed Matter	2,370	482	176	-	3,028
Pulp, Paper Or Allied Products	10,540	1,869	344	1	12,754
Rubber Or Misc Plastics	1,916	613	200	2	2,731
Secondary Traffic	6,695	2,566	3,446	-	12,707
Shipper Association Traffic					
Shipping Containers					
Small Packaged Freight Shipments					
Textile Mill Products	15	1	-		16
Tobacco Products					
Transportation Equipment	8,393	898	939	-	10,230
Waste Or Scrap Materials					
Grand Total	141,511	20,240	11,976	49	173,776

2005 Inbound Flows From:	Oregon				Oregon Total
	Las Vegas	Reno	Rest Of NV North	Rest Of NV South	
Apparel Or Related Products	70	22	13		105
Chemicals Or Allied Products	65,952	27,516	10,802	175	104,445
Clay, Concrete, Glass Or Stone	26	9	9		44
Coal					
Electrical Equipment	68	53	30	-	151
Fabricated Metal Products	3,273	220	344		3,837
Farm Products	3,059	1,961	13		5,033
Food Or Kindred Products	9,502	922	196	-	10,620
Freight Forwarder Traffic					
Fresh Fish Or Marine Products	24		14		38
Furniture Or Fixtures	4,296	448	527	-	5,271
Instrum, Photo Equip, Optical Eq	31		15		46
Leather Or Leather Products					
Lumber Or Wood Products	224,858	18,204	9,260		252,322
Machinery	199	8	88	5	300
Mail Or Contract Traffic	732		292		1,024
Metallic Ores					
Misc Freight Shipments	3,491				3,491
Misc Manufacturing Products	143	57	25		225
Misc Mixed Shipments					
Nonmetallic Minerals					
Ordnance Or Accessories					
Petroleum Or Coal Products					
Primary Metal Products	1,028	153	298		1,479
Printed Matter	85	20	13		118
Pulp, Paper Or Allied Products	29,887	8,313	1,852	52	40,104
Rubber Or Misc Plastics	161	88	32	-	281
Secondary Traffic	11,303	4,398	6,534	24	22,259
Shipper Association Traffic					
Shipping Containers					
Small Packaged Freight Shipments					
Textile Mill Products	3		1		4
Tobacco Products					
Transportation Equipment	176	45	45		266
Waste Or Scrap Materials		5,818			5,818
Grand Total	358,367	68,255	30,403	256	457,281

2005 Inbound Flows From: Commodity	Rest Of Ca				Rest Of Ca Total
	Las Vegas	Reno	Rest Of NV North	Rest Of NV South	
Apparel Or Related Products	93	26	1		120
Chemicals Or Allied Products	2,670	417	56		3,143
Clay, Concrete, Glass Or Stone	53,845	81,407	10,461	347	146,060
Coal					
Electrical Equipment	3,889	799	654	-	5,342
Fabricated Metal Products	14,519	3,148	2,061	7	19,735
Farm Products	29,933	18,349	6		48,288
Food Or Kindred Products	110,226	24,582	8,357	1,128	144,293
Freight Forwarder Traffic					
Fresh Fish Or Marine Products	19		3		22
Furniture Or Fixtures	150	61	6		217
Instrum, Photo Equip, Optical Eq	370	89	29		489
Leather Or Leather Products	3		-		3
Lumber Or Wood Products	41,104	5,297	2,582		48,983
Machinery	3,078	71	129		3,278
Mail Or Contract Traffic	459		160		619
Metallic Ores					
Misc Freight Shipments					
Misc Manufacturing Products	48,969	16,546	8,945	1,511	75,971
Misc Mixed Shipments					
Nonmetallic Minerals					
Ordnance Or Accessories					
Petroleum Or Coal Products	628	-	116	-	744
Primary Metal Products	2,855	930	668	27	4,480
Printed Matter	1,295	67	3		1,365
Pulp, Paper Or Allied Products	1,841	10,805	13		12,659
Rubber Or Misc Plastics	781	293	65	-	1,139
Secondary Traffic	42,167	40,482	25,123	162	107,934
Shipper Association Traffic					
Shipping Containers					
Small Packaged Freight Shipments					
Textile Mill Products	37	34	-		71
Tobacco Products					
Transportation Equipment	376	15	57		448
Waste Or Scrap Materials					
Grand Total	359,307	203,418	59,495	3,183	625,403

2005 Inbound Flows From: Commodity	Sacramento Valley				Sacramento Valley Total
	Las Vegas	Reno	Rest Of NV North	Rest Of NV South	
Apparel Or Related Products	21				21
Chemicals Or Allied Products	1,701	280	8,373		10,354
Clay, Concrete, Glass Or Stone	45,255	9,082	6,367		60,704
Coal					
Electrical Equipment	1,512	311	207	-	2,030
Fabricated Metal Products	10,187	1,564	1,361	3	13,115
Farm Products	10,156	6,197			16,353
Food Or Kindred Products	203,891	51,310	19,858	2,452	277,511
Freight Forwarder Traffic					
Fresh Fish Or Marine Products					
Furniture Or Fixtures	179	80	20	-	279
Instrum, Photo Equip, Optical Eq	43	25	2		70
Leather Or Leather Products	1				1
Lumber Or Wood Products	28,282	2,364	1,140		31,786
Machinery	1,761	96	27	-	1,884
Mail Or Contract Traffic	745		1		746
Metallic Ores					
Misc Freight Shipments					
Misc Manufacturing Products	17,848	4,785	1,326	45	24,004
Misc Mixed Shipments					
Nonmetallic Minerals					
Ordnance Or Accessories	-	-	-	-	-
Petroleum Or Coal Products	71				71
Primary Metal Products	1,507	302	323	5	2,137
Printed Matter	578	35	-		613
Pulp, Paper Or Allied Products	1,631	68	12		1,711
Rubber Or Misc Plastics	248	161	32	1	442
Secondary Traffic	50,237	120,202	30,523	198	201,160
Shipper Association Traffic					
Shipping Containers					
Small Packaged Freight Shipments					
Textile Mill Products					
Tobacco Products					
Transportation Equipment	132	1,096	1		1,229
Waste Or Scrap Materials					
Grand Total	375,986	197,958	69,573	2,704	646,221

2005 Inbound Flows From: Commodity	San Francisco/Oakland				San Francisco/ Oakland
	Las Vegas	Reno	Rest Of NV North	Rest Of NV South	
Apparel Or Related Products	342	39	79		460
Chemicals Or Allied Products	10,774	1,605	39,307	3,672	55,358
Clay, Concrete, Glass Or Stone	67,983	15,396	11,733	260	95,372
Coal					
Electrical Equipment	17,648	4,394	3,112	38	25,192
Fabricated Metal Products	43,280	11,464	8,031	41	62,816
Farm Products	12,033	7,299	171		19,503
Food Or Kindred Products	277,241	68,044	25,119	3,065	373,469
Freight Forwarder Traffic					
Fresh Fish Or Marine Products	163		102		265
Furniture Or Fixtures	563	236	52		851
Instrum, Photo Equip, Optical Eq	651	39	73		763
Leather Or Leather Products	10		7		17
Lumber Or Wood Products	22,603	2,379	1,046		26,028
Machinery	15,031	2,741	2,180	15	19,967
Mail Or Contract Traffic	1,156		119		1,275
Metallic Ores					
Misc Freight Shipments	2,211				2,211
Misc Manufacturing Products	44,059	13,318	4,945	521	62,843
Misc Mixed Shipments					
Nonmetallic Minerals					
Ordinance Or Accessories				-	-
Petroleum Or Coal Products	1,687	301	386	-	2,374
Primary Metal Products	6,572	2,338	1,895	122	10,927
Printed Matter	2,861	141	41		3,043
Pulp, Paper Or Allied Products	6,033	511	131		6,675
Rubber Or Misc Plastics	1,077	336	172	6	1,591
Secondary Traffic	107,625	80,051	64,349	505	252,530
Shipper Association Traffic					
Shipping Containers					
Small Packaged Freight Shipments					
Textile Mill Products	159	60	20		239
Tobacco Products					
Transportation Equipment	1,781	768	216	4	2,769
Waste Or Scrap Materials					
Grand Total	643,543	211,460	163,286	8,249	1,026,538


2005 Inbound Flows From: Commodity	Southeast				Southeast Total
	Las Vegas	Reno	Rest Of NV North	Rest Of NV South	
Apparel Or Related Products	3,047	3,563	73		6,683
Chemicals Or Allied Products	38,483	6,149	4,972	-	49,604
Clay, Concrete, Glass Or Stone	14,363	1,824	1,358		17,545
Coal					
Electrical Equipment	4,424	8,588	544	7	13,563
Fabricated Metal Products	15,185	3,247	1,426	12	19,870
Farm Products	2,402	1,588			3,990
Food Or Kindred Products	32,614	7,725	591	36	40,966
Freight Forwarder Traffic					
Fresh Fish Or Marine Products	2				2
Furniture Or Fixtures	22,362	2,773	1,296	1	26,432
Instrum, Photo Equip, Optical Eq	708	152	24	-	884
Leather Or Leather Products	22	1	-		23
Lumber Or Wood Products	16,266	381	3,680	1	20,328
Machinery	4,533	12,565	394	15	17,507
Mail Or Contract Traffic	2,112		16		2,128
Metallic Ores					
Misc Freight Shipments					
Misc Manufacturing Products	12,149	4,341	104		16,594
Misc Mixed Shipments	2,221	19,943			22,164
Nonmetallic Minerals					
Ordnance Or Accessories	10			24,409	24,419
Petroleum Or Coal Products	44	8	22		74
Primary Metal Products	2,289	464	427	14	3,194
Printed Matter	701	409	57		1,167
Pulp, Paper Or Allied Products	15,800	13,040	5,001		33,841
Rubber Or Misc Plastics	60,876	15,317	9,016	11	85,220
Secondary Traffic	11,105	3,977	5,478		20,560
Shipper Association Traffic					
Shipping Containers					
Small Packaged Freight Shipments	423	528			951
Textile Mill Products	10,179	1,773	499	1	12,452
Tobacco Products		-			-
Transportation Equipment	13,901	3,237	1,614	1	18,753
Waste Or Scrap Materials					
Grand Total	286,221	111,593	36,592	24,508	458,914

2005 Inbound Flows From: Commodity	Southwest				Southwest Total
	Las Vegas	Reno	Rest Of NV North	Rest Of NV South	
Apparel Or Related Products	21,309	546	552		22,407
Chemicals Or Allied Products	57,943	52,171	64,416	5	174,535
Clay, Concrete, Glass Or Stone	2,728	1,398	214		4,340
Coal					
Electrical Equipment	5,522	950	1,172	2	7,646
Fabricated Metal Products	2,934	846	534	12	4,326
Farm Products	4,390	973	2		5,365
Food Or Kindred Products	60,360	53,424	4,125	590	118,499
Freight Forwarder Traffic					
Fresh Fish Or Marine Products	52				52
Furniture Or Fixtures	507	199	61		767
Instrum, Photo Equip, Optical Eq	935	200	124		1,259
Leather Or Leather Products	31	47	3		81
Lumber Or Wood Products	18,216	433	6,569		25,218
Machinery	35,713	6,280	4,349	28	46,370
Mail Or Contract Traffic	2,795		385		3,180
Metallic Ores	33,219				33,219
Misc Freight Shipments					
Misc Manufacturing Products	696	519	88		1,303
Misc Mixed Shipments		6,739			6,739
Nonmetallic Minerals					
Ordnance Or Accessories					
Petroleum Or Coal Products	41	4,536	7		4,584
Primary Metal Products	13,245	15,678	11,032	26	39,981
Printed Matter	581	198	75		854
Pulp, Paper Or Allied Products	169,773	57,402	16,681	874	244,730
Rubber Or Misc Plastics	2,065	4,050	421	2	6,538
Secondary Traffic	13,469	5,149	7,538	19	26,175
Shipper Association Traffic					
Shipping Containers					
Small Packaged Freight Shipments					
Textile Mill Products	1,219	31	10		1,260
Tobacco Products					
Transportation Equipment	13,280	1,050	835	13	15,178
Waste Or Scrap Materials					
Grand Total	461,023	212,819	119,193	1,571	794,606

2005 Inbound Flows From:	Utah				Utah Total
	Las Vegas	Reno	Rest Of NV North	Rest Of NV South	
Apparel Or Related Products	50	5	-		55
Chemicals Or Allied Products	298,858	35	116,958	4	415,855
Clay, Concrete, Glass Or Stone	177,919	475	134,252		312,646
Coal	2,357,407	24,770	976,001	314	3,358,492
Electrical Equipment	312	1	121		434
Fabricated Metal Products	425	19	2	3	449
Farm Products	5,255	3,208			8,463
Food Or Kindred Products	321	2,862	39	1	3,223
Freight Forwarder Traffic					
Fresh Fish Or Marine Products					
Furniture Or Fixtures	172	31	10		213
Instrum, Photo Equip, Optical Eq	235	-	81		316
Leather Or Leather Products	8		3		11
Lumber Or Wood Products	6,668	370	229		7,267
Machinery	130	17	43		190
Mail Or Contract Traffic	628		439		1,067
Metallic Ores					
Misc Freight Shipments					
Misc Manufacturing Products	281	50	36		367
Misc Mixed Shipments		2,001			2,001
Nonmetallic Minerals					
Ordinance Or Accessories					
Petroleum Or Coal Products	833	13	152		998
Primary Metal Products	19,861	593	405	21	20,880
Printed Matter	134	1	39		174
Pulp, Paper Or Allied Products	20,828	5,121	1,224	23	27,196
Rubber Or Misc Plastics	86	28	10		124
Secondary Traffic	14,902	4,568	7,055	607	27,132
Shipper Association Traffic					
Shipping Containers				2,287	2,287
Small Packaged Freight Shipments					
Textile Mill Products	14		5		19
Tobacco Products					
Transportation Equipment	4,527	273	244	7	5,051
Waste Or Scrap Materials	28,817				28,817
Grand Total	2,938,671	44,441	1,237,348	3,267	4,223,727

2005 Inbound Flows From: Commodity	Washington				Washington Total
	Las Vegas	Reno	Rest Of NV North	Rest Of NV South	
Apparel Or Related Products	50	5	9		64
Chemicals Or Allied Products	14,553	226	9,111	-	23,890
Clay, Concrete, Glass Or Stone	34	47	11		92
Coal					
Electrical Equipment	164	40	61		265
Fabricated Metal Products	150	5	16	-	171
Farm Products	9,940	6,113	32		16,085
Food Or Kindred Products	12,863	3,027	886	10	16,786
Freight Forwarder Traffic					
Fresh Fish Or Marine Products	50		20		70
Furniture Or Fixtures	1,177	315	150	1	1,643
Instrum, Photo Equip, Optical Eq	3,481	40	96		3,617
Leather Or Leather Products	111		1		112
Lumber Or Wood Products	40,109	2,259	1,128		43,496
Machinery	471	10	152		633
Mail Or Contract Traffic	924		359		1,283
Metallic Ores					
Misc Freight Shipments					
Misc Manufacturing Products	683	20	9		712
Misc Mixed Shipments					
Nonmetallic Minerals					
Ordnance Or Accessories				-	-
Petroleum Or Coal Products					
Primary Metal Products	3,539	276	71	14	3,900
Printed Matter	165	15	59		239
Pulp, Paper Or Allied Products	30,613	383	78		31,074
Rubber Or Misc Plastics	142	84	30	-	256
Secondary Traffic	1,161	706	564		2,431
Shipper Association Traffic					
Shipping Containers					
Small Packaged Freight Shipments					
Textile Mill Products	5		2		7
Tobacco Products					
Transportation Equipment	3,673	6	51	1,178	4,908
Waste Or Scrap Materials					
Grand Total	124,058	13,577	12,896	1,203	151,734

Appendix B
1995 COMMODITY DETAIL TABLES
TOTAL TRADE



1995 Nevada Outbound Freight: Commodity Detail

Destination	2 Digit Commodity Group	Commodity Detail	Tons Out
Arizona	Apparel Or Related Products	Mens Or Boys Clothing	38
Arizona	Apparel Or Related Products	Womens Or Childrens Clothing	23
Arizona	Apparel Or Related Products	Textile Housefurnishings	9
Arizona	Apparel Or Related Products	Misc Fabricated Textile Products	9
Arizona	Apparel Or Related Products	Curtains Or Draperies	4
Arizona	Apparel Or Related Products	Apparel, Nec	1
Arizona	Apparel Or Related Products	Textile Bags	1
Arizona	Chemicals Or Allied Products	Potassium Or Sodium Compoun	1
Arizona	Chemicals Or Allied Products	Fertilizers	4,339
Arizona	Chemicals Or Allied Products	Misc Indus Inorganic Chemicals	1,114
Arizona	Chemicals Or Allied Products	Cyclic Intermediates Or Dyes	44
Arizona	Chemicals Or Allied Products	Crude Prod Of Coal, Gas, Petrole	11
Arizona	Chemicals Or Allied Products	Paints, Lacquers, Etc.	0
Arizona	Chemicals Or Allied Products	Drugs	0
Arizona	Clay, Concrete, Glass Or Stone	Portland Cement	6,005
Arizona	Clay, Concrete, Glass Or Stone	Ready-Mix Concrete, Wet	5,345
Arizona	Clay, Concrete, Glass Or Stone	Gypsum Products	1,913
Arizona	Clay, Concrete, Glass Or Stone	Concrete Products	1,346
Arizona	Clay, Concrete, Glass Or Stone	Clay Brick Or Tile	354
Arizona	Clay, Concrete, Glass Or Stone	Clay Concrete, Glass Or Stone	279
Arizona	Clay, Concrete, Glass Or Stone	Lime Or Lime Plaster	144
Arizona	Clay, Concrete, Glass Or Stone	Flat Glass	19
Arizona	Electrical Equipment	Radio Or Tv Receiving Sets	921
Arizona	Electrical Equipment	Lighting Fixtures	80
Arizona	Electrical Equipment	Electrical Equipment, Nec	80
Arizona	Electrical Equipment	Noncurrent Wiring Devices	51
Arizona	Electrical Equipment	Solid State Semiconducts	38
Arizona	Electrical Equipment	Storage Batteries Or Plates	27
Arizona	Electrical Equipment	Misc Electronic Components	24
Arizona	Electrical Equipment	Carbon Prod For Electric Uses	22
Arizona	Electrical Equipment	Welding Apparatus	21
Arizona	Electrical Equipment	Electric Lamps	13
Arizona	Electrical Equipment	Industrial Controls Or Parts	12
Arizona	Electrical Equipment	Misc Electrical Industrial Equipm	9
Arizona	Electrical Equipment	Motors Or Generators	5
Arizona	Electrical Equipment	Current Carrying Wiring Equipm	1
Arizona	Electrical Equipment	X-Ray Equipment	0
Arizona	Fabricated Metal Products	Architectural Metal Work	104
Arizona	Fabricated Metal Products	Fabricated Structural Metal Prod	72
Arizona	Fabricated Metal Products	Sheet Metal Products	42
Arizona	Fabricated Metal Products	Misc Metal Work	36
Arizona	Fabricated Metal Products	Fabricated Metal Products, Nec	19
Arizona	Fabricated Metal Products	Fabricated Plate Products	15
Arizona	Fabricated Metal Products	Metal Doors, Sash, Etc.	2
Arizona	Fabricated Metal Products	Cutlery, Not Electrical	2
Arizona	Fabricated Metal Products	Metal Safes Or Vaults	0
Arizona	Fabricated Metal Products	Metal Sanitary Ware	0
Arizona	Farm Products	Misc. Field Crops	5,114
Arizona	Food Or Kindred Products	Prepared Or Canned Feed	1,358
Arizona	Food Or Kindred Products	Distilled Or Blended Liquors	123
Arizona	Food Or Kindred Products	Pickled Fruits Or Vegetables	79
Arizona	Food Or Kindred Products	Frozen Fruit, Veg Or Juice	7
Arizona	Instrum, Photo Equip, Optical E	Mech Measuring Or Control Equip	459
Arizona	Instrum, Photo Equip, Optical E	Engrg, Lab Or Scientific Equipm	237
Arizona	Instrum, Photo Equip, Optical E	Instrum, Photo Equipment, Optic	112
Arizona	Lumber Or Wood Products	Structural Wood Prod, Nec	176
Arizona	Lumber Or Wood Products	Lumber Or Dimension Stock	76
Arizona	Lumber Or Wood Products	Kitchen Cabinets, Wood	0
Arizona	Machinery	Misc Machinery Or Parts	177
Arizona	Machinery	Misc General Industrial	148
Arizona	Machinery	Ventilating Equipment	112
Arizona	Machinery	Mech Power Transmission Equip	51
Arizona	Machinery	Refrigeration Machinery	44
Arizona	Machinery	Industrial Pumps	10
Arizona	Machinery	Ball Or Roller Bearings	9
Arizona	Machinery	Misc Special Industry Mach	4
Arizona	Machinery	Elevators Or Escalators	1
Arizona	Machinery	Food Prod Machinery	0
Arizona	Machinery	Misc Service Industry Machinery	0
Arizona	Mail Or Contract Traffic	Mail And Express Traffic	317
Arizona	Misc Freight Shipments	Misc Freight Shipments	300
Arizona	Misc Manufacturing Products	Manufactured Prod, Nec	109
Arizona	Misc Manufacturing Products	Matches	31
Arizona	Misc Manufacturing Products	Signs Or Advertising Displays	15
Arizona	Misc Manufacturing Products	Furs, Dressed Or Dyed	0
Arizona	Misc Manufacturing Products	Sporting Or Athletic Goods	0
Arizona	Misc Manufacturing Products	Games Or Toys	0
Arizona	Misc Manufacturing Products	Childrens Vehic Or Parts, Nec	-
Arizona	Petroleum Or Coal Products	Asphalt Paving Blocks Or Mix	0
Arizona	Primary Metal Products	Iron Or Steel Forgings	2,283
Arizona	Primary Metal Products	Iron Or Steel Castings	1
Arizona	Primary Metal Products	Primary Iron Or Steel Products	1
Arizona	Primary Metal Products	Aluminum Or Alloy Basic Shapes	0
Arizona	Primary Metal Products	Misc Nonferrous Basic Shapes	0
Arizona	Primary Metal Products	Steel Wire, Nails Or Spikes	0
Arizona	Printed Matter	Misc Printed Matter	192
Arizona	Printed Matter	Manifold Business Forms	187
Arizona	Printed Matter	Printed Matter	21
Arizona	Printed Matter	Greeting Cards, Seals, Etc	4
Arizona	Printed Matter	Blankbook, Loose Leaf Binder	0
Arizona	Pulp, Paper Or Allied Products	Containers Or Boxes, Paper	1
Arizona	Rubber Or Misc Plastics	Misc Plastic Products	388
Arizona	Rubber Or Misc Plastics	Misc Fabricated Products	57
Arizona	Rubber Or Misc Plastics	Rubber Or Misc Plastics	7

1995 Nevada Inbound Freight: Commodity Detail

Origin	2 Digit Commodity Group	Commodity Detail	Tons In
Arizona	Apparel Or Related Products	Apparel, Nec	0
Arizona	Chemicals Or Allied Products	Misc Indus Inorganic Chemicals	1,057.736
Arizona	Chemicals Or Allied Products	Industrial Gases	478
Arizona	Chemicals Or Allied Products	Chemical Preparations, Nec	381
Arizona	Chemicals Or Allied Products	Adhesives	185
Arizona	Chemicals Or Allied Products	Plastic Mater Or Synth Fibres	92
Arizona	Chemicals Or Allied Products	Potassium Or Sodium Compoun	99
Arizona	Chemicals Or Allied Products	Misc Industrial Organic Chemical	18
Arizona	Chemicals Or Allied Products	Chemicals Or Allied Products	22
Arizona	Chemicals Or Allied Products	Cyclic Intermediates Or Dyes	19
Arizona	Chemicals Or Allied Products	Drugs	19
Arizona	Chemicals Or Allied Products	Soap Or Other Detergents	10
Arizona	Chemicals Or Allied Products	Cosmetics, Perfumes, Etc.	3
Arizona	Chemicals Or Allied Products	Misc Agricultural Chemicals	2
Arizona	Chemicals Or Allied Products	Surface Active Agents	1
Arizona	Clay, Concrete, Glass Or Stone	Ready-Mix Concrete, Wet	40,436
Arizona	Clay, Concrete, Glass Or Stone	Mineral Wool	592
Arizona	Clay, Concrete, Glass Or Stone	Cut Stone Or Stone Products	35
Arizona	Clay, Concrete, Glass Or Stone	Clay Concrete, Glass Or Stone	18
Arizona	Clay, Concrete, Glass Or Stone	Misc Glassware, Blown Or Press	0
Arizona	Clay, Concrete, Glass Or Stone	Concrete Products	0
Arizona	Electrical Equipment	Electrical Equipment, Nec	598
Arizona	Electrical Equipment	Misc Electronic Components	302
Arizona	Electrical Equipment	Storage Batteries Or Plates	87
Arizona	Electrical Equipment	Telephone Or Telegraph Equip	33
Arizona	Electrical Equipment	Elec Eq For Intern Comb Engine	51
Arizona	Electrical Equipment	Radio Or Tv Transmitting Equip	40
Arizona	Electrical Equipment	Radio Or Tv Receiving Sets	38
Arizona	Electrical Equipment	Solid State Semiconducts	32
Arizona	Electrical Equipment	Lighting Fixtures	1
Arizona	Electrical Equipment	Industrial Controls Or Parts	1
Arizona	Electrical Equipment	Misc Electrical Industrial Equip	0
Arizona	Fabricated Metal Products	Metal Stampings	117
Arizona	Fabricated Metal Products	Bolts, Nuts, Screws, Etc.	70
Arizona	Fabricated Metal Products	Misc Metal Work	65
Arizona	Fabricated Metal Products	Sheet Metal Products	61
Arizona	Fabricated Metal Products	Architectural Metal Work	50
Arizona	Fabricated Metal Products	Fabricated Metal Products	37
Arizona	Fabricated Metal Products	Fabricated Metal Products, Nec	15
Arizona	Fabricated Metal Products	Fabricated Structural Metal Pro	13
Arizona	Fabricated Metal Products	Metal Doors, Sash, Etc.	3
Arizona	Fabricated Metal Products	Valves Or Pipe Fittings	1
Arizona	Fabricated Metal Products	Metal Cans	0
Arizona	Fabricated Metal Products	Misc Hardware	0
Arizona	Fabricated Metal Products	Edge Or Hand Tools	0
Arizona	Fabricated Metal Products	Fabricated Plate Products	0
Arizona	Fabricated Metal Products	Metal Safes Or Vaults	0
Arizona	Fabricated Metal Products	Misc Fabricated Wire Products	0
Arizona	Fabricated Metal Products	Metal Shipping Containers	0
Arizona	Farm Products	Misc. Field Crops	3,402
Arizona	Farm Products	Misc Fresh Vegetables	1,878
Arizona	Farm Products	Citrus Fruits	174
Arizona	Farm Products	Bulbs, Roots Or Tubers	2
Arizona	Food Or Kindred Products	Sor Drinks Or Mineral Water	510,476
Arizona	Food Or Kindred Products	Prepared Or Canned Feed	209,873
Arizona	Food Or Kindred Products	Ice, Natural Or Manufactured	192,978
Arizona	Food Or Kindred Products	Cottonseed Oil Or By-Prod	163,624
Arizona	Food Or Kindred Products	Flour Or Other Grain Mill Produ	166,464
Arizona	Food Or Kindred Products	Processed Milk	55,859
Arizona	Food Or Kindred Products	Canned Specialties	35,485
Arizona	Food Or Kindred Products	Misc Food Preparations, Nec	29,213
Arizona	Food Or Kindred Products	Cereal Preparations	6,409
Arizona	Food Or Kindred Products	Pickled Fruits Or Vegetables	1,323
Arizona	Food Or Kindred Products	Meat, Fresh Or Chilled	4
Arizona	Food Or Kindred Products	Animal By-Prod, Inedible	2
Arizona	Food Or Kindred Products	Meat, Fresh Frozen	0
Arizona	Furniture Or Fixtures	Bedsonings Or Mattresses	24
Arizona	Furniture Or Fixtures	Furniture Or Fixtures	18
Arizona	Furniture Or Fixtures	Tables Or Desks	0
Arizona	Furniture Or Fixtures	Benches, Chairs, Stools	0
Arizona	Furniture Or Fixtures	Cabinets Or Cases	0
Arizona	Furniture Or Fixtures	Household Or Office Furn, Nec	0
Arizona	Instrum, Photo Equip, Optical E	Orthopedic Or Prosthetic Suppor	45
Arizona	Instrum, Photo Equip, Optical E	Engrg, Lab Or Scientific Equipm	21
Arizona	Instrum, Photo Equip, Optical E	Mech Measuring Or Control Equip	16
Arizona	Instrum, Photo Equip, Optical E	Surgical Or Medical Instruments	13
Arizona	Leather Or Leather Products	Leather Footwear	21
Arizona	Lumber Or Wood Products	Primary Forest Materials	223
Arizona	Lumber Or Wood Products	Lumber Or Dimension Stock	75
Arizona	Lumber Or Wood Products	Wood Cont, Or Box Shooks	4
Arizona	Lumber Or Wood Products	Misc Wood Products	0
Arizona	Machinery	Industrial Pumps	5,455
Arizona	Machinery	Electronic Data Prod Equipment	6,239
Arizona	Machinery	Misc Machinery Or Parts	722
Arizona	Machinery	Typewriters Or Parts	581
Arizona	Machinery	Law Or Legal Equipment	2
Arizona	Machinery	Refrigeration Machinery	2
Arizona	Machinery	Mining Machinery Or Parts	2
Arizona	Machinery	Misc Service Industry Machinery	1
Arizona	Machinery	Scales Or Balances	1
Arizona	Machinery	Special Dies Tools Jigs Etc	0
Arizona	Machinery	Carburetors, Pistons, Etc.	0
Arizona	Machinery	Woodworking Machinery	0
Arizona	Mail Or Contract Traffic	Mail And Express Traffic	483

1995 Nevada Outbound Freight: Commodity Detail

Destination	2 Digit Commodity Group	Commodity Detail	Tons Out
Arizona	Secondary Traffic	Warehouse & Distribution Centre	9,381
Arizona	Secondary Traffic	Air Freight Drayage	4,998
Arizona	Textile Mill Products	Cordage Or Twine	426
Arizona	Transportation Equipment	Motor Vehicles	251
Arizona	Transportation Equipment	Motor Vehicle Parts Or Accessor	63
Arizona	Transportation Equipment	Motor Bus Or Truck Bodies	7
Arizona	Transportation Equipment	Locomotives Or Parts	7
Arizona	Transportation Equipment	Aircraft Or Missile Engines	4
Arizona	Transportation Equipment	Misc Aircraft Parts	3
Arizona	Transportation Equipment	Truck Trailers	3
Arizona	Transportation Equipment	Aircraft	2
Central Prairie	Apparel Or Related Products	Womens Or Childrens Clothing	1,314
Central Prairie	Apparel Or Related Products	Mens Or Boys Clothing	99
Central Prairie	Apparel Or Related Products	Textile Housefurnishings	9
Central Prairie	Apparel Or Related Products	Canvas Products	6
Central Prairie	Apparel Or Related Products	Caps Or Hats Or Hat Bodies	4
Central Prairie	Apparel Or Related Products	Misc Fabricated Textile Products	3
Central Prairie	Apparel Or Related Products	Textile Bags	3
Central Prairie	Apparel Or Related Products	Curtains Or Draperies	1
Central Prairie	Apparel Or Related Products	Textile Prod.Pleated Etc.	1
Central Prairie	Apparel Or Related Products	Apparel, Nec	0
Central Prairie	Apparel Or Related Products	Robes Or Dressing Gowns	0
Central Prairie	Apparel Or Related Products	Apparel Belts	0
Central Prairie	Apparel Or Related Products	Fur Goods	0
Central Prairie	Apparel Or Related Products	Leather Clothing	0
Central Prairie	Chemicals Or Allied Products	Potassium Or Sodium Compoun	3,960
Central Prairie	Chemicals Or Allied Products	Plastic Mater Or Synth Fibres	3,800
Central Prairie	Chemicals Or Allied Products	Misc Indus Inorganic Chemicals	579
Central Prairie	Chemicals Or Allied Products	Fertilizers	247
Central Prairie	Chemicals Or Allied Products	Paints, Lacquers, Etc.	194
Central Prairie	Chemicals Or Allied Products	Misc Agricultural Chemicals	5
Central Prairie	Chemicals Or Allied Products	Misc Industrial Organic Chemical	4
Central Prairie	Chemicals Or Allied Products	Drugs	2
Central Prairie	Chemicals Or Allied Products	Chemical Preparations, Nec	1
Central Prairie	Clay, Concrete, Glass Or Stone	Nonmetal Minerals Processed	15,480
Central Prairie	Clay, Concrete, Glass Or Stone	Gypsum Products	236
Central Prairie	Clay, Concrete, Glass Or Stone	Misc Glassware, Blown Or Press	39
Central Prairie	Clay, Concrete, Glass Or Stone	Clay, Concrete, Glass Or Stone	31
Central Prairie	Clay, Concrete, Glass Or Stone	Flat Glass	4
Central Prairie	Clay, Concrete, Glass Or Stone	Clay Brick Or Tile	1
Central Prairie	Electrical Equipment	Lighting Fixtures	424
Central Prairie	Electrical Equipment	Electric Measuring Instrmts	173
Central Prairie	Electrical Equipment	Motors Or Generators	144
Central Prairie	Electrical Equipment	Noncurrent Wiring Devices	11
Central Prairie	Electrical Equipment	Misc Electronic Components	10
Central Prairie	Electrical Equipment	Electric Housewares Or Fans	9
Central Prairie	Electrical Equipment	Electric Lamps	8
Central Prairie	Electrical Equipment	Storage Batteries Or Plates	4
Central Prairie	Electrical Equipment	Welding Apparatus	4
Central Prairie	Electrical Equipment	Household Cooking Equipment	4
Central Prairie	Electrical Equipment	Electrical Equipment, Nec	3
Central Prairie	Electrical Equipment	Carbon Prod For Electric Uses	3
Central Prairie	Electrical Equipment	Household Refrigerators	2
Central Prairie	Electrical Equipment	Current Carrying Wiring Equipm	1
Central Prairie	Electrical Equipment	Misc Electrical Industrial Equipm	1
Central Prairie	Electrical Equipment	Solid State Semiconducts	1
Central Prairie	Electrical Equipment	Elec Eq For Intern Comb Engine	1
Central Prairie	Electrical Equipment	Industrial Controls Or Parts	1
Central Prairie	Electrical Equipment	Radio Or Tv Receiving Sets	1
Central Prairie	Electrical Equipment	Electrical Transformers	1
Central Prairie	Electrical Equipment	Electronic Tubes	0
Central Prairie	Electrical Equipment	X-Ray Equipment	0
Central Prairie	Fabricated Metal Products	Fabricated Structural Metal Prod	156
Central Prairie	Fabricated Metal Products	Fabricated Metal Products, Nec	55
Central Prairie	Fabricated Metal Products	Fabricated Metal Products	9
Central Prairie	Fabricated Metal Products	Sheet Metal Products	9
Central Prairie	Fabricated Metal Products	Misc Metal Work	6
Central Prairie	Fabricated Metal Products	Fabricated Plate Products	4
Central Prairie	Fabricated Metal Products	Metal Doors, Sash, Etc.	3
Central Prairie	Fabricated Metal Products	Edge Or Hand Tools	2
Central Prairie	Fabricated Metal Products	Heating Equip, Not Electrical	2
Central Prairie	Fabricated Metal Products	Cutlery, Not Electrical	1
Central Prairie	Fabricated Metal Products	Misc Hardware	1
Central Prairie	Fabricated Metal Products	Metal Safes Or Vaults	1
Central Prairie	Fabricated Metal Products	Valves Or Pipe Fittings	1
Central Prairie	Fabricated Metal Products	Metal Stampings	1
Central Prairie	Fabricated Metal Products	Metal Sanitary Ware	1
Central Prairie	Fabricated Metal Products	Buildings Or Cabinet Hardware	0
Central Prairie	Farm Products	Misc Field Crops	3,450
Central Prairie	Food Or Kindred Products	Prepared Or Canned Food	19,103
Central Prairie	Food Or Kindred Products	Distilled Or Blended Liquors	3,877
Central Prairie	Food Or Kindred Products	Pickled Fruits Or Vegetables	3,504
Central Prairie	Food Or Kindred Products	Misc Food Preparations, Nec	759
Central Prairie	Food Or Kindred Products	Cereal Preparations	165
Central Prairie	Food Or Kindred Products	Food Or Kindred Products	155
Central Prairie	Food Or Kindred Products	Meat, Fresh Or Chilled	3
Central Prairie	Food Or Kindred Products	Margarine, Shortening, Etc.	2
Central Prairie	Food Or Kindred Products	Animal By-Prod Inedible	1
Central Prairie	Food Or Kindred Products	Soft Drinks Or Mineral Water	1
Central Prairie	Food Or Kindred Products	Meat, Fresh Frozen	0
Central Prairie	Food Or Kindred Products	Dressed Poultry, Fresh	0
Central Prairie	Food Or Kindred Products	Dressed Poultry, Frozen	0
Central Prairie	Food Or Kindred Products	Processed Poultry Or Eggs	0
Central Prairie	Furniture Or Fixtures	Wood Lockers, Partitions, Etc	0

1995 Nevada Inbound Freight: Commodity Detail

Origin	2 Digit Commodity Group	Commodity Detail	Tons In
Arizona	Misc Manufacturing Products	Sporting Or Athletic Goods	38
Arizona	Misc Manufacturing Products	Games Or Toys	1
Arizona	Misc Manufacturing Products	Signs Or Advertising Displays	1
Arizona	Misc Manufacturing Products	Pencils Crayons Or Artists Mate	0
Arizona	Misc Manufacturing Products	Costume Jewelry Or Novelties	0
Arizona	Petroleum Or Coal Products	Childrens Vehic Or Parts, Nec	0
Arizona	Primary Metal Products	Asphalt Paving Blocks Or Mix	96,632
Arizona	Primary Metal Products	Nonferrous Wire	43
Arizona	Primary Metal Products	Primary Iron Or Steel Products	0
Arizona	Primary Metal Products	Blast Furnace Or Coke	0
Arizona	Printed Matter	Misc Printed Matter	335
Arizona	Printed Matter	Newspapers	210
Arizona	Printed Matter	Blankbook, Loose Leaf Binder	1
Arizona	Pulp, Paper Or Allied Products	Manifold Business Forms	0
Arizona	Pulp, Paper Or Allied Products	Containers Or Boxes, Paper	17
Arizona	Pulp, Paper Or Allied Products	Fibre Cans, Drums Or Tubes	1
Arizona	Pulp, Paper Or Allied Products	Paper Bags	0
Arizona	Rubber Or Misc Plastics	Rubber Or Misc Plastics	130
Arizona	Rubber Or Misc Plastics	Rubber Or Plastic Footwear	96
Arizona	Rubber Or Misc Plastics	Misc Plastic Products	48
Arizona	Secondary Traffic	Warehouse & Distribution Centre	530,570
Arizona	Secondary Traffic	Air Freight Drayage	2,368
Arizona	Secondary Traffic	Motor Vehicle Parts Or Accesso	140,082
Arizona	Transportation Equipment	Ships Or Boats	2,233
Arizona	Transportation Equipment	Misc Aircraft Parts	54
Arizona	Transportation Equipment	Motor Vehicles	12
Arizona	Transportation Equipment	Transportation Equipment, Nec	4
Arizona	Transportation Equipment	Aircraft Or Missile Engines	2
Arizona	Transportation Equipment	Aircraft Procellers Or Parts	2
Arizona	Transportation Equipment	Truck Trailers	1
Arizona	Transportation Equipment	Trailer Coaches	0
Arizona	Transportation Equipment	Aircraft	0
Arizona	Transportation Equipment	Motor Bus Or Truck Bodies	0
Central Prairie	Apparel Or Related Products	Misc Fabricated Textile Product	1,126
Central Prairie	Apparel Or Related Products	Mens Or Boys Clothing	72
Central Prairie	Apparel Or Related Products	Canvas Products	41
Central Prairie	Apparel Or Related Products	Textile Housefurnishings	9
Central Prairie	Apparel Or Related Products	Womens Or Childrens Clothing	9
Central Prairie	Apparel Or Related Products	Textile Bags	1
Central Prairie	Apparel Or Related Products	Curtains Or Draperies	0
Central Prairie	Apparel Or Related Products	Robes Or Dressing Gowns	0
Central Prairie	Apparel Or Related Products	Apparel, Nec	0
Central Prairie	Chemicals Or Allied Products	Misc Industrial Organic Chemical	84,056
Central Prairie	Chemicals Or Allied Products	Fertilizers	3,918
Central Prairie	Chemicals Or Allied Products	Misc Agricultural Chemicals	1,355
Central Prairie	Chemicals Or Allied Products	Soap Or Other Detergents	534
Central Prairie	Chemicals Or Allied Products	Chemicals Or Allied Products	456
Central Prairie	Chemicals Or Allied Products	Paints, Lacquers, Etc.	69
Central Prairie	Chemicals Or Allied Products	Misc Indus Inorganic Chemicals	56
Central Prairie	Chemicals Or Allied Products	Specialty Cleaning Preparations	42
Central Prairie	Chemicals Or Allied Products	Cosmetics, Perfumes, Etc.	24
Central Prairie	Chemicals Or Allied Products	Adhesives	20
Central Prairie	Chemicals Or Allied Products	Potassium Or Sodium Compoun	17
Central Prairie	Chemicals Or Allied Products	Chemical Preparations, Nec	13
Central Prairie	Chemicals Or Allied Products	Cyclic Intermediates Or Dyes	5
Central Prairie	Chemicals Or Allied Products	Plastic Mater Or Synth Fibres	3
Central Prairie	Chemicals Or Allied Products	Drugs	3
Central Prairie	Chemicals Or Allied Products	Inorganic Pigments	1
Central Prairie	Chemicals Or Allied Products	Surface Active Agents	0
Central Prairie	Clay, Concrete, Glass Or Stone	Ready-Mix Concrete, Wet	67
Central Prairie	Clay, Concrete, Glass Or Stone	Clay, Concrete, Glass Or Stone	36
Central Prairie	Clay, Concrete, Glass Or Stone	Ceramic Floor Or Wall Tiles	15
Central Prairie	Clay, Concrete, Glass Or Stone	Concrete Products	11
Central Prairie	Clay, Concrete, Glass Or Stone	Refractories	2
Central Prairie	Clay, Concrete, Glass Or Stone	Portland Cement	2
Central Prairie	Clay, Concrete, Glass Or Stone	Gypsum Products	1
Central Prairie	Clay, Concrete, Glass Or Stone	Porcelain Electric Supplies	1
Central Prairie	Clay, Concrete, Glass Or Stone	Misc Glassware, Blown Or Press	1
Central Prairie	Clay, Concrete, Glass Or Stone	Clay Brick Or Tile	1
Central Prairie	Clay, Concrete, Glass Or Stone	Cut Stone Or Stone Products	0
Central Prairie	Clay, Concrete, Glass Or Stone	Nonmetal Minerals, Processed	0
Central Prairie	Clay, Concrete, Glass Or Stone	Mineral Wool	0
Central Prairie	Clay, Concrete, Glass Or Stone	Misc Pottery Products	0
Central Prairie	Clay, Concrete, Glass Or Stone	Misc Nonmetallic Minerals	0
Central Prairie	Electrical Equipment	Storage Batteries Or Plates	686
Central Prairie	Electrical Equipment	Radio Or Tv Receiving Sets	259
Central Prairie	Electrical Equipment	Electrical Equipment	229
Central Prairie	Electrical Equipment	Household Laundry Equipment	201
Central Prairie	Electrical Equipment	Lighting Fixtures	109
Central Prairie	Electrical Equipment	Electric Housewares Or Fans	92
Central Prairie	Electrical Equipment	Electrical Transformers	55
Central Prairie	Electrical Equipment	Telephone Or Telegraph Equip	51
Central Prairie	Electrical Equipment	Household Refrigerators	47
Central Prairie	Electrical Equipment	Household Cooking Equipment	46
Central Prairie	Electrical Equipment	Primary Batteries	30
Central Prairie	Electrical Equipment	Elec Eq For Intern Comb Engine	29
Central Prairie	Electrical Equipment	Misc Electronic Components	22
Central Prairie	Electrical Equipment	Motors Or Generators	20
Central Prairie	Electrical Equipment	Electrical Equipment, Nec	10
Central Prairie	Electrical Equipment	Electronic Tubes	7
Central Prairie	Electrical Equipment	Noncurrent Wiring Devices	6
Central Prairie	Electrical Equipment	Radio Or Tv Transmitting Equip	5
Central Prairie	Electrical Equipment	Misc Electrical Industrial Equip	3

1995 Nevada Outbound Freight: Commodity Detail

1995 Nevada Inbound Freight: Commodity Detail

Destination	2 Digit Commodity Group	Commodity Detail	Tons Out	Origin	2 Digit Commodity Group	Commodity Detail	Tons In
Central Prairie	Furniture Or Fixtures	Metal Lockers,Partitions, Etc.	0	Central Prairie	Electrical Equipment	Caroon Prod For Electric Uses	3
Central Prairie	Furniture Or Fixtures	Tables Or Desks	0	Central Prairie	Electrical Equipment	Electric Measuring Instrmts	1
Central Prairie	Furniture Or Fixtures	Benches,Chairs, Stools	0	Central Prairie	Electrical Equipment	Misc Household Appliances	1
Central Prairie	Furniture Or Fixtures	Public Building Or Related Furnit	3	Central Prairie	Electrical Equipment	Phonograph Records	0
Central Prairie	Furniture Or Fixtures	Beds,Dressers,Chests, Etc	0	Central Prairie	Electrical Equipment	Welding Apparatus	0
Central Prairie	Furniture Or Fixtures	Household Or Office Furn, Nec	0	Central Prairie	Electrical Equipment	Current Carrying Wiring Equipm	0
Central Prairie	Furniture Or Fixtures	Buffets, China Closets, Etc.	0	Central Prairie	Fabricated Metal Products	Misc Metal Work	1,570
Central Prairie	Furniture Or Fixtures	Childrens Furniture	0	Central Prairie	Fabricated Metal Products	Metal Doors, Sash, Etc.	959
Central Prairie	Instrum, Photo Equip, Optical E	Engrs, Lab Or Scientific Equipm	20	Central Prairie	Fabricated Metal Products	Fabricated Metal Products, Nec	380
Central Prairie	Instrum, Photo Equip, Optical E	Instrum, Photo Equipment, Optic	8	Central Prairie	Fabricated Metal Products	Metal Stampings	241
Central Prairie	Instrum, Photo Equip, Optical E	Orthopedic Or Prosthetic Suppli	0	Central Prairie	Fabricated Metal Products	Metal Cans	89
Central Prairie	Instrum, Photo Equip, Optical E	Automatic Temperature Controls	0	Central Prairie	Fabricated Metal Products	Bolts, Nuts, Screws, Etc.	86
Central Prairie	Lumber Or Wood Products	Primary Forest Materials	1,316	Central Prairie	Fabricated Metal Products	Valves Or Pipe Fittings	54
Central Prairie	Lumber Or Wood Products	Lumber Or Dimension Stock	348	Central Prairie	Fabricated Metal Products	Misc Hardware	39
Central Prairie	Lumber Or Wood Products	Millwork Or Cabinetwork	0	Central Prairie	Fabricated Metal Products	Misc Fabricated Wire Products	32
Central Prairie	Machinery	Misc Office Machines	103	Central Prairie	Fabricated Metal Products	Builders Or Cabinet Hardware	17
Central Prairie	Machinery	Machinery	97	Central Prairie	Fabricated Metal Products	Eggs Or Hand Tools	12
Central Prairie	Machinery	Misc Machinery Or Parts	46	Central Prairie	Fabricated Metal Products	Fabricated Structural Metal Pro	9
Central Prairie	Machinery	Mech Power Transmission Equip	16	Central Prairie	Fabricated Metal Products	Fabricated Plate Products	5
Central Prairie	Machinery	Ventilating Equipment	15	Central Prairie	Fabricated Metal Products	Metal Safes Or Vaults	5
Central Prairie	Machinery	Industrial Pumps	14	Central Prairie	Fabricated Metal Products	Sheet Metal Products	3
Central Prairie	Machinery	Ball Or Roller Bearings	12	Central Prairie	Fabricated Metal Products	Heating Equip,Not Electrical	2
Central Prairie	Machinery	Refrigeration Machinery	11	Central Prairie	Fabricated Metal Products	Metal Sanitary Ware	1
Central Prairie	Machinery	Misc General Industrial	9	Central Prairie	Fabricated Metal Products	Metal Shipping Containers	1
Central Prairie	Machinery	Industrial Process Furnaces	4	Central Prairie	Fabricated Metal Products	Steel Springs	1
Central Prairie	Machinery	Machine Tools, Metal Cutting	2	Central Prairie	Fabricated Metal Products	Plumbing Fixtures	0
Central Prairie	Machinery	Carburetors, Pistons, Etc	2	Central Prairie	Farm Products	Grain	53,148
Central Prairie	Machinery	Conveyors Or Parts	1	Central Prairie	Farm Products	Deciduous Fruits	66
Central Prairie	Machinery	Food Prod Machinery	1	Central Prairie	Food Or Kindred Products	Wet Corn Milling Or Mlo	23,082
Central Prairie	Machinery	Electronic Data Proc Equipment	1	Central Prairie	Food Or Kindred Products	Flour Or Other Grain Mill Produ	11,400
Central Prairie	Machinery	Constr Machinery Or Equipment	1	Central Prairie	Food Or Kindred Products	Prepared Or Canned Feed	6,437
Central Prairie	Machinery	Misc Service Industry Machinery	1	Central Prairie	Food Or Kindred Products	Misc Food Preparations, Nec	5,122
Central Prairie	Machinery	Misc Special Industr Mach	0	Central Prairie	Food Or Kindred Products	Soybean Oil Or By-Products	1,147
Central Prairie	Machinery	Machine Tool Accessories	0	Central Prairie	Food Or Kindred Products	Animal By-Prod,Inedible	3,724
Central Prairie	Machinery	Special Dies, Tools, Jigs, Etc	0	Central Prairie	Food Or Kindred Products	Soft Drinks Or Mineral Water	3,688
Central Prairie	Machinery	Mining Machinery Or Parts	0	Central Prairie	Food Or Kindred Products	Canned Specialties	3,640
Central Prairie	Machinery	Farm Machinery Or Equipment	0	Central Prairie	Food Or Kindred Products	Dog,Cat Or Other Pet Food,Nec	920
Central Prairie	Machinery	Metaworking Machinery	0	Central Prairie	Food Or Kindred Products	Canned Fruits,Vegetables, Etc	840
Central Prairie	Machinery	Machine Tools, Metal Forming	0	Central Prairie	Food Or Kindred Products	Cereal Preparations	840
Central Prairie	Mail Or Contract Traffic	Mail And Express Traffic	268	Central Prairie	Food Or Kindred Products	Meat, Fresh Or Chilled	229
Central Prairie	Misc Freight Shipments	Misc Freight Shipments	7,200	Central Prairie	Food Or Kindred Products	Dressed Poultry, Fresh	78
Central Prairie	Misc Manufacturing Products	Manufactured Prod, Nec	218	Central Prairie	Food Or Kindred Products	Dressed Poultry, Frozen	22
Central Prairie	Misc Manufacturing Products	Sporting Or Athletic Goods	118	Central Prairie	Food Or Kindred Products	Meat, Fresh Frozen	17
Central Prairie	Misc Manufacturing Products	Matches	61	Central Prairie	Food Or Kindred Products	Processed Poultry Or Eggs	11
Central Prairie	Misc Manufacturing Products	Signs Or Advertising Displays	19	Central Prairie	Food Or Kindred Products	Food Or Kindred Products	7
Central Prairie	Misc Manufacturing Products	Furs,Dressed Or Dved	0	Central Prairie	Food Or Kindred Products	Processed Milk	5
Central Prairie	Misc Mixed Shipments	Pencils,Crayons,Or Artists Mater	0	Central Prairie	Food Or Kindred Products	Cheese Or Special Dairy Produ	3
Central Prairie	Misc Mixed Shipments	Fak Shipments	3,360	Central Prairie	Food Or Kindred Products	Gangy Or Other Confectionery	2
Central Prairie	Nonmetallic Minerals	Misc Nonmetallic Minerals, Nec	20,160	Central Prairie	Food Or Kindred Products	Misc Flavoring Extracts	1
Central Prairie	Ordnance Or Accessories	Small Arms Ammo,30mm Or Les	14	Central Prairie	Food Or Kindred Products	Ice, Natural Or Manufactured	0
Central Prairie	Petroleum Or Coal Products	Petroleum Refining Products	30	Central Prairie	Food Or Kindred Products	Margarine,Shortening, Etc.	0
Central Prairie	Primary Metal Products	Iron Or Steel Forgings	43,650	Central Prairie	Fresh Fish Or Marine Products	Fish Hatcheries	25
Central Prairie	Primary Metal Products	Primary Iron Or Steel Products	1,600	Central Prairie	Furniture Or Fixtures	Household Or Office Furn, Nec	722
Central Prairie	Primary Metal Products	Nonferrous Metal Forgings	5	Central Prairie	Furniture Or Fixtures	Public Building Or Related Furni	269
Central Prairie	Primary Metal Products	Aluminum Or Alloy Castings	4	Central Prairie	Furniture Or Fixtures	Wood Lockers,Partitions, Etc.	43
Central Prairie	Primary Metal Products	Copper Or Alloy Basic Shapes	3	Central Prairie	Furniture Or Fixtures	Furniture Or Fixtures, Nec	16
Central Prairie	Primary Metal Products	Aluminum Or Alloy Basic Shapes	0	Central Prairie	Furniture Or Fixtures	Benches,Chairs, Stools	15
Central Prairie	Printed Matter	Misc Printed Matter	8,270	Central Prairie	Furniture Or Fixtures	Metal Lockers,Partitions, Etc.	14
Central Prairie	Printed Matter	Newspapers	236	Central Prairie	Furniture Or Fixtures	Furniture Or Fixtures	9
Central Prairie	Printed Matter	Manifold Business Forms	89	Central Prairie	Furniture Or Fixtures	Tables Or Desks	8
Central Prairie	Printed Matter	Blankbook, Loose Leaf Binder	15	Central Prairie	Furniture Or Fixtures	Sofas, Couches, Etc	3
Central Prairie	Printed Matter	Printed Matter	10	Central Prairie	Furniture Or Fixtures	Beds,Dressers,Chests, Etc.	0
Central Prairie	Printed Matter	Greeting Cards, Seals, Etc.	3	Central Prairie	Furniture Or Fixtures	Venetian Blinds, Shades, Etc.	3
Central Prairie	Printed Matter	Books	1	Central Prairie	Furniture Or Fixtures	Cabinets Or Cases	2
Central Prairie	Printed Matter	Svc Incls For Prnt Trades	0	Central Prairie	Furniture Or Fixtures	Beasprings Or Mattresses	1
Central Prairie	Printed Matter	Periodicals	0	Central Prairie	Furniture Or Fixtures	Buffets, China Closets, Etc.	1
Central Prairie	Pulp, Paper Or Allied Products	Containers Or Boxes,Paper	132	Central Prairie	Furniture Or Fixtures	Childrens Furniture	1
Central Prairie	Pulp, Paper Or Allied Products	Pulp,Paper Or Allied Products	101	Central Prairie	Instrum, Photo Equip, Optical E	Orthopedic Or Prosthetic Suppli	2,123
Central Prairie	Pulp, Paper Or Allied Products	Misc Converted Paper Products	86	Central Prairie	Instrum, Photo Equip, Optical E	Mech Measuring Or Control Equi	35
Central Prairie	Pulp, Paper Or Allied Products	Fibre Cans, Drums Or Tubes	8	Central Prairie	Instrum, Photo Equip, Optical E	Surgical Or Medical Instruments	29
Central Prairie	Pulp, Paper Or Allied Products	Envelopes	0	Central Prairie	Instrum, Photo Equip, Optical E	Engrs, Lab Or Scientific Equipm	17
Central Prairie	Rubber Or Misc Plastics	Misc Plastic Products	20,371	Central Prairie	Instrum, Photo Equip, Optical E	Photographic Equip Or Supplies	9
Central Prairie	Rubber Or Misc Plastics	Misc Fabricated Products	11	Central Prairie	Instrum, Photo Equip, Optical E	Optical Instruments Or Lenses	6
Central Prairie	Rubber Or Misc Plastics	Rup Or Plas Hose Or Belting	1	Central Prairie	Instrum, Photo Equip, Optical E	Orthoimic Or Orthoicns Goods	2
Central Prairie	Secondary Traffic	Warehouse & Distribution Cente	15,477	Central Prairie	Instrum, Photo Equip, Optical E	Automatic Temperature Controls	0
Central Prairie	Small Packaged Freight Shime	Small Packaged Freight Shime	800	Central Prairie	Leather Or Leather Products	Leather Luggage Or Handbags	10
Central Prairie	Textile Mill Products	Knit Fabrics	62	Central Prairie	Leather Or Leather Products	Leather Footwear	7
Central Prairie	Textile Mill Products	Cordage Or Twine	3	Central Prairie	Leather Or Leather Products	Boot Or Shoe Cut Stock	5
Central Prairie	Textile Mill Products	Cotton Broad-Woven Fabrics	1	Central Prairie	Lumber Or Wood Products	Misc Wood Products	3,901
Central Prairie	Textile Mill Products	Man-Made Or Glass Woven Fibr	0	Central Prairie	Lumber Or Wood Products	Primary Forest Materials	25
Central Prairie	Transportation Equipment	Motor Vehicle Parts Or Accessor	52	Central Prairie	Lumber Or Wood Products	Kitchen Cabinets,Wood	15
Central Prairie	Transportation Equipment	Motor Vehicles	14	Central Prairie	Lumber Or Wood Products	Wood Prod, Nec	9
Central Prairie	Transportation Equipment	Truck Trailers	2	Central Prairie	Lumber Or Wood Products	Lumber Or Dimension Stock	7
Central Prairie	Transportation Equipment	Motor Bus Or Truck Bodies	1	Central Prairie	Lumber Or Wood Products	Plywood Or Veneer	1
Central Prairie	Transportation Equipment	Accessories Or Parts	1	Central Prairie	Lumber Or Wood Products	Whagen Wire Or Flatware	1
Central Prairie	Transportation Equipment	Misc Aircraft Parts	1	Central Prairie	Lumber Or Wood Products	Millwork Or Cabinetwork	1
Central Prairie	Transportation Equipment	Aircraft	1	Central Prairie	Lumber Or Wood Products	Prefab Wood Buildings	0
Central Prairie	Transportation Equipment	Transportation Equipment, Nec	1	Central Prairie	Lumber Or Wood Products	Cork Products	0
Central Prairie	Transportation Equipment	Trailer Coaches	0	Central Prairie	Machinery	Constr Machinery Or Equipment	2,093
Central Prairie	Transportation Equipment	Aircraft Or Missile Engines	0	Central Prairie	Machinery	Refrigeration Machinery	1,090
Central Prairie	Transportation Equipment	Aircraft Propellers Or Parts	0	Central Prairie	Machinery	Farm Machinery Or Equipment	753
Central Prairie	Waste Or Scrap Materials	Metal Scrap Or Tailings	3,340	Central Prairie	Machinery	Industrial Pumps	192
Idaho	Apparel Or Related Products	Womens Or Childrens Clothing	103	Central Prairie	Machinery	Machinery	40
Idaho	Apparel Or Related Products	Mens Or Boys Clothing	5	Central Prairie	Machinery	Misc Service Industry Machinery	35

1995 Nevada Outbound Freight: Commodity Detail

Destination	2 Digit Commodity Group	Commodity Detail	Tons Out
Idaho	Apparel Or Related Products	Textile Bags	0
Idaho	Apparel Or Related Products	Apparel Belts	0
Idaho	Apparel Or Related Products	Misc Fabricated Textile Products	0
Idaho	Apparel Or Related Products	Curtains Or Draperies	0
Idaho	Apparel Or Related Products	Apparel, Nec	0
Idaho	Chemicals Or Allied Products	Fertilizers	3,851
Idaho	Chemicals Or Allied Products	Misc Indus Inorganic Chemicals	80
Idaho	Chemicals Or Allied Products	Chemicals Or Allied Products	11
Idaho	Chemicals Or Allied Products	Paints, Lacquers, Etc.	1
Idaho	Clay, Concrete, Glass Or Stone	Gypsum Products	10,731
Idaho	Clay, Concrete, Glass Or Stone	Portland Cement	95
Idaho	Clay, Concrete, Glass Or Stone	Clay, Concrete, Glass Or Stone	37
Idaho	Clay, Concrete, Glass Or Stone	Ready-Mix Concrete, Wet	35
Idaho	Clay, Concrete, Glass Or Stone	Concrete Products	25
Idaho	Clay, Concrete, Glass Or Stone	Clay Brick Or Tile	1
Idaho	Clay, Concrete, Glass Or Stone	Misc Glassware, Blown Or Press	0
Idaho	Electrical Equipment	Lighting Fixtures	81
Idaho	Electrical Equipment	Electrical Equipment, Nec	1
Idaho	Electrical Equipment	Solid State Semiconducts	1
Idaho	Electrical Equipment	Electric Lamps	1
Idaho	Electrical Equipment	Carbon Prod For Electric Uses	1
Idaho	Electrical Equipment	Motors Or Generators	0
Idaho	Electrical Equipment	Misc Electronic Components	0
Idaho	Electrical Equipment	Noncurrent Wiring Devices	0
Idaho	Fabricated Metal Products	Bolts, Nuts, Screws, Etc.	954
Idaho	Fabricated Metal Products	Metal Stampons	472
Idaho	Fabricated Metal Products	Misc Hardware	371
Idaho	Fabricated Metal Products	Misc Fabricated Wire Products	343
Idaho	Fabricated Metal Products	Fabricated Structural Metal Prod	207
Idaho	Fabricated Metal Products	Builders Or Cabinet Hardware	162
Idaho	Fabricated Metal Products	Misc Metal Work	16
Idaho	Fabricated Metal Products	Sheet Metal Products	1
Idaho	Fabricated Metal Products	Metal Doors, Sash, Etc.	0
Idaho	Farm Products	Misc, Field Crops	566
Idaho	Food Or Kindred Products	Pickled Fruits Or Vegetables	345
Idaho	Food Or Kindred Products	Prepared Or Canned Feed	335
Idaho	Food Or Kindred Products	Marine Fats Or Oils	299
Idaho	Food Or Kindred Products	Distilled Or Blended Liquors	169
Idaho	Food Or Kindred Products	Dehydr Or Dried Fruit Or Veg	81
Idaho	Food Or Kindred Products	Ice Cream Or Ice Froz Desserts	12
Idaho	Food Or Kindred Products	Bread Or Other Bakery Prod	4
Idaho	Food Or Kindred Products	Meat, Fresh Or Chilled	2
Idaho	Food Or Kindred Products	Animal By-Prod, Inedible	1
Idaho	Food Or Kindred Products	Meat, Fresh Frozen	0
Idaho	Instrum, Photo Equip, Optical E	Engrg, Lap Or Scientific Equipm	1
Idaho	Lumber Or Wood Products	Primary Forest Materials	3,600
Idaho	Lumber Or Wood Products	Lumber Or Dimension Stock	846
Idaho	Lumber Or Wood Products	Millwork Or Cabinework	0
Idaho	Machinery	Misc Service Industry Machinery	71
Idaho	Machinery	Special Dies, Tools, Jigs, Etc.	52
Idaho	Machinery	Misc General Industrial	39
Idaho	Machinery	Conveyors Or Parts	15
Idaho	Machinery	Electronic Data Proc Equipment	14
Idaho	Machinery	Constr Machinery Or Equipment	10
Idaho	Machinery	Industrial Pumps	5
Idaho	Machinery	Misc Machinery Or Parts	3
Idaho	Machinery	Typewriters Or Parts	1
Idaho	Machinery	Ball Or Roller Bearings	1
Idaho	Machinery	Misc Special Industry Mach	0
Idaho	Machinery	Scales Or Balances	0
Idaho	Machinery	Food Prod Machinery	0
Idaho	Machinery	Mech Power Transmission Equip	0
Idaho	Machinery	Ventilating Equipment	0
Idaho	Mail Or Contract Traffic	Mail And Express Traffic	22
Idaho	Misc Manufacturing Products	Carbon Paper Or Inked Ribbons	982
Idaho	Misc Manufacturing Products	Manufactured Prod, Nec	865
Idaho	Misc Manufacturing Products	Games Or Toys	625
Idaho	Misc Manufacturing Products	Matches	243
Idaho	Misc Manufacturing Products	Childrens Vehic Or Parts, Nec	122
Idaho	Misc Manufacturing Products	Sporting Or Athletic Goods	115
Idaho	Misc Manufacturing Products	Furs Dressed Or Dyed	1
Idaho	Ordnance Or Accessories	Small Arms Ammo, 30mm Or Les	4
Idaho	Printed Matter	Newspapers	186
Idaho	Printed Matter	Misc Printed Matter	14
Idaho	Printed Matter	Books	11
Idaho	Printed Matter	Periodicals	10
Idaho	Printed Matter	Manifold Business Forms	9
Idaho	Printed Matter	Greeting Cards, Seals, Etc.	0
Idaho	Pulp, Paper Or Allied Products	Paper	1
Idaho	Rubber Or Misc Plastics	Misc Plastic Products	712
Idaho	Rubber Or Misc Plastics	Misc Fabricated Products	0
Idaho	Secondary Traffic	Warehouse & Distribution Cente	642
Idaho	Secondary Traffic	Rail Intermodal Dravage	24
Idaho	Textile Mill Products	Cordage Or Twine	78
Idaho	Textile Mill Products	Knit Fabrics	5
Idaho	Transportation Equipment	Motor Vehicles	2
Idaho	Transportation Equipment	Motor Vehicle Parts Or Accessori	3
Idaho	Transportation Equipment	Transportation Equipment, Nec	1
Idaho	Transportation Equipment	Motor Bus Or Truck Bodies	0
Idaho	Transportation Equipment	Misc Aircraft Parts	0
Idaho	Transportation Equipment	Locomotives Or Parts	0
Los Angeles	Apparel Or Related Products	Womens Or Childrens Clothing	1,328
Los Angeles	Apparel Or Related Products	Mens Or Boys Clothing	94
Los Angeles	Apparel Or Related Products	Textile Housefurnishings	6

1995 Nevada Inbound Freight: Commodity Detail

Origin	2 Digit Commodity Group	Commodity Detail	Tons In
Central Prairie	Machinery	Special Dies, Tools, Jigs, Etc.	35
Central Prairie	Machinery	Conveyors Or Parts	31
Central Prairie	Machinery	Machine Tool Accessories	27
Central Prairie	Machinery	Misc Special Industry Mach	21
Central Prairie	Machinery	Mech Power Transmission Equi	18
Central Prairie	Machinery	Misc Machinery Or Parts	17
Central Prairie	Machinery	Machine Tools, Metal Forming	11
Central Prairie	Machinery	Industrial Trucks, Etc.	10
Central Prairie	Machinery	Misc General Industrial	9
Central Prairie	Machinery	Automatic Merchandising Machi	8
Central Prairie	Machinery	Ventilating Equipment	6
Central Prairie	Machinery	Food Prod Machinery	5
Central Prairie	Machinery	Metaworking Machinery	5
Central Prairie	Machinery	Mining Machinery Or Parts	5
Central Prairie	Machinery	Elevators Or Escalators	5
Central Prairie	Machinery	Misc Internal Combustion Engin	4
Central Prairie	Machinery	Oil Field Machinery Or Equipme	4
Central Prairie	Machinery	Carburetors, Pistons, Etc.	3
Central Prairie	Machinery	Electronic Data Proc Equipment	3
Central Prairie	Machinery	Woodworking Machinery	3
Central Prairie	Machinery	Industrial Process Furnaces	2
Central Prairie	Machinery	Lawn Or Garden Equipment	2
Central Prairie	Machinery	Printing Trades Machinery	1
Central Prairie	Machinery	Paper Industries Machinery	1
Central Prairie	Machinery	Commercial Laundry Equipment	1
Central Prairie	Machinery	Machine Tools, Metal Cutting	0
Central Prairie	Machinery	Ball Or Roller Bearings	0
Central Prairie	Machinery	Scales Or Balances	0
Central Prairie	Machinery	Hoists, Industr Cranes, Etc.	0
Central Prairie	Machinery	Textile Machinery Or Parts	0
Central Prairie	Mail Or Contract Traffic	Mail And Express Traffic	974
Central Prairie	Misc Manufacturing Products	Sporting Or Athletic Goods	2,864
Central Prairie	Misc Manufacturing Products	Games Or Toys	725
Central Prairie	Misc Manufacturing Products	Misc Manufacturing Products	35
Central Prairie	Misc Manufacturing Products	Silverware Or Plated Ware	31
Central Prairie	Misc Manufacturing Products	Carbon Paper Or Inked Ribbons	27
Central Prairie	Misc Manufacturing Products	Signs Or Advertising Disotavs	24
Central Prairie	Misc Manufacturing Products	Manufactured Prod, Nec	5
Central Prairie	Misc Manufacturing Products	Pencils, Crayons, Or Artists Mate	5
Central Prairie	Misc Manufacturing Products	Matches	1
Central Prairie	Misc Manufacturing Products	Childrens Vehic Or Parts, Nec	1
Central Prairie	Misc Manufacturing Products	Pans Or Parts	0
Central Prairie	Misc Manufacturing Products	Furs Dressed Or Dyed	0
Central Prairie	Misc Mixed Shioments	Fak Shioments	17,360
Central Prairie	Misc Mixed Shioments	Mixed Shioments, Multi-Stcc	9,880
Central Prairie	Ordnance Or Accessories	Small Arms Ammo, 30mm Or Les	2,951
Central Prairie	Ordnance Or Accessories	Ammo Or Related Parts, Nec	0
Central Prairie	Petroleum Or Coal Products	Liquefied Gases, Coal Or Petrol	8,284
Central Prairie	Petroleum Or Coal Products	Petroleum Refining Products	5,217
Central Prairie	Petroleum Or Coal Products	Misc Coal Or Petroleum Product	1
Central Prairie	Primary Metal Products	Primary Iron Or Steel Products	511
Central Prairie	Primary Metal Products	Nonferrous Wire	218
Central Prairie	Primary Metal Products	Iron Or Steel Castings	128
Central Prairie	Primary Metal Products	Primary Metal Products	91
Central Prairie	Primary Metal Products	Blast Furnace Or Coke	71
Central Prairie	Primary Metal Products	Steel Wire, Nails Or Spikes	12
Central Prairie	Primary Metal Products	Copper Or Alloy Basic Shapes	2
Central Prairie	Primary Metal Products	Aluminum Or Alloy Basic Shape	1
Central Prairie	Primary Metal Products	Primary Metal Products, Nec	1
Central Prairie	Primary Metal Products	Aluminum Or Alloy Castings	0
Central Prairie	Primary Metal Products	Nonferrous Metal Forgings	0
Central Prairie	Primary Metal Products	Misc Nonferrous Basic Shapes	0
Central Prairie	Printed Matter	Misc Printed Matter	930
Central Prairie	Printed Matter	Newspapers	421
Central Prairie	Printed Matter	Greeting Cards, Seals, Etc.	153
Central Prairie	Printed Matter	Books	46
Central Prairie	Printed Matter	Manifold Business Forms	25
Central Prairie	Printed Matter	Blankbook, Loose Leaf Binder	16
Central Prairie	Printed Matter	Periodicals	8
Central Prairie	Printed Matter	Svc Indus For Prnt Trades	3
Central Prairie	Pulp, Paper Or Allied Products	Paper	7,936
Central Prairie	Pulp, Paper Or Allied Products	Sanitary Food Containers	4,200
Central Prairie	Pulp, Paper Or Allied Products	Containers Or Boxes, Paper	3,741
Central Prairie	Pulp, Paper Or Allied Products	Fibre Cans, Drums Or Tubes	315
Central Prairie	Pulp, Paper Or Allied Products	Paper Bags	44
Central Prairie	Pulp, Paper Or Allied Products	Pulp Paper Or Allied Products	33
Central Prairie	Pulp, Paper Or Allied Products	Misc Converted Paper Products	24
Central Prairie	Pulp, Paper Or Allied Products	Die-Cut Paper Or Pabd Product	14
Central Prairie	Pulp, Paper Or Allied Products	Envelopes	4
Central Prairie	Pulp, Paper Or Allied Products	Fiber, Paper Or Pulpboard	0
Central Prairie	Rubber Or Misc Plastics	Rub Or Plas Hose Or Belting	2,411
Central Prairie	Rubber Or Misc Plastics	Misc Plastic Products	485
Central Prairie	Rubber Or Misc Plastics	Misc Fabricated Products	263
Central Prairie	Rubber Or Misc Plastics	Tires Or Inner Tubes	102
Central Prairie	Rubber Or Misc Plastics	Rubber Or Misc Plastics	16
Central Prairie	Rubber Or Misc Plastics	Rubber Or Plastic Footwear	0
Central Prairie	Secondary Traffic	Warehouse & Distribution Cente	702
Central Prairie	Small Packaged Freight Shiomel	Small Packaged Freight Shiomel	1,980
Central Prairie	Textile Mill Products	Woven Carpets, Mats Or Rugs	157
Central Prairie	Textile Mill Products	Yarn	16
Central Prairie	Textile Mill Products	Textile Mill Products	14
Central Prairie	Textile Mill Products	Man-Made Or Glass Woven Fib	11
Central Prairie	Textile Mill Products	Cordage Or Twine	6
Central Prairie	Textile Mill Products	Cotton Broad-Woven Fabrics	5

1995 Nevada Outbound Freight: Commodity Detail

1995 Nevada Inbound Freight: Commodity Detail

Destination	2 Digit Commodity Group	Commodity Detail	Tons Out	Origin	2 Digit Commodity Group	Commodity Detail	Tons In
Los Angeles	Apparel Or Related Products	Misc Fabricated Textile Products	5	Central Prairie	Textile Mill Products	Knit Fabrics	
Los Angeles	Apparel Or Related Products	Textile Bags	4	Central Prairie	Transportation Equipment	Motor Vehicles	17,043
Los Angeles	Apparel Or Related Products	Caps Or Hats Or Hat Bodies	1	Central Prairie	Transportation Equipment	Motor Vehicle Parts Or Access	1,198
Los Angeles	Apparel Or Related Products	Curtains Or Draperies	1	Central Prairie	Transportation Equipment	Truck Trailers	170
Los Angeles	Apparel Or Related Products	Leather Clothing	1	Central Prairie	Transportation Equipment	Misc Aircraft Parts	90
Los Angeles	Apparel Or Related Products	Textile Prod,Pleated, Etc	1	Central Prairie	Transportation Equipment	Motor Bus Or Truck Bodies	75
Los Angeles	Apparel Or Related Products	Apparel Belts	1	Central Prairie	Transportation Equipment	Aircraft Or Missile Engines	34
Los Angeles	Apparel Or Related Products	Apparel Nec	3	Central Prairie	Transportation Equipment	Transportation Equipment	18
Los Angeles	Apparel Or Related Products	Robes Or Dressing Gowns	2	Central Prairie	Transportation Equipment	Ships Or Boats	3
Los Angeles	Chemicals Or Allied Products	Potassium Or Sodium Compound	148,286	Central Prairie	Transportation Equipment	Aircraft	3
Los Angeles	Chemicals Or Allied Products	Fertilizers	12,172	Central Prairie	Transportation Equipment	Transportation Equipment, Nec	2
Los Angeles	Chemicals Or Allied Products	Misc Indus Inorganic Chemicals	3,929	Central Prairie	Transportation Equipment	Motorcycles, Bicycles Or Parts	2
Los Angeles	Chemicals Or Allied Products	Paints, Lacquers, Etc	3,639	Central Prairie	Transportation Equipment	Trailer Coaches	0
Los Angeles	Chemicals Or Allied Products	Cyclic Intermediates Or Dyes	2,784	Central Prairie	Transportation Equipment	Aircraft Propellers Or Parts	0
Los Angeles	Chemicals Or Allied Products	Drugs	2,089	Idaho	Apparel Or Related Products	Womens Or Childrens Clothing	0
Los Angeles	Chemicals Or Allied Products	Chemical Preparations, Nec	1,520	Idaho	Apparel Or Related Products	Mans Or Boys Clothing	0
Los Angeles	Chemicals Or Allied Products	Adhesives	1,275	Idaho	Apparel Or Related Products	Textile Bags	0
Los Angeles	Chemicals Or Allied Products	Crude Prod Of Coal,Gas,Petrole	714	Idaho	Apparel Or Related Products	Misc Fabricated Textile Product	0
Los Angeles	Chemicals Or Allied Products	Misc Agricultural Chemicals	675	Idaho	Apparel Or Related Products	Textile Housefurnishings	0
Los Angeles	Chemicals Or Allied Products	Misc Industrial Organic Chemical	308	Idaho	Chemicals Or Allied Products	Misc Indus Inorganic Chemicals	2
Los Angeles	Chemicals Or Allied Products	Cosmetics,Perfumes, Etc	7	Idaho	Chemicals Or Allied Products	Chemical Preparations, Nec	2
Los Angeles	Chemicals Or Allied Products	Soeciaily Cleaning Preparations	2	Idaho	Chemicals Or Allied Products	Adhesives	1
Los Angeles	Chemicals Or Allied Products	Plastic Mater Or Synth Fibres	0	Idaho	Chemicals Or Allied Products	Potassium Or Sodium Compound	0
Los Angeles	Clay, Concrete,Glass Or Stone	Ready-Mix Concrete, Wet	298,041	Idaho	Chemicals Or Allied Products	Plastic Mater Or Synth Fibres	0
Los Angeles	Clay, Concrete,Glass Or Stone	Portland Cement	163,267	Idaho	Chemicals Or Allied Products	Misc Industrial Organic Chemical	0
Los Angeles	Clay, Concrete,Glass Or Stone	Concrete Products	85,446	Idaho	Chemicals Or Allied Products	Cyclic Intermediates Or Dyes	0
Los Angeles	Clay, Concrete,Glass Or Stone	Gypsum Products	65,466	Idaho	Chemicals Or Allied Products	Drugs	0
Los Angeles	Clay, Concrete,Glass Or Stone	Clay Brick Or Tile	39,014	Idaho	Chemicals Or Allied Products	Soaps Or Other Detergents	0
Los Angeles	Clay, Concrete,Glass Or Stone	Nonmetal Minerals, Processed	23,975	Idaho	Clay, Concrete,Glass Or Stone	Portland Cement	59,772
Los Angeles	Clay, Concrete,Glass Or Stone	Lime Or Lime Plaster	15,354	Idaho	Clay, Concrete,Glass Or Stone	Ready-Mix Concrete, Wet	4
Los Angeles	Clay, Concrete,Glass Or Stone	Cut Stone Or Stone Products	4,881	Idaho	Clay, Concrete,Glass Or Stone	Misc Glassware Blown Or Press	0
Los Angeles	Clay, Concrete,Glass Or Stone	Misc Glassware,Blown Or Press	3,669	Idaho	Electrical Equipment	Misc Electronic Components	4
Los Angeles	Clay, Concrete,Glass Or Stone	Glass Containers	3,208	Idaho	Electrical Equipment	Radio Or Tv Receiving Sets	3
Los Angeles	Clay, Concrete,Glass Or Stone	Refractories	1,128	Idaho	Electrical Equipment	Lighting Fixtures	2
Los Angeles	Clay, Concrete,Glass Or Stone	Flat Glass	19	Idaho	Electrical Equipment	Electrical Equipment, Nec	1
Los Angeles	Clay, Concrete,Glass Or Stone	Misc Pottery Products	1	Idaho	Electrical Equipment	Storage Batteries Or Plates	0
Los Angeles	Clay, Concrete,Glass Or Stone	Asbestos Products	1	Idaho	Electrical Equipment	Elec Eq For Intern Comb Engine	0
Los Angeles	Clay, Concrete,Glass Or Stone	Abrasive Products	0	Idaho	Electrical Equipment	Electrical Transformers	0
Los Angeles	Electrical Equipment	Lighting Fixtures	512	Idaho	Fabricated Metal Products	Misc Hardware	0
Los Angeles	Electrical Equipment	Motors Or Generators	250	Idaho	Fabricated Metal Products	Edge Or Hand Tools	0
Los Angeles	Electrical Equipment	Electric Measuring Instrmnts	238	Idaho	Farm Products	Misc Field Crops	36,340
Los Angeles	Electrical Equipment	Radio Or Tv Receiving Sets	110	Idaho	Farm Products	Bulbs,Roots Or Tubers	4,784
Los Angeles	Electrical Equipment	Electrical Equipment, Nec	52	Idaho	Farm Products	Deciduous Fruits	605
Los Angeles	Electrical Equipment	Misc Electronic Components	47	Idaho	Farm Products	Misc Fresh Vegetables	2
Los Angeles	Electrical Equipment	Noncurrent Wiring Devices	36	Idaho	Food Or Kindred Products	Flour Or Other Grain Mill Proou	135,466
Los Angeles	Electrical Equipment	Carbon Prod For Electric Uses	32	Idaho	Food Or Kindred Products	Prepared Or Canned Feed	7,394
Los Angeles	Electrical Equipment	Electric Lamps	12	Idaho	Food Or Kindred Products	Frozen Fruit, Veg Or Juice	2,257
Los Angeles	Electrical Equipment	Storage Batteries Or Plates	12	Idaho	Food Or Kindred Products	Meat, Fresh Or Chilled	103
Los Angeles	Electrical Equipment	Solid State Semiconducts	10	Idaho	Food Or Kindred Products	Animal By-Prod,Inedible	58
Los Angeles	Electrical Equipment	Industrial Controls Or Parts	10	Idaho	Food Or Kindred Products	Food Or Kindred Products	12
Los Angeles	Electrical Equipment	Current Carrying Wiring Equiom	9	Idaho	Food Or Kindred Products	Meat, Fresh Frozen	2
Los Angeles	Electrical Equipment	Elec Eq For Intern Comb Engine	8	Idaho	Food Or Kindred Products	Canned Fruits,Vegetables, Etc	0
Los Angeles	Electrical Equipment	Welding Apparatus	6	Idaho	Food Or Kindred Products	Wine,Brandy Or Brandy Spirit	0
Los Angeles	Electrical Equipment	Misc Electrical Industrial Equipm	4	Idaho	Food Or Kindred Products	Distilled Or Blended Liquors	0
Los Angeles	Electrical Equipment	Electronic Tubes	4	Idaho	Food Or Kindred Products	Misc Food Preparations, Nec	0
Los Angeles	Electrical Equipment	Electric Housewares Or Fans	3	Idaho	Food Or Kindred Products	Pickled Fruits Or Vegetables	0
Los Angeles	Electrical Equipment	Telephone Or Telegraph Equiom	2	Idaho	Food Or Kindred Products	Misc Flavoring Extracts	0
Los Angeles	Electrical Equipment	Electrical Transformers	1	Idaho	Food Or Kindred Products	Processed Fish Products	0
Los Angeles	Electrical Equipment	X-Ray Equipment	1	Idaho	Food Or Kindred Products	Denvar Or Dried Fruit Or Veg	0
Los Angeles	Electrical Equipment	Misc Household Appliances	0	Idaho	Furniture Or Fixtures	Benches,Chairs, Stools	483
Los Angeles	Fabricated Metal Products	Architectural Metal Work	11,074	Idaho	Furniture Or Fixtures	Tables Or Desks	294
Los Angeles	Fabricated Metal Products	Fabricated Structural Metal Prod	4,835	Idaho	Furniture Or Fixtures	Sofas, Couches, Etc	173
Los Angeles	Fabricated Metal Products	Misc Hardware	3,348	Idaho	Furniture Or Fixtures	Beds,Dressers,Chests, Etc	107
Los Angeles	Fabricated Metal Products	Misc Fabricated Wire Products	1,931	Idaho	Furniture Or Fixtures	Household Or Office Furn, Nec	79
Los Angeles	Fabricated Metal Products	Metal Stamings	1,785	Idaho	Furniture Or Fixtures	Cabinets Or Cases	57
Los Angeles	Fabricated Metal Products	Sheet Metal Products	1,485	Idaho	Furniture Or Fixtures	Furniture Or Fixtures, Nec	43
Los Angeles	Fabricated Metal Products	Builders Or Cabinet Hardware	1,462	Idaho	Furniture Or Fixtures	Buffets, China Closets, Etc	22
Los Angeles	Fabricated Metal Products	Bolts, Nuts, Screws, Etc	971	Idaho	Furniture Or Fixtures	Childrens Furniture	17
Los Angeles	Fabricated Metal Products	Fabricated Metal Products, Nec	457	Idaho	Instrum, Photo Equip, Optical E	Automatic Temperature Control	1
Los Angeles	Fabricated Metal Products	Misc Metal Work	414	Idaho	Lumber Or Wood Products	Lumber Or Dimension Stock	51,581
Los Angeles	Fabricated Metal Products	Metal Doors, Sash, Etc	22	Idaho	Lumber Or Wood Products	Misc Wood Products	2,040
Los Angeles	Fabricated Metal Products	Metal Safes Or Vaults	7	Idaho	Lumber Or Wood Products	Prefab Wood Buildings	1,100
Los Angeles	Fabricated Metal Products	Cutlery, Not Electrical	5	Idaho	Lumber Or Wood Products	Structural Wood Prod, Nec	147
Los Angeles	Fabricated Metal Products	Fabricated Plate Products	3	Idaho	Lumber Or Wood Products	Primary Forest Materials	3
Los Angeles	Fabricated Metal Products	Plumbing Fixtures	2	Idaho	Lumber Or Wood Products	Millwork Or Cabinetwork	2
Los Angeles	Fabricated Metal Products	Heating Equip,Not Electrical	2	Idaho	Lumber Or Wood Products	Plywood Or Veneer	0
Los Angeles	Fabricated Metal Products	Hand Saws Or Saw Blades	2	Idaho	Machinery	Electronic Data Proc Equipment	17
Los Angeles	Fabricated Metal Products	Edge Or Hand Tools	1	Idaho	Machinery	Typewriters Or Parts	1
Los Angeles	Fabricated Metal Products	Metal Sanitary Ware	0	Idaho	Machinery	Misc Machinery Or Parts	1
Los Angeles	Farm Products	Misc Field Crops	28,202	Idaho	Machinery	Misc Special Industry Mach	1
Los Angeles	Food Or Kindred Products	Prepared Or Canned Feed	54,561	Idaho	Machinery	Food Prod Machinery	0
Los Angeles	Food Or Kindred Products	Ice, Natural Or Manufactured	33,929	Idaho	Mail Or Contract Traffic	Mail And Express Traffic	112
Los Angeles	Food Or Kindred Products	Distilled Or Blended Liquors	10,181	Idaho	Misc Manufacturing Products	Sporting Or Athletic Goods	146
Los Angeles	Food Or Kindred Products	Pickled Fruits Or Vegetables	6,079	Idaho	Misc Manufacturing Products	Signs Or Advertising Displays	1
Los Angeles	Food Or Kindred Products	Ice Cream Or Real Prod Desserts	5,907	Idaho	Misc Manufacturing Products	Carbon Paper Or Inked Ribbons	1
Los Angeles	Food Or Kindred Products	Misc Food Preparations, Nec	4,423	Idaho	Ordnance Or Accessories	Small Arms Ammo 30mm Or Less	0
Los Angeles	Food Or Kindred Products	Marine Fats Or Oils	3,504	Idaho	Petroleum Or Coal Products	Asphalt Coatings Or Felt	1
Los Angeles	Food Or Kindred Products	Bread Or Other Bakery Prod	3,354	Idaho	Printed Matter	Newspapers	1
Los Angeles	Food Or Kindred Products	Meat, Fresh Or Chilled	2,506	Idaho	Pulp, Paper Or Allied Products	Containers Or Boxes,Paper	2
Los Angeles	Food Or Kindred Products	Animal By-Prod,Inedible	1,418	Idaho	Pulp, Paper Or Allied Products	Paper	0
Los Angeles	Food Or Kindred Products	Denvar Or Dried Fruit Or Veg	1,351	Idaho	Pulp, Paper Or Allied Products	Die-Cur Paper Or Ppbd Product	0
Los Angeles	Food Or Kindred Products	Cereal Preparations	1,297	Idaho	Pulp, Paper Or Allied Products	Sanitary Food Containers	0
Los Angeles	Food Or Kindred Products	Meat, Fresh Frozen	194	Idaho	Pulp, Paper Or Allied Products	Paper Bags	0
Los Angeles	Food Or Kindred Products	Food Or Kindred Products	43	Idaho	Secondary Traffic	Warehouse & Distribution Center	44,750

1995 Nevada Outbound Freight: Commodity Detail

Destination	2 Digit Commodity Group	Commodity Detail	Tons Out
Los Angeles	Food Or Kindred Products	Soft Drinks Or Mineral Water	0
Los Angeles	Furniture Or Fixtures	Furniture Or Fixtures, Nec	37
Los Angeles	Furniture Or Fixtures	Tables Or Desks	10
Los Angeles	Furniture Or Fixtures	Benches, Chairs, Stools	9
Los Angeles	Furniture Or Fixtures	Household Or Office Furn, Nec	6
Los Angeles	Furniture Or Fixtures	Metal Lockers, Partitions, Etc	4
Los Angeles	Furniture Or Fixtures	Cabinets Or Cases	4
Los Angeles	Furniture Or Fixtures	Beds, Dressers, Chests, Etc	3
Los Angeles	Furniture Or Fixtures	Buffets, China Closets, Etc.	1
Los Angeles	Furniture Or Fixtures	Childrens Furniture	0
Los Angeles	Furniture Or Fixtures	Sofas, Couches, Etc.	0
Los Angeles	Furniture Or Fixtures	Bedsprings Or Mattresses	0
Los Angeles	Instrum, Photo Equip, Optical E	Orthopedic Or Prosthetic Suppl	140
Los Angeles	Instrum, Photo Equip, Optical E	Engng, Lab Or Scientific Equipm	121
Los Angeles	Instrum, Photo Equip, Optical E	Mech Measuring Or Control Equi	51
Los Angeles	Instrum, Photo Equip, Optical E	Automatic Temperature Controls	0
Los Angeles	Instrum, Photo Equip, Optical E	Surgical Or Medical Instruments	0
Los Angeles	Leather Or Leather Products	Leather Footwear	1
Los Angeles	Leather Or Leather Products	Leather Luggage Or Handbags	1
Los Angeles	Lumber Or Wood Products	Primary Forest Materials	15,837
Los Angeles	Lumber Or Wood Products	Lumber Or Dimension Stock	13,075
Los Angeles	Lumber Or Wood Products	Structural Wood Prod, Nec	8,152
Los Angeles	Lumber Or Wood Products	Kitchen Cabinets, Wood	3,807
Los Angeles	Lumber Or Wood Products	Millwork Or Cabinetwork	1,750
Los Angeles	Machinery	Misc Machinery Or Parts	2,428
Los Angeles	Machinery	Special Dies, Tools, Jigs, Etc	2,031
Los Angeles	Machinery	Misc Service Industry Machinery	1,942
Los Angeles	Machinery	Constr Machinery Or Equipment	1,799
Los Angeles	Machinery	Conveyors Or Parts	1,360
Los Angeles	Machinery	Misc General Industrial	679
Los Angeles	Machinery	Electronic Data Proc Equipment	274
Los Angeles	Machinery	Industrial Pumps	192
Los Angeles	Machinery	Mech Power Transmission Equip	64
Los Angeles	Machinery	Ball Or Roller Bearings	42
Los Angeles	Machinery	Typewriters Or Parts	32
Los Angeles	Machinery	Ventilating Equipment	24
Los Angeles	Machinery	Carburetors, Pistons, Etc.	21
Los Angeles	Machinery	Industrial Process Furnaces	19
Los Angeles	Machinery	Refrigeration Machinery	4
Los Angeles	Machinery	Elevators Or Escalators	3
Los Angeles	Machinery	Industrial Trucks, Etc.	1
Los Angeles	Machinery	Misc Special Industry Mach	1
Los Angeles	Machinery	Printing Trades Machinery	0
Los Angeles	Machinery	Machine Tool Accessories	0
Los Angeles	Mail Or Contract Traffic	Mail And Express Traffic	1,145
Los Angeles	Misc Manufacturing Products	Manufactured Prod, Nec	14,431
Los Angeles	Misc Manufacturing Products	Matches	4,052
Los Angeles	Misc Manufacturing Products	Stans Or Advertising Displays	2,752
Los Angeles	Misc Manufacturing Products	Carbon Paper Or Inked Ribbons	373
Los Angeles	Misc Manufacturing Products	Games Or Toys	207
Los Angeles	Misc Manufacturing Products	Childrens Vanc Or Parts, Nec	41
Los Angeles	Misc Manufacturing Products	Sporting Or Athletic Goods	19
Los Angeles	Misc Manufacturing Products	Furs, Dressed Or Oved	18
Los Angeles	Misc Manufacturing Products	Brooms, Brushes, Etc.	0
Los Angeles	Misc Mixed Shipment	Fax Shipment	2,320
Los Angeles	Nonmetallic Minerals	Gravel Or Sand	306,972
Los Angeles	Nonmetallic Minerals	Misc Nonmetallic Minerals, Nec	14,840
Los Angeles	Petroleum Or Coal Products	Petroleum Refining Products	8,131
Los Angeles	Petroleum Or Coal Products	Misc Coal Or Petroleum Product	1
Los Angeles	Primary Metal Products	Misc Prim Nonferr Smelter Produ	8,164
Los Angeles	Primary Metal Products	Primary Metal Products, Nec	7,752
Los Angeles	Primary Metal Products	Iron Or Steel Forgings	4,949
Los Angeles	Primary Metal Products	Primary Copper Smelter Product	923
Los Angeles	Primary Metal Products	Steel Wire, Nails Or Spikes	2
Los Angeles	Primary Metal Products	Aluminum Or Alloy Castings	1
Los Angeles	Primary Metal Products	Iron Or Steel Castings	1
Los Angeles	Primary Metal Products	Misc Nonferrous Basic Shapes	1
Los Angeles	Primary Metal Products	Aluminum Or Alloy Basic Shapes	1
Los Angeles	Primary Metal Products	Primary Iron Or Steel Products	1
Los Angeles	Primary Metal Products	Nonferrous Wire	0
Los Angeles	Printed Matter	Manifold Business Forms	5,513
Los Angeles	Printed Matter	Newspapers	3,821
Los Angeles	Printed Matter	Misc Printed Matter	2,337
Los Angeles	Printed Matter	Books	1,703
Los Angeles	Printed Matter	Svc Indus For Print Trades	1,255
Los Angeles	Printed Matter	Periodicals	1,258
Los Angeles	Printed Matter	Greeting Cards, Seals, Etc.	4
Los Angeles	Pulp, Paper Or Allied Products	Containers Or Boxes, Paper	3,658
Los Angeles	Pulp, Paper Or Allied Products	Sanitary Paper Products	1,105
Los Angeles	Pulp, Paper Or Allied Products	Paper Bags	521
Los Angeles	Pulp, Paper Or Allied Products	Fibre Cans, Drums Or Tubes	330
Los Angeles	Pulp, Paper Or Allied Products	Die-Cut Paper Or Pabd Products	1
Los Angeles	Pulp, Paper Or Allied Products	Misc Converted Paper Products	0
Los Angeles	Pulp, Paper Or Allied Products	Fiber, Paper Or Pulpboard	0
Los Angeles	Rubber Or Misc Plastics	Misc Plastic Products	4,558
Los Angeles	Rubber Or Misc Plastics	Rubber Or Misc Plastics	205
Los Angeles	Rubber Or Misc Plastics	Tires Or Inner Tubes	185
Los Angeles	Rubber Or Misc Plastics	Misc Fabricated Products	57
Los Angeles	Secondary Traffic	Warehouse & Distribution Centa	300,315
Los Angeles	Secondary Traffic	Air Freight Dravage	190
Los Angeles	Shipping Containers	Semi-Trailers Returned Emoty	480
Los Angeles	Textile Mill Products	Cordage Or Twine	18,854
Los Angeles	Textile Mill Products	Knit Fabrics	54
Los Angeles	Textile Mill Products	Wool Or Mohair	0

1995 Nevada Inbound Freight: Commodity Detail

Origin	2 Digit Commodity Group	Commodity Detail	Tons In
Idaho	Secondary Traffic	Air Freight Dravage	4
Idaho	Transportation Equipment	Motor Vehicles	24
Idaho	Waste Or Scrap Materials	Asnes	2,000
Los Angeles	Apparel Or Related Products	Mens Or Boys Clothing	388
Los Angeles	Apparel Or Related Products	Apparel Findings	315
Los Angeles	Apparel Or Related Products	Womens Or Childrens Clothing	318
Los Angeles	Apparel Or Related Products	Misc Fabricated Textile Product	212
Los Angeles	Apparel Or Related Products	Apparel, Nec	308
Los Angeles	Apparel Or Related Products	Textile Housefurnishings	32
Los Angeles	Apparel Or Related Products	Apparel Or Related Products	23
Los Angeles	Apparel Or Related Products	Textile Bags	0
Los Angeles	Apparel Or Related Products	Apparel Belts	0
Los Angeles	Chemicals Or Allied Products	Fertilizers	7,511
Los Angeles	Chemicals Or Allied Products	Paints, Lacquers, Etc	4,780
Los Angeles	Chemicals Or Allied Products	Plastic Mater Or Synth Fibres	3,864
Los Angeles	Chemicals Or Allied Products	Misc Indus Inorganic Chemicals	3,678
Los Angeles	Chemicals Or Allied Products	Specialty Cleaning Preparations	2,173
Los Angeles	Chemicals Or Allied Products	Adhesives	2,034
Los Angeles	Chemicals Or Allied Products	Cyclic Intermediates Or Dyes	320
Los Angeles	Chemicals Or Allied Products	Drugs	301
Los Angeles	Chemicals Or Allied Products	Chemical Preparations, Nec	181
Los Angeles	Chemicals Or Allied Products	Cosmetics, Perfumes, Etc.	121
Los Angeles	Chemicals Or Allied Products	Crude Prod Of Coal, Gas, Petrole	32
Los Angeles	Chemicals Or Allied Products	Soap Or Other Detergents	78
Los Angeles	Chemicals Or Allied Products	Misc Industrial Organic Chemical	19
Los Angeles	Chemicals Or Allied Products	Potassium Or Sodium Compound	2
Los Angeles	Chemicals Or Allied Products	Surface Active Agents	1
Los Angeles	Chemicals Or Allied Products	Industrial Gases	0
Los Angeles	Clay, Concrete, Glass Or Stone	Portland Cement	143,582
Los Angeles	Clay, Concrete, Glass Or Stone	Gypsum Products	75,165
Los Angeles	Clay, Concrete, Glass Or Stone	Clay Brick Or Tile	39,367
Los Angeles	Clay, Concrete, Glass Or Stone	Mineral Wool	6,725
Los Angeles	Clay, Concrete, Glass Or Stone	Refractories	4,639
Los Angeles	Clay, Concrete, Glass Or Stone	Glass Containers	2,470
Los Angeles	Clay, Concrete, Glass Or Stone	Ready-Mix Concrete, Wet	1,295
Los Angeles	Clay, Concrete, Glass Or Stone	Misc Glassware, Blown Or Press	639
Los Angeles	Clay, Concrete, Glass Or Stone	Misc Nonmetallic Minerals	216
Los Angeles	Clay, Concrete, Glass Or Stone	Asbestos Products	71
Los Angeles	Clay, Concrete, Glass Or Stone	Abrasive Products	9
Los Angeles	Clay, Concrete, Glass Or Stone	Misc Pottery Products	7
Los Angeles	Clay, Concrete, Glass Or Stone	Nonmetal Minerals, Processed	3
Los Angeles	Clay, Concrete, Glass Or Stone	Cut Stone Or Stone Products	2
Los Angeles	Clay, Concrete, Glass Or Stone	Concrete Products	2
Los Angeles	Clay, Concrete, Glass Or Stone	Vitreous China Kitchen Articles	1
Los Angeles	Clay, Concrete, Glass Or Stone	Porcelain Electric Supplies	1
Los Angeles	Clay, Concrete, Glass Or Stone	Vitreous China Plumbing Fixture	0
Los Angeles	Clay, Concrete, Glass Or Stone	Ceramic Floor Or Wall Tile	0
Los Angeles	Electrical Equipment	Lighting Fixtures	13,794
Los Angeles	Electrical Equipment	Misc Electronic Components	3,703
Los Angeles	Electrical Equipment	Noncurrent Wiring Devices	1,597
Los Angeles	Electrical Equipment	Electronic Tubes	568
Los Angeles	Electrical Equipment	Telephone Or Telegraph Equip	628
Los Angeles	Electrical Equipment	Storage Batteries Or Plates	187
Los Angeles	Electrical Equipment	Electrical Equipment, Nec	83
Los Angeles	Electrical Equipment	Phonograph Records	59
Los Angeles	Electrical Equipment	Elec Eq For Intern Comb Engine	45
Los Angeles	Electrical Equipment	Carbon Prod For Electric Uses	38
Los Angeles	Electrical Equipment	Radio Or Tv Transmitting Equip	34
Los Angeles	Electrical Equipment	Electrical Transformers	29
Los Angeles	Electrical Equipment	Electrical Equipment	9
Los Angeles	Electrical Equipment	Electric Housewares Or Fans	8
Los Angeles	Electrical Equipment	Radio Or Tv Receiving Sets	8
Los Angeles	Electrical Equipment	Welding Apparatus	5
Los Angeles	Electrical Equipment	Motors Or Generators	4
Los Angeles	Electrical Equipment	Electric Lamps	1
Los Angeles	Electrical Equipment	Misc Electrical Industrial Equi	0
Los Angeles	Electrical Equipment	Industrial Controls Or Parts	0
Los Angeles	Electrical Equipment	Current Carrying Wiring Equipm	0
Los Angeles	Electrical Equipment	Switchgear Or Switchboards	0
Los Angeles	Electrical Equipment	Electric Measuring Instrmts	0
Los Angeles	Fabricated Metal Products	Sheet Metal Products	63,487
Los Angeles	Fabricated Metal Products	Fabricated Structural Metal Pro	50,918
Los Angeles	Fabricated Metal Products	Fabricated Metal Products, Nec	14,477
Los Angeles	Fabricated Metal Products	Misc Metal Work	13,387
Los Angeles	Fabricated Metal Products	Metal Doors, Sash, Etc.	6,485
Los Angeles	Fabricated Metal Products	Valves Or Pipe Fittings	5,960
Los Angeles	Fabricated Metal Products	Metal Cans	592
Los Angeles	Fabricated Metal Products	Architectural Metal Work	569
Los Angeles	Fabricated Metal Products	Metal Safes Or Vaults	184
Los Angeles	Fabricated Metal Products	Plumbing Fixtures	69
Los Angeles	Fabricated Metal Products	Bolts, Nuts, Screws, Etc.	21
Los Angeles	Fabricated Metal Products	Edge Or Hand Tools	18
Los Angeles	Fabricated Metal Products	Misc Hardware	15
Los Angeles	Fabricated Metal Products	Misc Fabricated Wire Products	5
Los Angeles	Fabricated Metal Products	Metal Stampings	4
Los Angeles	Fabricated Metal Products	Metal Shipping Containers	4
Los Angeles	Fabricated Metal Products	Builders Or Cabinet Hardware	2
Los Angeles	Fabricated Metal Products	Fabricated Plate Products	2
Los Angeles	Fabricated Metal Products	Hand Saws Or Saw Blades	2
Los Angeles	Fabricated Metal Products	Metal Sanitary Ware	2
Los Angeles	Fabricated Metal Products	Heating Equip, Not Electrical	1
Los Angeles	Fabricated Metal Products	Steel Springs	1
Los Angeles	Farm Products	Citrus Fruits	5,002
Los Angeles	Farm Products	Leafy Fresh Vegetables	3,654

1995 Nevada Outbound Freight: Commodity Detail

Destination	2 Digit Commodity Group	Commodity Detail	Tons Out
Los Angeles	Transportation Equipment	Motor Bus Or Truck Bodies	393
Los Angeles	Transportation Equipment	Motor Vehicle Parts Or Accessor	234
Los Angeles	Transportation Equipment	Motor Vehicles	157
Los Angeles	Transportation Equipment	Transportation Equipment	73
Los Angeles	Transportation Equipment	Truck Trailers	9
Los Angeles	Transportation Equipment	Locomotives Or Parts	1
Los Angeles	Transportation Equipment	Aircraft	1
Los Angeles	Transportation Equipment	Misc Aircraft Parts	2
Los Angeles	Transportation Equipment	Aircraft Or Missile Engines	2
Los Angeles	Waste Or Scrap Materials	Metal Scrap Or Tailings	3 720
Mid-Atlantic	Apparel Or Related Products	Womens Or Childrens Clothing	7 499
Mid-Atlantic	Apparel Or Related Products	Mens Or Boys Clothing	408
Mid-Atlantic	Apparel Or Related Products	Apparel Or Related Products	249
Mid-Atlantic	Apparel Or Related Products	Misc Fabricated Textile Products	211
Mid-Atlantic	Apparel Or Related Products	Textile Housefurnishings	8
Mid-Atlantic	Apparel Or Related Products	Textile Prod,Pleated, Etc.	3
Mid-Atlantic	Apparel Or Related Products	Apparel Findings	3
Mid-Atlantic	Apparel Or Related Products	Textile Bags	3
Mid-Atlantic	Apparel Or Related Products	Apparel Nec	2
Mid-Atlantic	Apparel Or Related Products	Curtains Or Draperies	2
Mid-Atlantic	Apparel Or Related Products	Caps Or Hats Or Hat Bodies	1
Mid-Atlantic	Apparel Or Related Products	Apparel Belts	1
Mid-Atlantic	Apparel Or Related Products	Robes Or Dressing Gowns	1
Mid-Atlantic	Apparel Or Related Products	Leather Clothing	0
Mid-Atlantic	Apparel Or Related Products	Millinery	0
Mid-Atlantic	Chemicals Or Allied Products	Paints, Lacquers, Etc.	476
Mid-Atlantic	Chemicals Or Allied Products	Misc Indus Inorganic Chemicals	443
Mid-Atlantic	Chemicals Or Allied Products	Fertilizers	205
Mid-Atlantic	Chemicals Or Allied Products	Chemicals Or Allied Products	75
Mid-Atlantic	Chemicals Or Allied Products	Specialty Cleaning Preparations	15
Mid-Atlantic	Chemicals Or Allied Products	Drugs	10
Mid-Atlantic	Chemicals Or Allied Products	Chemical Preparations, Nec	6
Mid-Atlantic	Chemicals Or Allied Products	Cyclic Intermediates Or Dyes	1
Mid-Atlantic	Chemicals Or Allied Products	Cosmetics,Perfumes, Etc.	1
Mid-Atlantic	Chemicals Or Allied Products	Plastic Mater Or Synth Fibres	0
Mid-Atlantic	Chemicals Or Allied Products	Crude Prod Of Coal Gas,Petrole	0
Mid-Atlantic	Chemicals Or Allied Products	Misc Industrial Organic Chemical	0
Mid-Atlantic	Clay, Concrete, Glass Or Stone	Nonmetal Minerals, Processed	15 290
Mid-Atlantic	Clay, Concrete, Glass Or Stone	Clay Concrete Glass Or Stone	93
Mid-Atlantic	Clay, Concrete, Glass Or Stone	Flat Glass	21
Mid-Atlantic	Clay, Concrete, Glass Or Stone	Misc Glassware,Blown Or Press	3
Mid-Atlantic	Clay, Concrete, Glass Or Stone	Ceramic Floor Or Wall Tile	1
Mid-Atlantic	Clay, Concrete, Glass Or Stone	Concrete Products	1
Mid-Atlantic	Clay, Concrete, Glass Or Stone	Abrasive Products	0
Mid-Atlantic	Electrical Equipment	Lighting Fixtures	204
Mid-Atlantic	Electrical Equipment	Misc Electronic Components	56
Mid-Atlantic	Electrical Equipment	Noncurrent Wiring Devices	39
Mid-Atlantic	Electrical Equipment	Motors Or Generators	28
Mid-Atlantic	Electrical Equipment	Current Carrying Wiring Equipm	22
Mid-Atlantic	Electrical Equipment	Electric Lamps	19
Mid-Atlantic	Electrical Equipment	Welding Apparatus	19
Mid-Atlantic	Electrical Equipment	Storage Batteries Or Plates	18
Mid-Atlantic	Electrical Equipment	Electrical Equipment, Nec	18
Mid-Atlantic	Electrical Equipment	Industrial Controls Or Parts	17
Mid-Atlantic	Electrical Equipment	Carbon Prod For Electric Uses	13
Mid-Atlantic	Electrical Equipment	Solid State Semiconductors	13
Mid-Atlantic	Electrical Equipment	Misc Electrical Industrial Equipm	4
Mid-Atlantic	Electrical Equipment	Elec Eq For Intern Comb Engine	3
Mid-Atlantic	Electrical Equipment	Electrical Transformers	3
Mid-Atlantic	Electrical Equipment	Electric Housewares Or Fans	2
Mid-Atlantic	Electrical Equipment	Radio Or Tv Receiving Sets	2
Mid-Atlantic	Electrical Equipment	Electronic Tubes	2
Mid-Atlantic	Electrical Equipment	X-Ray Equipment	2
Mid-Atlantic	Electrical Equipment	Telephone Or Telegraph Equipm	0
Mid-Atlantic	Electrical Equipment	Switchgear Or Switchboards	0
Mid-Atlantic	Electrical Equipment	Electric Measuring Instrmts	0
Mid-Atlantic	Fabricated Metal Products	Fabricated Structural Metal Prod	109
Mid-Atlantic	Fabricated Metal Products	Sheet Metal Products	55
Mid-Atlantic	Fabricated Metal Products	Misc Metal Work	35
Mid-Atlantic	Fabricated Metal Products	Cutlery Not Electrical	25
Mid-Atlantic	Fabricated Metal Products	Metal Doors, Sash, Etc.	15
Mid-Atlantic	Fabricated Metal Products	Fabricated Plate Products	11
Mid-Atlantic	Fabricated Metal Products	Bolts, Nuts, Screws, Etc.	10
Mid-Atlantic	Fabricated Metal Products	Metal Stampings	5
Mid-Atlantic	Fabricated Metal Products	Fabricated Metal Products, Nec	4
Mid-Atlantic	Fabricated Metal Products	Misc Hardware	2
Mid-Atlantic	Fabricated Metal Products	Plumbing Fixtures	1
Mid-Atlantic	Fabricated Metal Products	Builders Or Cabinet Hardware	1
Mid-Atlantic	Fabricated Metal Products	Misc Fabricated Wire Products	0
Mid-Atlantic	Fabricated Metal Products	Steel Springs	0
Mid-Atlantic	Fabricated Metal Products	Metal Sanitary Ware	0
Mid-Atlantic	Fabricated Metal Products	Heating Equip,Not Electrical	0
Mid-Atlantic	Fabricated Metal Products	Valves Or Pipe Fittings	0
Mid-Atlantic	Fabricated Metal Products	Metal Gates Or Vaults	0
Mid-Atlantic	Fabricated Metal Products	Chain Saws Or Saw Blades	0
Mid-Atlantic	Food Or Kindred Products	Prepared Or Canned Food	4 467
Mid-Atlantic	Food Or Kindred Products	Food Or Kindred Products	655
Mid-Atlantic	Food Or Kindred Products	Meat, Fresh Or Chilled	1
Mid-Atlantic	Food Or Kindred Products	Ice Cream Or Rel Froz Desserts	1
Mid-Atlantic	Food Or Kindred Products	Candy Or Other Confectionery	1
Mid-Atlantic	Food Or Kindred Products	Animal By-Prod Inedible	1
Mid-Atlantic	Food Or Kindred Products	Canned Specialties	0
Mid-Atlantic	Food Or Kindred Products	Soft Drinks Or Mineral Water	0
Mid-Atlantic	Food Or Kindred Products	Meat, Fresh Frozen	0

1995 Nevada Inbound Freight: Commodity Detail

Origin	2 Digit Commodity Group	Commodity Detail	Tons In
Los Angeles	Farm Products	Misc Fresh Vegetables	2 840
Los Angeles	Farm Products	Deciduous Fruits	484
Los Angeles	Farm Products	Bulbs,Roots Or Tubers	40
Los Angeles	Food Or Kindred Products	Soft Drinks Or Mineral Water	1 647 723
Los Angeles	Food Or Kindred Products	Wine Brandy Or Brandy Spirit	45 114
Los Angeles	Food Or Kindred Products	Sugar, Refined, Cane Or Beet	38 430
Los Angeles	Food Or Kindred Products	Malt Liquors	25 843
Los Angeles	Food Or Kindred Products	Margarine Shortening, Etc.	21 370
Los Angeles	Food Or Kindred Products	Pickled Fruits Or Vegetables	19 408
Los Angeles	Food Or Kindred Products	Misc Flavoring Extracts	10 710
Los Angeles	Food Or Kindred Products	Flour Or Other Grain Mill Produ	8 186
Los Angeles	Food Or Kindred Products	Canned Specialties	7 984
Los Angeles	Food Or Kindred Products	Processed Fish Products	5 990
Los Angeles	Food Or Kindred Products	Canned Fruits,Vegetables, Etc.	4 082
Los Angeles	Food Or Kindred Products	Milled Rice, Flour Or Meal	3 248
Los Angeles	Food Or Kindred Products	Distilled Or Blended Liquors	2 783
Los Angeles	Food Or Kindred Products	Denvar Or Dried Fruit Or Veg	2 580
Los Angeles	Food Or Kindred Products	Candy Or Other Confectionery	805
Los Angeles	Food Or Kindred Products	Misc Food Preparations, Nec	150
Los Angeles	Food Or Kindred Products	Malt	92
Los Angeles	Food Or Kindred Products	Frozen Fruit, Veg Or Juice	56
Los Angeles	Food Or Kindred Products	Meat Products	32
Los Angeles	Food Or Kindred Products	Prepared Or Canned Feed	2
Los Angeles	Food Or Kindred Products	Cereal Preparations	2
Los Angeles	Food Or Kindred Products	Bread Or Other Bakery Prod	1
Los Angeles	Food Or Kindred Products	Marine Fats Or Oils	1
Los Angeles	Food Or Kindred Products	Ice Cream Or Rel Froz Desserts	0
Los Angeles	Fresh Fish Or Marine Products	Fresh Fish Or Whale Products	86
Los Angeles	Fresh Fish Or Marine Products	Fish Hatcheries	86
Los Angeles	Furniture Or Fixtures	Bedsprings Or Mattresses	2 557
Los Angeles	Furniture Or Fixtures	Benches,Chairs, Stools	990
Los Angeles	Furniture Or Fixtures	Tables Or Desks	803
Los Angeles	Furniture Or Fixtures	Cabinets Or Cases	287
Los Angeles	Furniture Or Fixtures	Beds,Dressers,Chests, Etc.	270
Los Angeles	Furniture Or Fixtures	Household Or Office Furn, Nec	240
Los Angeles	Furniture Or Fixtures	Sofas, Couches, Etc.	171
Los Angeles	Furniture Or Fixtures	Furniture Or Fixtures	82
Los Angeles	Furniture Or Fixtures	Suites, China Closets, Etc.	58
Los Angeles	Furniture Or Fixtures	Furniture Or Fixtures, Nec	46
Los Angeles	Furniture Or Fixtures	Childrens Furniture	42
Los Angeles	Furniture Or Fixtures	Metal Lockers,Partitions, Etc.	17
Los Angeles	Furniture Or Fixtures	Public Building Or Related Furni	1
Los Angeles	Instrum, Photo Equip, Optical E	Orthopedic Or Prosthetic Suppli	687
Los Angeles	Instrum, Photo Equip, Optical E	Surgical Or Medical Instruments	28
Los Angeles	Instrum, Photo Equip, Optical E	Photographic Equip Or Supplies	14
Los Angeles	Instrum, Photo Equip, Optical E	Mech Measuring Or Control Equi	4
Los Angeles	Instrum, Photo Equip, Optical E	Engrg, Lab Or Scientific Equipm	3
Los Angeles	Instrum, Photo Equip, Optical E	Dental Equipment Or Supplies	1
Los Angeles	Instrum, Photo Equip, Optical E	Automatic Temperature Controls	1
Los Angeles	Leather Or Leather Products	Leather Footwear	22
Los Angeles	Leather Or Leather Products	Boot Or Shoe Cut Stock	1
Los Angeles	Leather Or Leather Products	Industrial Leather Belting	0
Los Angeles	Leather Or Leather Products	Leather Luggage Or Handbags	0
Los Angeles	Lumber Or Wood Products	Lumber Or Dimension Stock	13 753
Los Angeles	Lumber Or Wood Products	Millwork Or Cabinetwork	12 428
Los Angeles	Lumber Or Wood Products	Plywood Or Veneer	4 933
Los Angeles	Lumber Or Wood Products	Prefab Wood Buildings	2 374
Los Angeles	Lumber Or Wood Products	Kitchen Cabinets,Wood	51
Los Angeles	Lumber Or Wood Products	Primary Forest Materials	6
Los Angeles	Lumber Or Wood Products	Misc Wood Products	4
Los Angeles	Lumber Or Wood Products	Wooden Ware Or Flatware	0
Los Angeles	Lumber Or Wood Products	Wood Prod, Nec	0
Los Angeles	Lumber Or Wood Products	Coak Products	0
Los Angeles	Machinery	Conveyors Or Parts	3 892
Los Angeles	Machinery	Constr Machinery Or Equipment	2 502
Los Angeles	Machinery	Refrigeration Machinery	2 307
Los Angeles	Machinery	Misc Service Industry Machinery	1 811
Los Angeles	Machinery	Industrial Trucks, Etc.	1 420
Los Angeles	Machinery	Elevators Or Escalators	580
Los Angeles	Machinery	Electronic Data Proc Equipment	607
Los Angeles	Machinery	Industrial Pumps	252
Los Angeles	Machinery	Typewriters Or Parts	55
Los Angeles	Machinery	Metaworking Machinery	42
Los Angeles	Machinery	Misc General Industrial	37
Los Angeles	Machinery	Misc Machinery Or Parts	24
Los Angeles	Machinery	Misc Internal Combustion Engin	16
Los Angeles	Machinery	Special Dies,Tools,Jigs,Etc.	15
Los Angeles	Machinery	Ventilating Equipment	9
Los Angeles	Machinery	Misc Special Industry Mach	8
Los Angeles	Machinery	Industrial Process Furnaces	6
Los Angeles	Machinery	Mech Power Transmission Equi	1
Los Angeles	Machinery	Printing Trades Machinery	1
Los Angeles	Machinery	Hoists, Indust Cranes, Etc.	1
Los Angeles	Machinery	Ball Or Roller Bearings	1
Los Angeles	Machinery	Carburators, Pistons, Etc.	1
Los Angeles	Machinery	Automatic Merchandising Mach	1
Los Angeles	Machinery	Machine Tool Accessories	0
Los Angeles	Machinery	Scales Or Balances	0
Los Angeles	Machinery	Misc Office Machines	0
Los Angeles	Machinery	Paper Industres Machinery	0
Los Angeles	Mail Or Contract Traffic	Mail And Express Traffic	3 660
Los Angeles	Misc Manufacturing Products	Sporting Or Athletic Goods	124 860
Los Angeles	Misc Manufacturing Products	Signs Or Advertising Displays	1 180
Los Angeles	Misc Manufacturing Products	Pencils,Crayons,Or Artists Mate	20

1995 Nevada Outbound Freight: Commodity Detail

1995 Nevada Inbound Freight: Commodity Detail

Destination	2 Digit Commodity Group	Commodity Detail	Tons Out	Origin	2 Digit Commodity Group	Commodity Detail	Tons In
Mid-Atlantic	Furniture Or Fixtures	Wood Lockers,Partitions, Etc.	0	Los Angeles	Misc Manufacturing Products	Carbon Paper Or Inked Ribbons	11
Mid-Atlantic	Furniture Or Fixtures	Furniture Or Fixtures, Nec	0	Los Angeles	Misc Manufacturing Products	Manufactured Prod, Nec	9
Mid-Atlantic	Furniture Or Fixtures	Metal Lockers,Partitions, Etc.	0	Los Angeles	Misc Manufacturing Products	Dolls Or Stuffed Toys	5
Mid-Atlantic	Furniture Or Fixtures	Benches, Chairs, Stools	0	Los Angeles	Misc Manufacturing Products	Games Or Toys	2
Mid-Atlantic	Furniture Or Fixtures	Tables Or Desks	0	Los Angeles	Misc Manufacturing Products	Brooms, Brushes, Etc.	1
Mid-Atlantic	Furniture Or Fixtures	Beds, Dressers, Chests, Etc.	0	Los Angeles	Misc Manufacturing Products	Matches	1
Mid-Atlantic	Furniture Or Fixtures	Bedsprings Or Mattresses	0	Los Angeles	Misc Manufacturing Products	Musical Instruments Or Parts	0
Mid-Atlantic	Furniture Or Fixtures	Buffets, China Closets, Etc.	0	Los Angeles	Misc Manufacturing Products	Childrens Vehic Or Parts, Nec	0
Mid-Atlantic	Furniture Or Fixtures	Venetian Blinds, Shades, Etc.	0	Los Angeles	Misc Manufacturing Products	Furs Dressed Or Dyed	0
Mid-Atlantic	Furniture Or Fixtures	Sofas, Couches, Etc.	0	Los Angeles	Misc Mixed Shipment	Fak Shipments	600
Mid-Atlantic	Furniture Or Fixtures	Childrens Furniture	0	Los Angeles	Petroleum Or Coal Products	Petroleum Refining Products	101,347
Mid-Atlantic	Furniture Or Fixtures	Household Or Office Furn, Nec	0	Los Angeles	Petroleum Or Coal Products	Misc Coal Or Petroleum Product	13,980
Mid-Atlantic	Furniture Or Fixtures	Cabinets Or Cases	0	Los Angeles	Petroleum Or Coal Products	Asphalt Paving Blocks Or Mix	1,979
Mid-Atlantic	Instrum, Photo Equip, Optical E	Engng, Lab Or Scientific Equipm	117	Los Angeles	Petroleum Or Coal Products	Asphalt Coatings Or Feit	47
Mid-Atlantic	Instrum, Photo Equip, Optical E	Orthopaedic Or Prosthetic Suppl	4	Los Angeles	Primary Metal Products	Aluminum Or Alloy Castings	15,065
Mid-Atlantic	Instrum, Photo Equip, Optical E	Surgical Or Medical Instruments	1	Los Angeles	Primary Metal Products	Iron Or Steel Castings	12,042
Mid-Atlantic	Instrum, Photo Equip, Optical E	Mech Measuring Or Control Equi	1	Los Angeles	Primary Metal Products	Primary Metal Products, Nec	9,773
Mid-Atlantic	Leather Or Leather Products	Leather Luggage Or Handbags	0	Los Angeles	Primary Metal Products	Primary Iron Or Steel Products	2,340
Mid-Atlantic	Lumber Or Wood Products	Primary Forest Materials	810	Los Angeles	Primary Metal Products	Primary Copper Smelter Product	1,108
Mid-Atlantic	Lumber Or Wood Products	Lumber Or Dimension Stock	332	Los Angeles	Primary Metal Products	Aluminum Or Alloy Basic Shape	534
Mid-Atlantic	Lumber Or Wood Products	Misc Wood Products	2	Los Angeles	Primary Metal Products	Blast Furnace Or Coke	327
Mid-Atlantic	Lumber Or Wood Products	Milwork Or Cabinetwork	1	Los Angeles	Primary Metal Products	Nonferrous Wire	254
Mid-Atlantic	Lumber Or Wood Products	Treated Wood Products	1	Los Angeles	Primary Metal Products	Nonferrous Metal Forgings	0
Mid-Atlantic	Lumber Or Wood Products	Wooden Ware Or Flatware	0	Los Angeles	Primary Metal Products	Misc Nonferrous Basic Shapes	0
Mid-Atlantic	Lumber Or Wood Products	Wood Prod, Nec	0	Los Angeles	Primary Metal Products	Misc Prim Nonfer Smelter Prod	0
Mid-Atlantic	Lumber Or Wood Products	Cork Products	0	Los Angeles	Printed Matter	Misc Printed Matter	5,687
Mid-Atlantic	Machinery	Misc Machinery Or Parts	195	Los Angeles	Printed Matter	Newspapers	329
Mid-Atlantic	Machinery	Industrial Pumps	142	Los Angeles	Printed Matter	Periodicals	144
Mid-Atlantic	Machinery	Misc Service Industry Machinery	120	Los Angeles	Printed Matter	Manifold Business Forms	78
Mid-Atlantic	Machinery	Misc General Industrial	96	Los Angeles	Printed Matter	Blankbook, Loose Leaf Binder	57
Mid-Atlantic	Machinery	Ventilating Equipment	70	Los Angeles	Printed Matter	Books	39
Mid-Atlantic	Machinery	Mech Power Transmission Equip	36	Los Angeles	Printed Matter	Svc Indus For Print Trades	1
Mid-Atlantic	Machinery	Ball Or Roller Bearings	21	Los Angeles	Printed Matter	Greeting Cards, Seals, Etc.	0
Mid-Atlantic	Machinery	Industrial Process Furnaces	21	Los Angeles	Pulp, Paper Or Allied Products	Sanitary Paper Products	5,719
Mid-Atlantic	Machinery	Constr Machinery Or Equipment	15	Los Angeles	Pulp, Paper Or Allied Products	Paper Bags	5,239
Mid-Atlantic	Machinery	Conveyors Or Parts	8	Los Angeles	Pulp, Paper Or Allied Products	Misc Converted Paper Products	1,370
Mid-Atlantic	Machinery	Carburetors, Pistons, Etc.	7	Los Angeles	Pulp, Paper Or Allied Products	Paper	712
Mid-Atlantic	Machinery	Electronic Data Proc Equipment	6	Los Angeles	Pulp, Paper Or Allied Products	Sanitary Food Containers	510
Mid-Atlantic	Machinery	Misc Office Machines	4	Los Angeles	Pulp, Paper Or Allied Products	Envelopes	463
Mid-Atlantic	Machinery	Hoists, Industr Cranes, Etc.	4	Los Angeles	Pulp, Paper Or Allied Products	Die-Cut Paper Or Ppod Product	440
Mid-Atlantic	Machinery	Special Dies, Tools, Jigs, Etc.	3	Los Angeles	Pulp, Paper Or Allied Products	Pulp Paper Or Allied Products	12
Mid-Atlantic	Machinery	Metaworking Machinery	2	Los Angeles	Pulp, Paper Or Allied Products	Containers Or Boxes, Paper	7
Mid-Atlantic	Machinery	Farm Machinery Or Equipment	1	Los Angeles	Rubber Or Misc Plastics	Misc Plastic Products	4,171
Mid-Atlantic	Machinery	Machine Tool Accessories	1	Los Angeles	Rubber Or Misc Plastics	Tires Or Inner Tubes	917
Mid-Atlantic	Machinery	Misc Special Industry Mach	1	Los Angeles	Rubber Or Misc Plastics	Misc Fabricated Products	20
Mid-Atlantic	Machinery	Refrigeration Machinery	1	Los Angeles	Rubber Or Misc Plastics	Rubber Or Misc Plastics	18
Mid-Atlantic	Machinery	Automatic Merchandising Machi	0	Los Angeles	Rubber Or Misc Plastics	Rubber Or Plastic Footwear	10
Mid-Atlantic	Machinery	Commercial Laundry Equipment	0	Los Angeles	Rubber Or Misc Plastics	Ruo Or Plas Hose Or Belting	1
Mid-Atlantic	Machinery	Printing Trades Machinery	0	Los Angeles	Secondary Traffic	Warehouse & Distribution Center	280,881
Mid-Atlantic	Mail Or Contract Traffic	Mail And Express Traffic	736	Los Angeles	Secondary Traffic	Rail Intermodal Drayage	1,282
Mid-Atlantic	Misc Manufacturing Products	Manufactured Prod, Nec	102	Los Angeles	Secondary Traffic	Air Freight Drayage	1
Mid-Atlantic	Misc Manufacturing Products	Sporting Or Athletic Goods	87	Los Angeles	Textile Mill Products	Woven Carpets, Mats Or Rugs	1,392
Mid-Atlantic	Misc Manufacturing Products	Matches	29	Los Angeles	Textile Mill Products	Cotton Broad-Woven Fabrics	74
Mid-Atlantic	Misc Manufacturing Products	Misc Manufacturing Products	7	Los Angeles	Textile Mill Products	Knit Fabrics	44
Mid-Atlantic	Misc Manufacturing Products	Signs Or Advertising Displays	2	Los Angeles	Textile Mill Products	Man-Made Or Glass Woven Fib	27
Mid-Atlantic	Misc Manufacturing Products	Jewelry, Precious Metal, Etc.	2	Los Angeles	Textile Mill Products	Narrow Fabrics	0
Mid-Atlantic	Misc Manufacturing Products	Games Or Toys	1	Los Angeles	Textile Mill Products	Wool Broad-Woven Fabrics	0
Mid-Atlantic	Misc Manufacturing Products	Dolls Or Stuffed Toys	1	Los Angeles	Textile Mill Products	Wool Or Mohar	0
Mid-Atlantic	Misc Manufacturing Products	Brooms, Brushes, Etc.	1	Los Angeles	Tobacco Products	Cigarettes	1
Mid-Atlantic	Misc Manufacturing Products	Silverware Or Plated Ware	0	Los Angeles	Transportation Equipment	Motor Vehicles	9,129
Mid-Atlantic	Misc Manufacturing Products	Childrens Vehic Or Parts, Nec	0	Los Angeles	Transportation Equipment	Motor Vehicle Parts Or Access	491
Mid-Atlantic	Misc Manufacturing Products	Furs Dressed Or Dyed	0	Los Angeles	Transportation Equipment	Motorcycles, Bicycles Or Parts	36
Mid-Atlantic	Misc Mixed Shipment	Fak Shipments	1,320	Los Angeles	Transportation Equipment	Truck Trailers	24
Mid-Atlantic	Nonmetallic Minerals	Misc Nonmetallic Minerals, Nec	3,000	Los Angeles	Transportation Equipment	Misc Aircraft Parts	22
Mid-Atlantic	Ordnance Or Accessories	Small Arms Ammo, 30mm Or Les	18	Los Angeles	Transportation Equipment	Transportation Equipment	18
Mid-Atlantic	Ordnance Or Accessories	Small Arms, 30mm Or Less	0	Los Angeles	Transportation Equipment	Aircraft Or Missile Engines	3
Mid-Atlantic	Petroleum Or Coal Products	Misc Coal Or Petroleum Product	2	Los Angeles	Transportation Equipment	Shps Or Boats	7
Mid-Atlantic	Petroleum Or Coal Products	Petroleum Refining Products	2	Los Angeles	Transportation Equipment	Motor Bus Or Truck Bodies	2
Mid-Atlantic	Petroleum Or Coal Products	Asphalt Coatings Or Feit	0	Los Angeles	Transportation Equipment	Aircraft	0
Mid-Atlantic	Primary Metal Products	Iron Or Steel Forgings	1,041	Los Angeles	Transportation Equipment	Transportation Equipment, Nec	0
Mid-Atlantic	Primary Metal Products	Electrometallurgical Products	3	Los Angeles	Transportation Equipment	Trailer Coaches	0
Mid-Atlantic	Primary Metal Products	Nonferrous Metal Forgings	3	Los Angeles	Transportation Equipment	Aircraft Propellers Or Parts	0
Mid-Atlantic	Primary Metal Products	Steel Wire, Nails Or Spikes	2	Mid-Atlantic	Apparel Or Related Products	Misc Fabricated Textile Product	4,887
Mid-Atlantic	Primary Metal Products	Copper Or Alloy Basic Shapes	2	Mid-Atlantic	Apparel Or Related Products	Apparel Findings	2,911
Mid-Atlantic	Primary Metal Products	Misc Nonferrous Basic Shapes	1	Mid-Atlantic	Apparel Or Related Products	Textile Householdings	2,751
Mid-Atlantic	Primary Metal Products	Iron Or Steel Castings	1	Mid-Atlantic	Apparel Or Related Products	Womens Or Childrens Clothing	727
Mid-Atlantic	Primary Metal Products	Primary Iron Or Steel Products	1	Mid-Atlantic	Apparel Or Related Products	Textile Bags	586
Mid-Atlantic	Primary Metal Products	Primary Metal Products, Nec	1	Mid-Atlantic	Apparel Or Related Products	Mens Or Boys Clothing	48
Mid-Atlantic	Primary Metal Products	Nonferrous Wire	0	Mid-Atlantic	Apparel Or Related Products	Apparel Or Related Products	6
Mid-Atlantic	Primary Metal Products	Aluminum Or Alloy Basic Shapes	0	Mid-Atlantic	Apparel Or Related Products	Fur Goods	0
Mid-Atlantic	Printed Matter	Manifold Business Forms	229	Mid-Atlantic	Apparel Or Related Products	Gloves, Mittens Or Linings	0
Mid-Atlantic	Printed Matter	Misc Printed Matter	123	Mid-Atlantic	Apparel Or Related Products	Canvas Products	0
Mid-Atlantic	Printed Matter	Newspapers	41	Mid-Atlantic	Chemicals Or Allied Products	Misc Industrial Organic Chemical	15,914
Mid-Atlantic	Printed Matter	Printed Matter	14	Mid-Atlantic	Chemicals Or Allied Products	Drugs	3,175
Mid-Atlantic	Printed Matter	Greeting Cards, Seals, Etc.	5	Mid-Atlantic	Chemicals Or Allied Products	Explosives	1,606
Mid-Atlantic	Printed Matter	Books	3	Mid-Atlantic	Chemicals Or Allied Products	Misc Indus Inorganic Chemicals	1,312
Mid-Atlantic	Printed Matter	Svc Indus For Print Trades	0	Mid-Atlantic	Chemicals Or Allied Products	Fertilizers	609
Mid-Atlantic	Printed Matter	Periodicals	0	Mid-Atlantic	Chemicals Or Allied Products	Soap Or Other Detergents	270
Mid-Atlantic	Pulp, Paper Or Allied Products	Containers Or Boxes, Paper	55	Mid-Atlantic	Chemicals Or Allied Products	Potassium Or Sodium Compound	235
Mid-Atlantic	Pulp, Paper Or Allied Products	Misc Converted Paper Products	28	Mid-Atlantic	Chemicals Or Allied Products	Chemical Preparations, Nec	144
Mid-Atlantic	Pulp, Paper Or Allied Products	Pulp Paper Or Allied Products	8	Mid-Atlantic	Chemicals Or Allied Products	Cosmetics, Perfumes, Etc.	120
Mid-Atlantic	Pulp, Paper Or Allied Products	Paper	7	Mid-Atlantic	Chemicals Or Allied Products	Cyclic Intermediates Or Dyes	99
Mid-Atlantic	Pulp, Paper Or Allied Products	Fibre Cans, Drums Or Tubes	6	Mid-Atlantic	Chemicals Or Allied Products	Chemicals Or Allied Products	87
Mid-Atlantic	Pulp, Paper Or Allied Products	Fiber, Paper Or Pulpboard	1	Mid-Atlantic	Chemicals Or Allied Products	Paints, Lacquers, Etc.	72

1995 Nevada Outbound Freight: Commodity Detail

Destination	2 Digit Commodity Group	Commodity Detail	Tons Out
Mid-Atlantic	Pulp, Paper Or Allied Products	Paper Bags	0
Mid-Atlantic	Pulp, Paper Or Allied Products	Die-Cut Paper Or Pood Products	0
Mid-Atlantic	Rubber Or Misc Plastics	Misc Plastic Products	1 464
Mid-Atlantic	Rubber Or Misc Plastics	Misc Fabricated Products	95
Mid-Atlantic	Rubber Or Misc Plastics	Rubber Or Misc Plastics	49
Mid-Atlantic	Rubber Or Misc Plastics	Tires Or Inner Tubes	0
Mid-Atlantic	Secondary Traffic	Warehouse & Distribution Center	481
Mid-Atlantic	Textile Mill Products	Knit Fabrics	334
Mid-Atlantic	Textile Mill Products	Narrow Fabrics	0
Mid-Atlantic	Transportation Equipment	Motor Vehicles	231
Mid-Atlantic	Transportation Equipment	Motor Vehicle Parts Or Accessor	155
Mid-Atlantic	Transportation Equipment	Truck Trailers	8
Mid-Atlantic	Transportation Equipment	Locomotives Or Parts	8
Mid-Atlantic	Transportation Equipment	Motor Bus Or Truck Bodies	7
Mid-Atlantic	Transportation Equipment	Aircraft	3
Mid-Atlantic	Transportation Equipment	Misc Aircraft Parts	3
Mid-Atlantic	Transportation Equipment	Motorcycles, Bicycles Or Parts	2
Mid-Atlantic	Transportation Equipment	Ships Or Boats	2
Mid-Atlantic	Transportation Equipment	Aircraft Or Missile Engines	1
Mid-Atlantic	Transportation Equipment	Aircraft Propellers Or Parts	0
Mid-West	Apparel Or Related Products	Misc Fabricated Textile Products	928
Mid-West	Apparel Or Related Products	Womens Or Childrens Clothing	256
Mid-West	Apparel Or Related Products	Mens Or Boys Clothing	32
Mid-West	Apparel Or Related Products	Carvas Products	22
Mid-West	Apparel Or Related Products	Textile Housefurnishings	17
Mid-West	Apparel Or Related Products	Apparel, Nec	4
Mid-West	Apparel Or Related Products	Textile Bags	3
Mid-West	Apparel Or Related Products	Ropes Or Dressing Gowns	2
Mid-West	Apparel Or Related Products	Curtains Or Draperies	1
Mid-West	Apparel Or Related Products	Textile Prod,Pleated, Etc.	1
Mid-West	Apparel Or Related Products	Caps Or Hats Or Hat Bodies	1
Mid-West	Apparel Or Related Products	Apparel Belts	1
Mid-West	Apparel Or Related Products	Fur Goods	0
Mid-West	Apparel Or Related Products	Leather Claining	0
Mid-West	Chemicals Or Allied Products	Misc Indus Inorganic Chemicals	1 045
Mid-West	Chemicals Or Allied Products	Soap Or Other Detergents	600
Mid-West	Chemicals Or Allied Products	Paints Lacquers, Etc.	523
Mid-West	Chemicals Or Allied Products	Fertilizers	522
Mid-West	Chemicals Or Allied Products	Potassium Or Sodium Compound	40
Mid-West	Chemicals Or Allied Products	Chemicals Or Allied Products	18
Mid-West	Chemicals Or Allied Products	Adhesives	7
Mid-West	Chemicals Or Allied Products	Specialty Cleaning Preparations	5
Mid-West	Chemicals Or Allied Products	Drugs	4
Mid-West	Chemicals Or Allied Products	Chemical Preparations, Nec	3
Mid-West	Chemicals Or Allied Products	Plastic Mater Or Svnln Flores	3
Mid-West	Chemicals Or Allied Products	Misc Industrial Organic Chemical	3
Mid-West	Chemicals Or Allied Products	Cosmetics,Perfumes, Etc.	2
Mid-West	Chemicals Or Allied Products	Misc Agricultural Chemicals	0
Mid-West	Chemicals Or Allied Products	Inorganic Pigments	0
Mid-West	Clay, Concrete,Glass Or Stone	Gypsum Products	23 764
Mid-West	Clay, Concrete,Glass Or Stone	Nonmetal Minerals, Processed	5 640
Mid-West	Clay, Concrete,Glass Or Stone	Portland Cement	155
Mid-West	Clay, Concrete,Glass Or Stone	Flat Glass	15
Mid-West	Clay, Concrete,Glass Or Stone	Clay Brck Or Tile	13
Mid-West	Clay, Concrete,Glass Or Stone	Abrasive Products	3
Mid-West	Clay, Concrete,Glass Or Stone	Refractories	1
Mid-West	Clay, Concrete,Glass Or Stone	Misc Pottery Products	0
Mid-West	Clay, Concrete,Glass Or Stone	Misc Glassware,Blown Or Press	0
Mid-West	Clay, Concrete,Glass Or Stone	Ceramic Floor Or Wall Tile	0
Mid-West	Clay, Concrete,Glass Or Stone	Misc Nonmetallic Minerals	0
Mid-West	Clay, Concrete,Glass Or Stone	Mineral Wool	0
Mid-West	Clay, Concrete,Glass Or Stone	Cut Stone Or Stone Products	0
Mid-West	Electrical Equipment	Electric Measuring Instrmts	1 343
Mid-West	Electrical Equipment	Motors Or Generators	852
Mid-West	Electrical Equipment	Lighting Fixtures	494
Mid-West	Electrical Equipment	Electronic Tubes	72
Mid-West	Electrical Equipment	Misc Electronic Components	42
Mid-West	Electrical Equipment	Noncurrent Wiring Devices	40
Mid-West	Electrical Equipment	Household Vacuum Cleaners	22
Mid-West	Electrical Equipment	Electric Lamps	16
Mid-West	Electrical Equipment	Storage Batteries Or Plates	15
Mid-West	Electrical Equipment	Carbon Prod For Electric Uses	15
Mid-West	Electrical Equipment	Current Carrying Wiring Equiom	12
Mid-West	Electrical Equipment	Elec Eq For Intern Comp Engine	11
Mid-West	Electrical Equipment	Misc Electrical Industrial Equiom	10
Mid-West	Electrical Equipment	Radio Or Tv Receiving Sets	8
Mid-West	Electrical Equipment	Welding Apparatus	7
Mid-West	Electrical Equipment	Industrial Controls Or Parts	7
Mid-West	Electrical Equipment	Electrical Equipment, Nec	5
Mid-West	Electrical Equipment	Electric Housewares Or Fans	3
Mid-West	Electrical Equipment	Solid State Semiconducts	3
Mid-West	Electrical Equipment	Phonograph Records	1
Mid-West	Electrical Equipment	X-Ray Equipment	1
Mid-West	Electrical Equipment	Switchgear Or Switchboards	1
Mid-West	Electrical Equipment	Household Laundry Equipment	1
Mid-West	Electrical Equipment	Misc Household Appliances	1
Mid-West	Electrical Equipment	Telephone Or Telegraph Equiom	0
Mid-West	Electrical Equipment	Household Refrigerators	0
Mid-West	Fabricated Metal Products	Metal Stampings	401
Mid-West	Fabricated Metal Products	Fabricated Structural Metal Prod	146
Mid-West	Fabricated Metal Products	Fabricated Metal Products, Nec	54
Mid-West	Fabricated Metal Products	Fabricated Metal Products	53
Mid-West	Fabricated Metal Products	Sheet Metal Products	24
Mid-West	Fabricated Metal Products	Fabricated Plate Products	20

1995 Nevada Inbound Freight: Commodity Detail

Origin	2 Digit Commodity Group	Commodity Detail	Tons In
Mid-Atlantic	Chemicals Or Allied Products	Adhesives	63
Mid-Atlantic	Chemicals Or Allied Products	Specialty Cleaning Preparations	32
Mid-Atlantic	Chemicals Or Allied Products	Plastic Mater Or Svnln Flores	30
Mid-Atlantic	Chemicals Or Allied Products	Crude Prod Of Coal Gas Parolef	3
Mid-Atlantic	Chemicals Or Allied Products	Surface Active Agents	2
Mid-Atlantic	Chemicals Or Allied Products	Industrial Gases	1
Mid-Atlantic	Chemicals Or Allied Products	Refractories	1 935
Mid-Atlantic	Clay, Concrete,Glass Or Stone	Misc Glassware Blown Or Press	603
Mid-Atlantic	Clay, Concrete,Glass Or Stone	Ready-Mix Concrete, Wet	818
Mid-Atlantic	Clay, Concrete,Glass Or Stone	Portland Cement	530
Mid-Atlantic	Clay, Concrete,Glass Or Stone	Mineral Wool	174
Mid-Atlantic	Clay, Concrete,Glass Or Stone	Vitreous China Kitchen Articles	72
Mid-Atlantic	Clay, Concrete,Glass Or Stone	Clay,Concrete,Glass Or Stone	55
Mid-Atlantic	Clay, Concrete,Glass Or Stone	Ceramic Floor Or Wall Tile	15
Mid-Atlantic	Clay, Concrete,Glass Or Stone	Clay Brck Or Tile	7
Mid-Atlantic	Clay, Concrete,Glass Or Stone	Porcelain Electric Supplies	5
Mid-Atlantic	Clay, Concrete,Glass Or Stone	Nonmetal Minerals, Processed	4
Mid-Atlantic	Clay, Concrete,Glass Or Stone	Glass Containers	3
Mid-Atlantic	Clay, Concrete,Glass Or Stone	Abrasive Products	3
Mid-Atlantic	Clay, Concrete,Glass Or Stone	Gypsum Products	2
Mid-Atlantic	Clay, Concrete,Glass Or Stone	Flat Glass	2
Mid-Atlantic	Clay, Concrete,Glass Or Stone	Misc Pottery Products	1
Mid-Atlantic	Clay, Concrete,Glass Or Stone	Misc Nonmetallic Minerals	0
Mid-Atlantic	Clay, Concrete,Glass Or Stone	Asbestos Products	0
Mid-Atlantic	Electrical Equipment	Elec Eq For Intern Comp Engine	2 700
Mid-Atlantic	Electrical Equipment	Household Refrigerators	802
Mid-Atlantic	Electrical Equipment	Radio Or Tv Receiving Sets	629
Mid-Atlantic	Electrical Equipment	Lighting Fixtures	203
Mid-Atlantic	Electrical Equipment	Misc Household Appliances	200
Mid-Atlantic	Electrical Equipment	Misc Electronic Components	200
Mid-Atlantic	Electrical Equipment	Noncurrent Wiring Devices	137
Mid-Atlantic	Electrical Equipment	Telephone Or Telegraph Equio	135
Mid-Atlantic	Electrical Equipment	Electric Housewares Or Fans	86
Mid-Atlantic	Electrical Equipment	Electrical Equipment, Nec	82
Mid-Atlantic	Electrical Equipment	Carbon Prod For Electric Uses	78
Mid-Atlantic	Electrical Equipment	Storage Batteries Or Plates	55
Mid-Atlantic	Electrical Equipment	Electrical Equipment	34
Mid-Atlantic	Electrical Equipment	Radio Or Tv Transmitting Equio	33
Mid-Atlantic	Electrical Equipment	Electrical Transformers	9
Mid-Atlantic	Electrical Equipment	Welding Apparatus	8
Mid-Atlantic	Electrical Equipment	Electronic Tubes	5
Mid-Atlantic	Electrical Equipment	Solid State Semiconducts	5
Mid-Atlantic	Electrical Equipment	Industrial Controls Or Parts	4
Mid-Atlantic	Electrical Equipment	Current Carrying Wiring Equiom	4
Mid-Atlantic	Electrical Equipment	Phonograph Records	3
Mid-Atlantic	Electrical Equipment	Misc Electrical Industrial Equio	2
Mid-Atlantic	Electrical Equipment	Household Cooking Equipment	2
Mid-Atlantic	Electrical Equipment	X-Ray Equipment	2
Mid-Atlantic	Electrical Equipment	Motors Or Generators	1
Mid-Atlantic	Electrical Equipment	Electric Measuring Instrmts	1
Mid-Atlantic	Electrical Equipment	Switchgear Or Switchboards	1
Mid-Atlantic	Electrical Equipment	Household Laundry Equipment	0
Mid-Atlantic	Electrical Equipment	Electric Lamps	0
Mid-Atlantic	Fabricated Metal Products	Fabricated Metal Products, Nec	1 818
Mid-Atlantic	Fabricated Metal Products	Misc Hardware	347
Mid-Atlantic	Fabricated Metal Products	Fabricated Plate Products	323
Mid-Atlantic	Fabricated Metal Products	Metal Stampings	162
Mid-Atlantic	Fabricated Metal Products	Builders Or Cabinet Hardware	132
Mid-Atlantic	Fabricated Metal Products	Fabricated Metal Products	58
Mid-Atlantic	Fabricated Metal Products	Edge Or Hand Tools	44
Mid-Atlantic	Fabricated Metal Products	Bolts, Nuts, Screws, Etc.	39
Mid-Atlantic	Fabricated Metal Products	Valves Or Pipe Fittings	39
Mid-Atlantic	Fabricated Metal Products	Metal Safes Or Vaults	27
Mid-Atlantic	Fabricated Metal Products	Misc Fabricated Wire Products	24
Mid-Atlantic	Fabricated Metal Products	Sheet Metal Products	13
Mid-Atlantic	Fabricated Metal Products	Fabricated Structural Metal Pro	13
Mid-Atlantic	Fabricated Metal Products	Plumbing Fixtures	10
Mid-Atlantic	Fabricated Metal Products	Cutlery,Not Electrical	9
Mid-Atlantic	Fabricated Metal Products	Metal Doors, Sash, Etc.	7
Mid-Atlantic	Fabricated Metal Products	Heating Equio,Not Electrical	2
Mid-Atlantic	Fabricated Metal Products	Architectural Metal Work	2
Mid-Atlantic	Fabricated Metal Products	Steel Springs	1
Mid-Atlantic	Fabricated Metal Products	Metal Shipping Containers	1
Mid-Atlantic	Fabricated Metal Products	Metal Sanitary Ware	1
Mid-Atlantic	Fabricated Metal Products	Hand Saws Or Saw Blades	0
Mid-Atlantic	Fabricated Metal Products	Misc Metal Work	0
Mid-Atlantic	Farm Products	Deciduous Fruits	10
Mid-Atlantic	Food Or Kindred Products	Processed Milk	1 124
Mid-Atlantic	Food Or Kindred Products	Prepared Or Canned Feed	851
Mid-Atlantic	Food Or Kindred Products	Soybean Oil Or By-Products	754
Mid-Atlantic	Food Or Kindred Products	Soft Drinks Or Mineral Water	637
Mid-Atlantic	Food Or Kindred Products	Candy Or Other Confectionery	559
Mid-Atlantic	Food Or Kindred Products	Macaroni,Spaghett, Etc.	493
Mid-Atlantic	Food Or Kindred Products	Misc Food Preparations, Nec	20
Mid-Atlantic	Food Or Kindred Products	Biscuits, Crackers Or Pretzles	19
Mid-Atlantic	Food Or Kindred Products	Food Or Kindred Products	38
Mid-Atlantic	Food Or Kindred Products	Wine Brandy Or Brandy Spirit	21
Mid-Atlantic	Food Or Kindred Products	Distilled Or Blended Liquors	17
Mid-Atlantic	Food Or Kindred Products	Misc Flavoring Extracts	15
Mid-Atlantic	Food Or Kindred Products	Blended Or Prepared Flour	8
Mid-Atlantic	Food Or Kindred Products	Canned Fruits Vegetables, Etc.	5
Mid-Atlantic	Food Or Kindred Products	Bread Or Other Bakery Prod	5
Mid-Atlantic	Food Or Kindred Products	Condensed, Evap Or Dry Milk	5

1995 Nevada Outbound Freight: Commodity Detail

1995 Nevada Inbound Freight: Commodity Detail

Destination	2 Digit Commodity Group	Commodity Detail	Tons Out	Origin	2 Digit Commodity Group	Commodity Detail	Tons In
Mid-West	Fabricated Metal Products	Misc Metal Work	15	Mid-Atlantic	Food Or Kindred Products	Ice Cream Or Rel Froz Desserts	3
Mid-West	Fabricated Metal Products	Cutlery Not Electrical	12	Mid-Atlantic	Fresh Fish Or Marine Products	Marine Products	62
Mid-West	Fabricated Metal Products	Metal Doors, Sash, Etc	9	Mid-Atlantic	Furniture Or Fixtures	Furniture Or Fixtures, Nec	735
Mid-West	Fabricated Metal Products	Misc Hardware	6	Mid-Atlantic	Furniture Or Fixtures	Public Building Or Related Furni	559
Mid-West	Fabricated Metal Products	Architectural Metal Work	6	Mid-Atlantic	Furniture Or Fixtures	Benches Chairs, Stools	347
Mid-West	Fabricated Metal Products	Edge Or Hand Tools	4	Mid-Atlantic	Furniture Or Fixtures	Tables Or Desks	400
Mid-West	Fabricated Metal Products	Builders Or Cabinet Hardware	3	Mid-Atlantic	Furniture Or Fixtures	Sofas, Couches, Etc.	159
Mid-West	Fabricated Metal Products	Misc Fabricated Wire Products	2	Mid-Atlantic	Furniture Or Fixtures	Household Or Office Furn, Nec	155
Mid-West	Fabricated Metal Products	Metal Safes Or Vaults	1	Mid-Atlantic	Furniture Or Fixtures	Metal Lockers,Partitions, Etc.	148
Mid-West	Fabricated Metal Products	Boils, Nuts, Screws Etc	0	Mid-Atlantic	Furniture Or Fixtures	Beds,Dressers,Chests, Etc.	144
Mid-West	Fabricated Metal Products	Heating Equip,Not Electrical	0	Mid-Atlantic	Furniture Or Fixtures	Cabinets Or Cases	75
Mid-West	Fabricated Metal Products	Valves Or Pipe Fittings	0	Mid-Atlantic	Furniture Or Fixtures	Buffets, Ching Closets, Etc.	30
Mid-West	Fabricated Metal Products	Plumbing Fixtures	0	Mid-Atlantic	Furniture Or Fixtures	Childrens Furniture	23
Mid-West	Fabricated Metal Products	Metal Sanitary Ware	0	Mid-Atlantic	Furniture Or Fixtures	Bedsorings Or Mattresses	19
Mid-West	Farm Products	Misc, Field Crops	18,870	Mid-Atlantic	Furniture Or Fixtures	Furniture Or Fixtures	14
Mid-West	Food Or Kindred Products	Prepared Or Canned Feed	252,581	Mid-Atlantic	Furniture Or Fixtures	Wood Lockers,Partitions, Etc.	11
Mid-West	Food Or Kindred Products	Wine,Brandy Or Brandy Spirit	4,440	Mid-Atlantic	Instrum, Photo Equip, Optical E	Photographic Equip Or Supplies	520
Mid-West	Food Or Kindred Products	Misc Food Preparations, Nec	3,477	Mid-Atlantic	Instrum, Photo Equip, Optical E	Mech Measuring Or Control Equi	241
Mid-West	Food Or Kindred Products	Cereal Preparations	898	Mid-Atlantic	Instrum, Photo Equip, Optical E	Orthopedic Or Prosthetic Suppli	207
Mid-West	Food Or Kindred Products	Food Or Kindred Products	711	Mid-Atlantic	Instrum, Photo Equip, Optical E	Engrg, Lab Or Scientific Equipm	93
Mid-West	Food Or Kindred Products	Meat, Fresh Or Chilled	0	Mid-Atlantic	Instrum, Photo Equip, Optical E	Instrum, Photo Equipment, Optic	42
Mid-West	Food Or Kindred Products	Misc Flavoring Extracts	0	Mid-Atlantic	Instrum, Photo Equip, Optical E	Surgical Or Medical Instruments	22
Mid-West	Food Or Kindred Products	Biscuits, Crackers Or Pretzles	0	Mid-Atlantic	Instrum, Photo Equip, Optical E	Dental Equipment Or Supplies	16
Mid-West	Food Or Kindred Products	Animal By-Prod, Inedible	0	Mid-Atlantic	Instrum, Photo Equip, Optical E	Optical Instruments Or Lenses	11
Mid-West	Food Or Kindred Products	Soft Drinks Or Mineral Water	0	Mid-Atlantic	Instrum, Photo Equip, Optical E	Watches, Clocks, Etc.	6
Mid-West	Food Or Kindred Products	Meat, Fresh Frozen	0	Mid-Atlantic	Instrum, Photo Equip, Optical E	Ophthalmic Or Opticians Goods	4
Mid-West	Forest Products	Barks Or Gums,Crude	920	Mid-Atlantic	Instrum, Photo Equip, Optical E	Automatic Temperature Controls	3
Mid-West	Furniture Or Fixtures	Metal Lockers,Partitions, Etc.	20	Mid-Atlantic	Leather Or Leather Products	Leather Footwear	61
Mid-West	Furniture Or Fixtures	Wood Lockers,Partitions, Etc.	10	Mid-Atlantic	Leather Or Leather Products	Leather Luggage Or Handbags	37
Mid-West	Furniture Or Fixtures	Tables Or Desks	3	Mid-Atlantic	Leather Or Leather Products	Industrial Leather Belting	11
Mid-West	Furniture Or Fixtures	Benches,Chairs, Stools	3	Mid-Atlantic	Lumber Or Wood Products	Treated Wood Products	74
Mid-West	Furniture Or Fixtures	Beds,Dressers,Chests, Etc.	2	Mid-Atlantic	Lumber Or Wood Products	Primary Forest Materials	30
Mid-West	Furniture Or Fixtures	Buffets, China Closets, Etc.	0	Mid-Atlantic	Lumber Or Wood Products	Kitchen Cabinets,Wood	9
Mid-West	Furniture Or Fixtures	Childrens Furniture	0	Mid-Atlantic	Lumber Or Wood Products	Lumber Or Dimension Stock	8
Mid-West	Furniture Or Fixtures	Household Or Office Furn, Nec	0	Mid-Atlantic	Lumber Or Wood Products	Misc Wood Products	5
Mid-West	Furniture Or Fixtures	Public Building Or Related Furnit	0	Mid-Atlantic	Lumber Or Wood Products	Millwork Or Cabinetwork	5
Mid-West	Furniture Or Fixtures	Sofas, Couches, Etc.	0	Mid-Atlantic	Lumber Or Wood Products	Wood Prod, Nec	3
Mid-West	Instrum, Photo Equip, Optical E	Orthopedic Or Prosthetic Suppli	989	Mid-Atlantic	Lumber Or Wood Products	Plywood Or Veneer	0
Mid-West	Instrum, Photo Equip, Optical E	Engrg, Lab Or Scientific Equipm	84	Mid-Atlantic	Lumber Or Wood Products	Wooden Ware Or Flatware	0
Mid-West	Instrum, Photo Equip, Optical E	Automatic Temperature Controls	1	Mid-Atlantic	Lumber Or Wood Products	Wood Cont, Or Box Shooks	0
Mid-West	Instrum, Photo Equip, Optical E	Photographic Equip Or Supplies	1	Mid-Atlantic	Lumber Or Wood Products	Cork Products	0
Mid-West	Instrum, Photo Equip, Optical E	Surgical Or Medical Instruments	1	Mid-Atlantic	Machinery	Conveyors Or Parts	3,382
Mid-West	Instrum, Photo Equip, Optical E	Optical Instruments Or Lenses	0	Mid-Atlantic	Machinery	Refrigeration Machinery	2,826
Mid-West	Instrum, Photo Equip, Optical E	Mech Measuring Or Control Equi	0	Mid-Atlantic	Machinery	Constr Machinery Or Equipment	1,806
Mid-West	Leather Or Leather Products	Leather Footwear	0	Mid-Atlantic	Machinery	Elevators Or Escalators	1,307
Mid-West	Leather Or Leather Products	Leather House Shippers	0	Mid-Atlantic	Machinery	Misc Machinery Or Parts	916
Mid-West	Lumber Or Wood Products	Primary Forest Materials	17,288	Mid-Atlantic	Machinery	Industrial Trucks, Etc.	752
Mid-West	Lumber Or Wood Products	Lumber Or Dimension Stock	5,935	Mid-Atlantic	Machinery	Industrial Pumps	299
Mid-West	Lumber Or Wood Products	Structural Wood Prod, Nec	3,920	Mid-Atlantic	Machinery	Electronic Data Proc Equipment	213
Mid-West	Lumber Or Wood Products	Millwork Or Cabinetwork	5	Mid-Atlantic	Machinery	Machinery	191
Mid-West	Lumber Or Wood Products	Kitchen Cabinets,Wood	4	Mid-Atlantic	Machinery	Misc General Industrial	90
Mid-West	Lumber Or Wood Products	Misc Wood Products	1	Mid-Atlantic	Machinery	Special Dies,Tools,Jigs,Etc.	61
Mid-West	Lumber Or Wood Products	Wood Prod, Nec	0	Mid-Atlantic	Machinery	Misc Internal Combustion Engin	34
Mid-West	Lumber Or Wood Products	Wooden Ware Or Flatware	0	Mid-Atlantic	Machinery	Misc Service Industry Machinery	27
Mid-West	Lumber Or Wood Products	Cork Products	-	Mid-Atlantic	Machinery	Misc Office Machines	26
Mid-West	Machinery	Ventilating Equipment	849	Mid-Atlantic	Machinery	Misc Special Industry Mach	23
Mid-West	Machinery	Misc Machinery Or Parts	148	Mid-Atlantic	Machinery	Industrial Process Furnaces	20
Mid-West	Machinery	Carburetors, Pistons, Etc.	96	Mid-Atlantic	Machinery	Accounting Or Calculating Equi	14
Mid-West	Machinery	Misc General Industrial	81	Mid-Atlantic	Machinery	Farm Machinery Or Equipment	11
Mid-West	Machinery	Elevators Or Escalators	77	Mid-Atlantic	Machinery	Metalworking Machinery	11
Mid-West	Machinery	Ball Or Roller Bearings	63	Mid-Atlantic	Machinery	Mining Machinery Or Parts	9
Mid-West	Machinery	Mech Power Transmission Equip	51	Mid-Atlantic	Machinery	Printing Trades Machinery	8
Mid-West	Machinery	Machinery	47	Mid-Atlantic	Machinery	Machine Tools, Metal Forming	8
Mid-West	Machinery	Industrial Pumps	24	Mid-Atlantic	Machinery	Ventilating Equipment	5
Mid-West	Machinery	Misc Internal Combustion Engin	20	Mid-Atlantic	Machinery	Food Prod Machinery	5
Mid-West	Machinery	Industrial Process Furnaces	18	Mid-Atlantic	Machinery	Hoists, Inqstr Cranes, Etc	5
Mid-West	Machinery	Misc Special Industry Machn	9	Mid-Atlantic	Machinery	Mech Power Transmission Equi	2
Mid-West	Machinery	Printing Trades Machinery	8	Mid-Atlantic	Machinery	Machine Tool Accessories	1
Mid-West	Machinery	Constr Machinery Or Equipment	8	Mid-Atlantic	Machinery	Typewriters Or Parts	1
Mid-West	Machinery	Refrigeration Machinery	7	Mid-Atlantic	Machinery	Scales Or Balances	0
Mid-West	Machinery	Special Dies,Tools,Jigs,Etc.	7	Mid-Atlantic	Machinery	Paper Industries Machinery	0
Mid-West	Machinery	Misc Office Machines	5	Mid-Atlantic	Machinery	Machine Tools, Metal Cutting	0
Mid-West	Machinery	Metalworking Machinery	4	Mid-Atlantic	Machinery	Steam Engines, Turbines, Etc	0
Mid-West	Machinery	Scales Or Balances	2	Mid-Atlantic	Machinery	Oil Field Machinery Or Equipme	0
Mid-West	Machinery	Machine Tool Accessories	2	Mid-Atlantic	Machinery	Woodworking Machinery	0
Mid-West	Machinery	Oil Field Machinery Or Equipme	2	Mid-Atlantic	Machinery	Ball Or Roller Bearings	0
Mid-West	Machinery	Misc Service Industry Machinery	1	Mid-Atlantic	Mail Or Contract Traffic	Mail And Express Traffic	2,662
Mid-West	Machinery	Accounting Or Calculating Equip	1	Mid-Atlantic	Misc Manufacturing Products	Lintem Or Other Coverings	3,435
Mid-West	Machinery	Mining Machinery Or Parts	1	Mid-Atlantic	Misc Manufacturing Products	Manufactured Prod, Nec	2,473
Mid-West	Machinery	Industrial Trucks, Etc.	1	Mid-Atlantic	Misc Manufacturing Products	Games Or Toys	550
Mid-West	Machinery	Lawn Or Garden Equipment	1	Mid-Atlantic	Misc Manufacturing Products	Signs Or Advertising Displays	528
Mid-West	Machinery	Machine Tools, Metal Cutting	1	Mid-Atlantic	Misc Manufacturing Products	Sporting Or Athletic Goods	497
Mid-West	Machinery	Steam Engines, Turbines, Etc.	0	Mid-Atlantic	Misc Manufacturing Products	Childrens Vehic Or Parts, Nec	127
Mid-West	Machinery	Machine Tools, Metal Forming	0	Mid-Atlantic	Misc Manufacturing Products	Silverware Or Plated Ware	38
Mid-West	Machinery	Woodworking Machinery	0	Mid-Atlantic	Misc Manufacturing Products	Carbon Paper Or Inked Ribbons	25
Mid-West	Machinery	Textile Machinery Or Parts	0	Mid-Atlantic	Misc Manufacturing Products	Misc Manufacturing Products	20
Mid-West	Machinery	Farm Machinery Or Equipment	0	Mid-Atlantic	Misc Manufacturing Products	Pencils,Crayons Or Artists Mate	18
Mid-West	Machinery	Electronic Data Proc Equipment	0	Mid-Atlantic	Misc Manufacturing Products	Brooms,Brushes, Etc	11
Mid-West	Machinery	Food Prod Machinery	0	Mid-Atlantic	Misc Manufacturing Products	Oilis Or Stuffed Toys	5
Mid-West	Mail Or Contract Traffic	Mail And Express Traffic	1,596	Mid-Atlantic	Misc Manufacturing Products	Matches	5
Mid-West	Misc Freight Shipment	Misc Freight Shipment	1,500	Mid-Atlantic	Misc Manufacturing Products	Pens Or Parts	4
Mid-West	Misc Manufacturing Products	Sporting Or Athletic Goods	3,437	Mid-Atlantic	Misc Manufacturing Products	Marking Devices	0
Mid-West	Misc Manufacturing Products	Brooms,Brushes, Etc.	1,360	Mid-Atlantic	Misc Manufacturing Products	Musical Instruments Or Parts	0
Mid-West	Misc Manufacturing Products	Manufactured Prod, Nec	1,242	Mid-Atlantic	Misc Manufacturing Products	Furs,Dressed Or Dyed	0

1995 Nevada Outbound Freight: Commodity Detail

Destination	2 Digit Commodity Group	Commodity Detail	Tons Out
Mid-West	Misc Manufacturing Products	Marques	124
Mid-West	Misc Manufacturing Products	Games Or Toys	13
Mid-West	Misc Manufacturing Products	Signs Or Advertising Displays	35
Mid-West	Misc Manufacturing Products	Misc Manufacturing Products	3
Mid-West	Misc Manufacturing Products	Childrens Vehic Or Parts Nec	37
Mid-West	Misc Manufacturing Products	Marking Devices	1
Mid-West	Misc Manufacturing Products	Furs Dresses Or Over	1
Mid-West	Misc Manufacturing Products	Apparel Fasteners	1
Mid-West	Misc Mixed Shipments	Pak Shipments	9,290
Mid-West	Misc Mixed Shipments	Mixed Shipments, Multi-Ste	2,980
Mid-West	Nonmetallic Minerals	Misc Nonmetallic Minerals, Nec	47,200
Mid-West	Ordnance Or Accessories	Small Arms Ammo,30mm Or Les	22
Mid-West	Petroleum Or Coal Products	Petroleum Refining Products	4,043
Mid-West	Petroleum Or Coal Products	Asphalt Coatings Or Felt	960
Mid-West	Petroleum Or Coal Products	Misc Coal Or Petroleum Product	0
Mid-West	Primary Metal Products	Iron Or Steel Forgings	11,533
Mid-West	Primary Metal Products	Electrometallurgical Products	3,550
Mid-West	Primary Metal Products	Primary Metal Products, Nec	1,243
Mid-West	Primary Metal Products	Misc Prim Nonfer Smelter Prod	1,128
Mid-West	Primary Metal Products	Primary Copper Smelter Product	154
Mid-West	Primary Metal Products	Primary Iron Or Steel Products	9
Mid-West	Primary Metal Products	Aluminum Or Alloy Castings	3
Mid-West	Primary Metal Products	Nonferrous Metal Forgings	3
Mid-West	Primary Metal Products	Nonferrous Wire	3
Mid-West	Primary Metal Products	Blast Furnace Or Coke	1
Mid-West	Primary Metal Products	Aluminum Or Alloy Basic Shapes	1
Mid-West	Primary Metal Products	Iron Or Steel Castings	3
Mid-West	Primary Metal Products	Steel Wire, Nails Or Spikes	0
Mid-West	Primary Metal Products	Misc Nonferrous Basic Shapes	0
Mid-West	Primary Metal Products	Misc Nonferrous Castings	0
Mid-West	Printed Matter	Manifold Business Forms	172
Mid-West	Printed Matter	Newspapers	137
Mid-West	Printed Matter	Misc Printed Matter	84
Mid-West	Printed Matter	Greeting Cards, Seals, Etc.	4
Mid-West	Printed Matter	Svc Incls For Print Trades	3
Mid-West	Printed Matter	Books	2
Mid-West	Printed Matter	Blankbook, Loose Leaf Binder	0
Mid-West	Printed Matter	Periodicals	0
Mid-West	Pulp, Paper Or Allied Products	Containers Or Boxes, Paper	755
Mid-West	Pulp, Paper Or Allied Products	Pulp, Paper Or Allied Products	27
Mid-West	Pulp, Paper Or Allied Products	Fibre Cans, Drums Or Tubes	14
Mid-West	Pulp, Paper Or Allied Products	Misc Converted Paper Products	7
Mid-West	Pulp, Paper Or Allied Products	Die-Cut Paper Or Ppbd Products	2
Mid-West	Pulp, Paper Or Allied Products	Paper Bags	1
Mid-West	Pulp, Paper Or Allied Products	Paper	0
Mid-West	Rubber Or Misc Plastics	Misc Plastic Products	27,991
Mid-West	Rubber Or Misc Plastics	Misc Fabricated Products	48
Mid-West	Rubber Or Misc Plastics	Tires Or Inner Tubes	0
Mid-West	Secondary Traffic	Warehouse & Distribution Cente	78,635
Mid-West	Shipping Containers	Semi-Trailers Returned Empty	560
Mid-West	Small Packaged Freight Shipme	Small Packaged Freight Shipme	1,320
Mid-West	Textile Mill Products	Cordage Or Twine	1,322
Mid-West	Textile Mill Products	Knit Fabrics	16
Mid-West	Textile Mill Products	Woven Carpets, Mats Or Rugs	1
Mid-West	Textile Mill Products	Cotton Broad-Woven Fabrics	0
Mid-West	Textile Mill Products	Coated Or Imprinted Fabric	0
Mid-West	Transportation Equipment	Motor Vehicle Parts Or Accessor	2,072
Mid-West	Transportation Equipment	Railroad Cars	920
Mid-West	Transportation Equipment	Motor Vehicles	147
Mid-West	Transportation Equipment	Transportation Equipment	16
Mid-West	Transportation Equipment	Truck Trailers	11
Mid-West	Transportation Equipment	Motor Bus Or Truck Bodies	7
Mid-West	Transportation Equipment	Locomotives Or Pans	5
Mid-West	Transportation Equipment	Misc Aircraft Parts	3
Mid-West	Transportation Equipment	Aircraft	1
Mid-West	Transportation Equipment	Aircraft Or Missile Engines	1
Mid-West	Transportation Equipment	Motorcycles, Bicycles Or Parts	0
Mid-West	Transportation Equipment	Transportation Equipment, Nec	0
Mountain States	Apparel Or Related Products	Womens Or Childrens Clothing	1,479
Mountain States	Apparel Or Related Products	Mens Or Boys Clothing	78
Mountain States	Apparel Or Related Products	Apparel Findings	3
Mountain States	Apparel Or Related Products	Textile Housefurnishings	3
Mountain States	Apparel Or Related Products	Misc Fabricated Textile Products	2
Mountain States	Apparel Or Related Products	Textile Bags	1
Mountain States	Apparel Or Related Products	Apparel, Nec	1
Mountain States	Apparel Or Related Products	Robes Or Dressing Gowns	0
Mountain States	Apparel Or Related Products	Textile Prod,Pleated, Etc	0
Mountain States	Apparel Or Related Products	Caps Or Hats Or Hat Bodies	0
Mountain States	Apparel Or Related Products	Leather Clothing	0
Mountain States	Apparel Or Related Products	Canvas Products	0
Mountain States	Chemicals Or Allied Products	Fertilizers	11,484
Mountain States	Chemicals Or Allied Products	Chemicals Or Allied Products	37
Mountain States	Chemicals Or Allied Products	Paints, Lacquers, Etc.	35
Mountain States	Chemicals Or Allied Products	Drugs	1
Mountain States	Chemicals Or Allied Products	Misc Inorg Inorganic Chemicals	1
Mountain States	Chemicals Or Allied Products	Potassium Or Sodium Compound	1
Mountain States	Chemicals Or Allied Products	Adhesives	0
Mountain States	Clay, Concrete Glass Or Stone	Nonmetal Minerals, Processed	23,584
Mountain States	Clay, Concrete Glass Or Stone	Gypsum Products	7,873
Mountain States	Clay, Concrete Glass Or Stone	Ready-Mix Concrete, Wet	4,425
Mountain States	Clay, Concrete Glass Or Stone	Concrete Products	755
Mountain States	Clay, Concrete Glass Or Stone	Clay Concrete Glass Or Stone	70
Mountain States	Clay, Concrete Glass Or Stone	Flir Glass	3
Mountain States	Clay, Concrete Glass Or Stone	Clay Brick Or Tile	1

1995 Nevada Inbound Freight: Commodity Detail

Origin	2 Digit Commodity Group	Commodity Detail	Tons In
Mid-Atlantic	Nonmetallic Minerals	Chem Or Fertilizer Miner, Crude	3,800
Mid-Atlantic	Ordnance Or Accessories	Ammo Or Related Parts, Nec	1
Mid-Atlantic	Ordnance Or Accessories	Small Arms,30mm Or Less	0
Mid-Atlantic	Petroleum Or Coal Products	Asphalt Paving Blocks Or Mix	374
Mid-Atlantic	Petroleum Or Coal Products	Misc Coal Or Petroleum Product	37
Mid-Atlantic	Petroleum Or Coal Products	Petroleum Refining Products	25
Mid-Atlantic	Primary Metal Products	Primary Metal Products, Nec	30,574
Mid-Atlantic	Primary Metal Products	Misc Prim Nonfer Smelter Prod	17,484
Mid-Atlantic	Primary Metal Products	Primary Iron Or Steel Products	5,851
Mid-Atlantic	Primary Metal Products	Nonferrous Wire	19
Mid-Atlantic	Primary Metal Products	Steel Wire, Nails Or Spikes	17
Mid-Atlantic	Primary Metal Products	Blast Furnace Or Coke	14
Mid-Atlantic	Primary Metal Products	Primary Metal Products	7
Mid-Atlantic	Primary Metal Products	Aluminum Or Alloy Basic Shape	8
Mid-Atlantic	Primary Metal Products	Iron Or Steel Castings	4
Mid-Atlantic	Primary Metal Products	Copper Or Alloy Basic Shapes	3
Mid-Atlantic	Primary Metal Products	Misc Nonferrous Basic Shapes	1
Mid-Atlantic	Primary Metal Products	Primary Copper Smelter Product	0
Mid-Atlantic	Primary Metal Products	Aluminum Or Alloy Castings	0
Mid-Atlantic	Printed Matter	Newspapers	322
Mid-Atlantic	Printed Matter	Misc Printed Matter	358
Mid-Atlantic	Printed Matter	Books	154
Mid-Atlantic	Printed Matter	Printed Matter	53
Mid-Atlantic	Printed Matter	Blankbook, Loose Leaf Binder	10
Mid-Atlantic	Printed Matter	Periodicals	7
Mid-Atlantic	Printed Matter	Manifold Business Forms	2
Mid-Atlantic	Printed Matter	Svc Incls For Print Trades	4
Mid-Atlantic	Printed Matter	Greeting Cards, Seals, Etc.	0
Mid-Atlantic	Pulp, Paper Or Allied Products	Containers Or Boxes, Paper	9,550
Mid-Atlantic	Pulp, Paper Or Allied Products	Paper	2,805
Mid-Atlantic	Pulp, Paper Or Allied Products	Misc Converted Paper Products	1,137
Mid-Atlantic	Pulp, Paper Or Allied Products	Fibre Cans, Drums Or Tubes	731
Mid-Atlantic	Pulp, Paper Or Allied Products	Fiber, Paper Or Pulpboard	593
Mid-Atlantic	Pulp, Paper Or Allied Products	Pulp, Paper Or Allied Products	197
Mid-Atlantic	Pulp, Paper Or Allied Products	Paper Bags	58
Mid-Atlantic	Pulp, Paper Or Allied Products	Envelopes	22
Mid-Atlantic	Pulp, Paper Or Allied Products	Sanitary Paper Products	3
Mid-Atlantic	Pulp, Paper Or Allied Products	Die-Cut Paper Or Ppbd Product	4
Mid-Atlantic	Pulp, Paper Or Allied Products	Sanitary Food Containers	2
Mid-Atlantic	Pulp, Paper Or Allied Products	Pulp Or Pulp Mill Products	1
Mid-Atlantic	Pulp, Paper Or Allied Products	Paper Or Building Board	1
Mid-Atlantic	Rubber Or Misc Plastics	Misc Plastic Products	9,106
Mid-Atlantic	Rubber Or Misc Plastics	Rubber Or Misc Plastics	137
Mid-Atlantic	Rubber Or Misc Plastics	Misc Fabricated Products	43
Mid-Atlantic	Rubber Or Misc Plastics	Tires Or Inner Tubes	43
Mid-Atlantic	Rubber Or Misc Plastics	Rub Or Plas Hose Or Belting	1
Mid-Atlantic	Rubber Or Misc Plastics	Rubber Or Plastic Footwear	0
Mid-Atlantic	Secondary Traffic	Warehouse & Distribution Cente	8,292
Mid-Atlantic	Textile Mill Products	Man-Made Or Glass Woven Fib	97
Mid-Atlantic	Textile Mill Products	Knit Fabrics	70
Mid-Atlantic	Textile Mill Products	Tufted Carpets, Rugs Or Mats	48
Mid-Atlantic	Textile Mill Products	Woven Carpets, Mats Or Rugs	18
Mid-Atlantic	Textile Mill Products	Yarn	16
Mid-Atlantic	Textile Mill Products	Wool Broad-Woven Fabrics	6
Mid-Atlantic	Textile Mill Products	Cotton Broad-Woven Fabrics	5
Mid-Atlantic	Textile Mill Products	Narrow Fabrics	2
Mid-Atlantic	Textile Mill Products	Coated Or Imprinted Fabric	1
Mid-Atlantic	Textile Mill Products	Cordage Or Twine	1
Mid-Atlantic	Textile Mill Products	Textile Goods, Nec	1
Mid-Atlantic	Transportation Equipment	Motor Vehicles	887
Mid-Atlantic	Transportation Equipment	Motor Vehicle Parts Or Access	455
Mid-Atlantic	Transportation Equipment	Transportation Equipment	100
Mid-Atlantic	Transportation Equipment	Truck Trailers	37
Mid-Atlantic	Transportation Equipment	Locomotives Or Parts	81
Mid-Atlantic	Transportation Equipment	Misc Aircraft Parts	17
Mid-Atlantic	Transportation Equipment	Motor Bus Or Truck Bodies	18
Mid-Atlantic	Transportation Equipment	Motorcycles, Bicycles Or Parts	14
Mid-Atlantic	Transportation Equipment	Aircraft Or Missile Engines	8
Mid-Atlantic	Transportation Equipment	Aircraft	0
Mid-Atlantic	Transportation Equipment	Missile Or Space Van Parts	0
Mid-Atlantic	Transportation Equipment	Trailer Coaches	0
Mid-West	Apparel Or Related Products	Misc Fabricated Textile Product	4,282
Mid-West	Apparel Or Related Products	Mens Or Boys Clothing	107
Mid-West	Apparel Or Related Products	Textile Housefurnishings	101
Mid-West	Apparel Or Related Products	Womens Or Childrens Clothing	58
Mid-West	Apparel Or Related Products	Textile Bags	3
Mid-West	Apparel Or Related Products	Gloves, Mittens Or Linings	2
Mid-West	Apparel Or Related Products	Canvas Products	1
Mid-West	Apparel Or Related Products	Curtains Or Draperies	1
Mid-West	Chemicals Or Allied Products	Adhesives	101,702
Mid-West	Chemicals Or Allied Products	Explosives	3,160
Mid-West	Chemicals Or Allied Products	Plastic Mater Or Synth Fibres	4,914
Mid-West	Chemicals Or Allied Products	Fertilizers	4,114
Mid-West	Chemicals Or Allied Products	Drugs	3,434
Mid-West	Chemicals Or Allied Products	Cosmetics, Perfumes, Etc	1,495
Mid-West	Chemicals Or Allied Products	Chemical Preparations, Etc	1,121
Mid-West	Chemicals Or Allied Products	Soap Or Other Detergents	832
Mid-West	Chemicals Or Allied Products	Misc Industrial Organic Chemical	833
Mid-West	Chemicals Or Allied Products	Crude Prod Of Coal Gas Petrole	903
Mid-West	Chemicals Or Allied Products	Paints, Lacquers, Etc	439
Mid-West	Chemicals Or Allied Products	Misc Inorg Inorganic Chemicals	274
Mid-West	Chemicals Or Allied Products	Specialty Cleaning Preparations	350
Mid-West	Chemicals Or Allied Products	Chemicals Or Allied Products	213
Mid-West	Chemicals Or Allied Products	Potassium Or Sodium Compound	20

1995 Nevada Outbound Freight: Commodity Detail

1995 Nevada Inbound Freight: Commodity Detail

Destination	2 Digit Commodity Group	Commodity Detail	Tons Out	Origin	2 Digit Commodity Group	Commodity Detail	Tons In
Mountain States	Electrical Equipment	Lighting Fixtures	117	Mid-West	Chemicals Or Allied Products	Cyclic Intermediates Or Dyes	16
Mountain States	Electrical Equipment	Noncurrent Wiring Devices	15	Mid-West	Chemicals Or Allied Products	Printing Ink	5
Mountain States	Electrical Equipment	Misc Electronic Components	14	Mid-West	Chemicals Or Allied Products	Misc Agricultural Chemicals	4
Mountain States	Electrical Equipment	Motors Or Generators	6	Mid-West	Clay, Concrete, Glass Or Stone	Ready-Mix Concrete, Wet	79,513
Mountain States	Electrical Equipment	Storage Batteries Or Plates	6	Mid-West	Clay, Concrete, Glass Or Stone	Glass Containers	800
Mountain States	Electrical Equipment	Industrial Controls Or Parts	5	Mid-West	Clay, Concrete, Glass Or Stone	Clay, Concrete, Glass Or Stone	150
Mountain States	Electrical Equipment	Carbon Prod For Electric Uses	3	Mid-West	Clay, Concrete, Glass Or Stone	Ceramic Floor Or Wall Tile	52
Mountain States	Electrical Equipment	Current Carrying Wiring Equipm	3	Mid-West	Clay, Concrete, Glass Or Stone	Nonmetal Minerals, Processed	48
Mountain States	Electrical Equipment	Welding Apparatus	2	Mid-West	Clay, Concrete, Glass Or Stone	Misc Glassware, Blown Or Press	45
Mountain States	Electrical Equipment	Electrical Transformers	2	Mid-West	Clay, Concrete, Glass Or Stone	Mineral Wool	42
Mountain States	Electrical Equipment	Electric Lamps	1	Mid-West	Clay, Concrete, Glass Or Stone	Gypsum Products	34
Mountain States	Electrical Equipment	Radio Or Tv Receiving Sets	1	Mid-West	Clay, Concrete, Glass Or Stone	Concrete Products	24
Mountain States	Electrical Equipment	Elec Eq For Intern Comb Engine	1	Mid-West	Clay, Concrete, Glass Or Stone	Refractories	12
Mountain States	Electrical Equipment	Electrical Equipment, Nec	1	Mid-West	Clay, Concrete, Glass Or Stone	Abrasive Products	12
Mountain States	Electrical Equipment	Solid State Semiconducts	1	Mid-West	Clay, Concrete, Glass Or Stone	Misc Nonmetallic Minerals	10
Mountain States	Electrical Equipment	Misc Electrical Industrial Equipm	0	Mid-West	Clay, Concrete, Glass Or Stone	Asbestos Products	7
Mountain States	Electrical Equipment	Electronic Tubes	0	Mid-West	Clay, Concrete, Glass Or Stone	Vitreous China Plumbing Fixture	4
Mountain States	Electrical Equipment	X-Ray Equipment	0	Mid-West	Clay, Concrete, Glass Or Stone	Misc Pottery Products	3
Mountain States	Fabricated Metal Products	Fabricated Structural Metal Prod	50	Mid-West	Clay, Concrete, Glass Or Stone	Porcelain Electric Supplies	3
Mountain States	Fabricated Metal Products	Fabricated Metal Products, Nec	17	Mid-West	Clay, Concrete, Glass Or Stone	Clay Brick Or Tile	3
Mountain States	Fabricated Metal Products	Fabricated Metal Products	13	Mid-West	Clay, Concrete, Glass Or Stone	Vitreous China Kitchen Articles	2
Mountain States	Fabricated Metal Products	Sheet Metal Products	11	Mid-West	Clay, Concrete, Glass Or Stone	Cut Stone Or Stone Products	1
Mountain States	Fabricated Metal Products	Misc Metal Work	6	Mid-West	Electrical Equipment	Lighting Fixtures	21,019
Mountain States	Fabricated Metal Products	Fabricated Plate Products	3	Mid-West	Electrical Equipment	Household Laundry Equipment	2,569
Mountain States	Fabricated Metal Products	Metal Doors, Sash, Etc	3	Mid-West	Electrical Equipment	Electric Housewares Or Fans	1,596
Mountain States	Fabricated Metal Products	Heating Equip, Not Electrical	1	Mid-West	Electrical Equipment	Radio Or Tv Receiving Sets	177
Mountain States	Fabricated Metal Products	Bolts, Nuts, Screws, Etc	1	Mid-West	Electrical Equipment	Storage Batteries Or Plates	153
Mountain States	Fabricated Metal Products	Cutlery, Not Electrical	1	Mid-West	Electrical Equipment	Noncurrent Wiring Devices	102
Mountain States	Fabricated Metal Products	Metal Safes Or Vaults	0	Mid-West	Electrical Equipment	Electrical Equipment	97
Mountain States	Fabricated Metal Products	Misc Hardware	0	Mid-West	Electrical Equipment	Electrical Transformers	92
Mountain States	Fabricated Metal Products	Edge Or Hand Tools	0	Mid-West	Electrical Equipment	Elec Eq For Intern Comb Engine	90
Mountain States	Fabricated Metal Products	Builders Or Cabinet Hardware	0	Mid-West	Electrical Equipment	Household Vacuum Cleaners	88
Mountain States	Fabricated Metal Products	Metal Stampings	0	Mid-West	Electrical Equipment	Misc Electronic Components	41
Mountain States	Fabricated Metal Products	Metal Sanitary Ware	0	Mid-West	Electrical Equipment	Electrical Equipment, Nec	33
Mountain States	Food Or Kindred Products	Prepared Or Canned Feed	2,139	Mid-West	Electrical Equipment	Household Cooking Equipment	31
Mountain States	Food Or Kindred Products	Food Or Kindred Products	96	Mid-West	Electrical Equipment	Carbon Prod For Electric Uses	31
Mountain States	Food Or Kindred Products	Biscuits, Crackers Or Pretzles	6	Mid-West	Electrical Equipment	Telephone Or Telegraph Equip	25
Mountain States	Food Or Kindred Products	Malt Liguors	4	Mid-West	Electrical Equipment	Misc Household Appliances	18
Mountain States	Food Or Kindred Products	Meat, Fresh Or Chilled	2	Mid-West	Electrical Equipment	Motors Or Generators	17
Mountain States	Food Or Kindred Products	Animal By-Prod, Inedible	1	Mid-West	Electrical Equipment	Radio Or Tv Transmitting Equip	11
Mountain States	Food Or Kindred Products	Sugar, Refined, Cane Or Beet	1	Mid-West	Electrical Equipment	Industrial Controls Or Parts	7
Mountain States	Food Or Kindred Products	Soft Drinks Or Mineral Water	1	Mid-West	Electrical Equipment	Misc Electrical Industrial Equip	6
Mountain States	Food Or Kindred Products	Candy Or Other Confectionery	0	Mid-West	Electrical Equipment	Switchgear Or Switchboards	4
Mountain States	Food Or Kindred Products	Meat, Fresh Frozen	0	Mid-West	Electrical Equipment	Welding Apparatus	4
Mountain States	Furniture Or Fixtures	Venetian Blinds, Shades, Etc	37	Mid-West	Electrical Equipment	Phonograph Records	3
Mountain States	Furniture Or Fixtures	Tables Or Desks	1	Mid-West	Electrical Equipment	Current Carrying Wiring Equipm	2
Mountain States	Furniture Or Fixtures	Benches, Chairs, Stools	1	Mid-West	Electrical Equipment	Electronic Tubes	1
Mountain States	Furniture Or Fixtures	Beds, Dressers, Chests, Etc	1	Mid-West	Electrical Equipment	Electric Lamps	1
Mountain States	Furniture Or Fixtures	Buffets, China Closets, Etc	0	Mid-West	Electrical Equipment	Household Refrigerators	0
Mountain States	Furniture Or Fixtures	Childrens Furniture	0	Mid-West	Electrical Equipment	X-Ray Equipment	0
Mountain States	Furniture Or Fixtures	Furniture Or Fixtures, Nec	0	Mid-West	Fabricated Metal Products	Metal Stampings	32,746
Mountain States	Instrum, Photo Equip, Optical E	Engng, Lab Or Scientific Equipm	25	Mid-West	Fabricated Metal Products	Metal Doors, Sash, Etc	9,499
Mountain States	Instrum, Photo Equip, Optical E	Mech Measuring Or Control Equip	2	Mid-West	Fabricated Metal Products	Metal Cans	681
Mountain States	Instrum, Photo Equip, Optical E	Photographic Equip Or Supplies	2	Mid-West	Fabricated Metal Products	Sheet Metal Products	625
Mountain States	Instrum, Photo Equip, Optical E	Dental Equipment Or Supplies	0	Mid-West	Fabricated Metal Products	Metal Safes Or Vaults	443
Mountain States	Leather Or Leather Products	Leather Luggage Or Handbags	0	Mid-West	Fabricated Metal Products	Fabricated Metal Products, Nec	259
Mountain States	Lumber Or Wood Products	Structural Wood Prod, Nec	9,880	Mid-West	Fabricated Metal Products	Fabricated Metal Products	143
Mountain States	Lumber Or Wood Products	Primary Forest Materials	7,481	Mid-West	Fabricated Metal Products	Fabricated Plate Products	95
Mountain States	Lumber Or Wood Products	Lumber Or Dimension Stock	1,789	Mid-West	Fabricated Metal Products	Misc Hardware	78
Mountain States	Lumber Or Wood Products	Millwork Or Cabinetwork	1	Mid-West	Fabricated Metal Products	Misc Metal Work	54
Mountain States	Lumber Or Wood Products	Kitchen Cabinets, Wood	0	Mid-West	Fabricated Metal Products	Steel Springs	46
Mountain States	Machinery	Misc Machinery Or Parts	49	Mid-West	Fabricated Metal Products	Valves Or Pipe Fittings	44
Mountain States	Machinery	Industrial Pumps	39	Mid-West	Fabricated Metal Products	Edge Or Hand Tools	41
Mountain States	Machinery	Ventilating Equipment	15	Mid-West	Fabricated Metal Products	Bolts, Nuts, Screws, Etc	37
Mountain States	Machinery	Mech Power Transmission Equip	12	Mid-West	Fabricated Metal Products	Fabricated Structural Metal Pro	34
Mountain States	Machinery	Misc General Industrial	11	Mid-West	Fabricated Metal Products	Architectural Metal Work	25
Mountain States	Machinery	Carburetors, Pistons, Etc	3	Mid-West	Fabricated Metal Products	Misc Fabricated Wire Products	23
Mountain States	Machinery	Ball Or Roller Bearings	3	Mid-West	Fabricated Metal Products	Plumbing Fixtures	21
Mountain States	Machinery	Constr Machinery Or Equipment	1	Mid-West	Fabricated Metal Products	Builders Or Cabinet Hardware	20
Mountain States	Machinery	Electronic Data Proc Equipment	0	Mid-West	Fabricated Metal Products	Cutlery, Not Electrical	4
Mountain States	Machinery	Metalworking Machinery	0	Mid-West	Fabricated Metal Products	Heating Equip, Not Electrical	3
Mountain States	Machinery	Misc Service Industry Machinery	0	Mid-West	Fabricated Metal Products	Metal Shipping Containers	1
Mountain States	Machinery	Farm Machinery Or Equipment	0	Mid-West	Fabricated Metal Products	Metal Sanitary Ware	0
Mountain States	Machinery	Machine Tools, Metal Cutting	0	Mid-West	Farm Products	Oil Kernels, Nuts Or Seeds	2,160
Mountain States	Mail Or Contract Traffic	Mail And Express Traffic	1,518	Mid-West	Farm Products	Deciduous Fruits	72
Mountain States	Misc Freight Shipments	Misc Freight Shipments	1,500	Mid-West	Food Or Kindred Products	Canned Specialties	29,080
Mountain States	Misc Manufacturing Products	Manufactured Prod, Nec	102	Mid-West	Food Or Kindred Products	Misc Food Preparations, Nec	8,409
Mountain States	Misc Manufacturing Products	Sporting Or Athletic Goods	84	Mid-West	Food Or Kindred Products	Prepared Or Canned Feed	6,382
Mountain States	Misc Manufacturing Products	Matches	29	Mid-West	Food Or Kindred Products	Flour Or Other Grain Mill Produ	3,881
Mountain States	Misc Manufacturing Products	Pencils, Crayons Or Artists Mater	29	Mid-West	Food Or Kindred Products	Soft Drinks Or Mineral Water	2,417
Mountain States	Misc Manufacturing Products	Furs, Dressed Or Dyed	0	Mid-West	Food Or Kindred Products	Malt Liguors	2,080
Mountain States	Misc Manufacturing Products	Games Or Toys	0	Mid-West	Food Or Kindred Products	Processed Milk	1,661
Mountain States	Misc Manufacturing Products	Childrens Vehic Or Parts, Nec	0	Mid-West	Food Or Kindred Products	Dog Cat Or Other Pet Food, Nec	1,680
Mountain States	Misc Mixed Shipments	Fak Shipments	11,320	Mid-West	Food Or Kindred Products	Wine, Brandy Or Brandy Spirit	891
Mountain States	Nonmetallic Minerals	Chem Or Fertilizer Miner Crude	4,000	Mid-West	Food Or Kindred Products	Distilled Or Blended Liguors	821
Mountain States	Nonmetallic Minerals	Misc Nonmetallic Minerals, Nec	2,720	Mid-West	Food Or Kindred Products	Wet Corn Milling Or Mido	800
Mountain States	Ordnance Or Accessories	Small Arms Ammo, 30mm Or Les	5	Mid-West	Food Or Kindred Products	Biscuits, Crackers Or Pretzles	537
Mountain States	Ordnance Or Accessories	Small Arms, 30mm Or Less	0	Mid-West	Food Or Kindred Products	Soybean Oil Or By-Products	291
Mountain States	Petroleum Or Coal Products	Asphalt Coatings Or Fell	800	Mid-West	Food Or Kindred Products	Food Or Kindred Products	150
Mountain States	Petroleum Or Coal Products	Asphalt Paving Blocks Or Mix	2	Mid-West	Food Or Kindred Products	Candy Or Other Confectionery	87
Mountain States	Petroleum Or Coal Products	Petroleum Refining Products	0	Mid-West	Food Or Kindred Products	Animal By-Prod Inedible	34
Mountain States	Primary Metal Products	Iron Or Steel Forgings	7,512	Mid-West	Food Or Kindred Products	Pickled Fruits Or Vegetables	22
Mountain States	Primary Metal Products	Aluminum Or Alloy Castings	0	Mid-West	Food Or Kindred Products	Cheese Or Special Dairy Produ	18
Mountain States	Primary Metal Products	Aluminum Or Alloy Basic Shapes	0	Mid-West	Food Or Kindred Products	Meat, Fresh Or Chilled	15

1995 Nevada Outbound Freight: Commodity Detail

1995 Nevada Inbound Freight: Commodity Detail

Destination	2 Digit Commodity Group	Commodity Detail	Tons Out	Origin	2 Digit Commodity Group	Commodity Detail	Tons In
Mountain States	Primary Metal Products	Iron Or Steel Castings	0	Mid-West	Food Or Kindred Products	Canned Fruits Vegetables, Etc.	8
Mountain States	Primary Metal Products	Steel Wire, Nails Or Sokes	0	Mid-West	Food Or Kindred Products	Cereal Preparations	5
Mountain States	Printed Matter	Misc Printed Matter	852	Mid-West	Food Or Kindred Products	Bread Or Other Bakery Prod	4
Mountain States	Printed Matter	Newspapers	58	Mid-West	Food Or Kindred Products	Processed Fish Products	4
Mountain States	Printed Matter	Manifold Business Forms	5	Mid-West	Food Or Kindred Products	Misc Flavoring Extracts	4
Mountain States	Printed Matter	Greeting Cards, Seals, Etc.	1	Mid-West	Food Or Kindred Products	Margarine Shortening, Etc	3
Mountain States	Printed Paper Or Allied Products	Containers Or Boxes Paper	15	Mid-West	Food Or Kindred Products	Ice Cream Or Rel Froz Desserts	3
Mountain States	Printed Paper Or Allied Products	Misc Converted Paper Products	2	Mid-West	Food Or Kindred Products	Getter Or Dried Fruit Or Veg	3
Mountain States	Rubber Or Misc Plastics	Misc Plastic Products	292	Mid-West	Food Or Kindred Products	Ice Natural Or Manufactured	2
Mountain States	Rubber Or Misc Plastics	Rubber Or Misc Plastics	36	Mid-West	Food Or Kindred Products	Meat Products	1
Mountain States	Rubber Or Misc Plastics	Misc Fabricated Products	14	Mid-West	Food Or Kindred Products	Macaroni Spaghetti, Etc.	0
Mountain States	Rubber Or Misc Plastics	Rub Or Plas Hose Or Belting	2	Mid-West	Food Or Kindred Products	Blended Or Prepared Flour	0
Mountain States	Secondary Traffic	Warehouse & Distribution Centre	1,421	Mid-West	Freight Forwarder Traffic	Freight Forwarder Traffic	3,800
Mountain States	Textile Mill Products	Knit Fabrics	59	Mid-West	Fresh Fish Or Marine Products	Marine Products	2
Mountain States	Transportation Equipment	Motor Vehicles	197	Mid-West	Furniture Or Fixtures	Metal Lockers Partitions, Etc.	4,265
Mountain States	Transportation Equipment	Motor Vehicle Parts Or Accessor	33	Mid-West	Furniture Or Fixtures	Public Building Or Related Furni	1,402
Mountain States	Transportation Equipment	Locomotives Or Parts	2	Mid-West	Furniture Or Fixtures	Furniture Or Fixtures, Nec	1,359
Mountain States	Transportation Equipment	Truck Trailers	1	Mid-West	Furniture Or Fixtures	Household Or Office Furn Nec	94
Mountain States	Transportation Equipment	Misc Aircraft Parts	1	Mid-West	Furniture Or Fixtures	Benches, Chairs, Stools	73
Mountain States	Transportation Equipment	Railroad Cars	1	Mid-West	Furniture Or Fixtures	Tables Or Desks	30
Mountain States	Transportation Equipment	Motor Bus Or Truck Bodies	0	Mid-West	Furniture Or Fixtures	Furniture Or Fixtures	57
Mountain States	Transportation Equipment	Aircraft Or Missile Engines	0	Mid-West	Furniture Or Fixtures	Wage Lockers, Partitions, Etc.	21
Mountain States	Transportation Equipment	Aircraft	0	Mid-West	Furniture Or Fixtures	Bed Dressers Chests, Etc.	18
New England	Apparel Or Related Products	Womens Or Childrens Clothing	2,392	Mid-West	Furniture Or Fixtures	Sofas Couches, Etc.	3
New England	Apparel Or Related Products	Mens Or Boys Clothing	133	Mid-West	Furniture Or Fixtures	Seasonings Or Mattresses	5
New England	Apparel Or Related Products	Apparel Or Related Products	93	Mid-West	Furniture Or Fixtures	Buffets China Closets, Etc.	4
New England	Apparel Or Related Products	Textile Bags	1	Mid-West	Furniture Or Fixtures	Childrens Furniture	3
New England	Apparel Or Related Products	Misc Fabricated Textile Products	1	Mid-West	Furniture Or Fixtures	Cabinets Or Cases	2
New England	Apparel Or Related Products	Curtains Or Draperies	1	Mid-West	Furniture Or Fixtures	Venetian Blinds Shades, Etc	0
New England	Apparel Or Related Products	Textile Householdings	0	Mid-West	Instrum, Photo Equip, Optical E	Surgical Or Medical Instruments	625
New England	Apparel Or Related Products	Apparel Belts	0	Mid-West	Instrum, Photo Equip, Optical E	Orthopaedic Or Prosthetic Suppl	463
New England	Apparel Or Related Products	Textile Prod, Pleated, Etc.	0	Mid-West	Instrum, Photo Equip, Optical E	Automatic Temperature Control	140
New England	Apparel Or Related Products	Apparel Nec	0	Mid-West	Instrum, Photo Equip, Optical E	Photographic Equip Or Supplies	134
New England	Apparel Or Related Products	Caps Or Hats Or Hat Bodies	0	Mid-West	Instrum, Photo Equip, Optical E	Mech Measuring Or Control Equi	101
New England	Chemicals Or Allied Products	Misc Indus Inorganic Chemicals	137	Mid-West	Instrum, Photo Equip, Optical E	Watches, Clocks, Etc.	32
New England	Chemicals Or Allied Products	Paints Lacquers, Etc.	153	Mid-West	Instrum, Photo Equip, Optical E	Ophthalmic Or Opticians Goods	20
New England	Chemicals Or Allied Products	Fertilizers	74	Mid-West	Instrum, Photo Equip, Optical E	Optical Instruments Or Lenses	16
New England	Chemicals Or Allied Products	Chemical Preparations, Nec	38	Mid-West	Instrum, Photo Equip, Optical E	Engng, Lab Or Scientific Equipm	12
New England	Chemicals Or Allied Products	Plastic Mater Or Synth Fibres	3	Mid-West	Instrum, Photo Equip, Optical E	Dental Equipment Or Supplies	8
New England	Chemicals Or Allied Products	Adhesives	1	Mid-West	Instrum, Photo Equip, Optical E	Instrum Photo Equipment, Optic	7
New England	Chemicals Or Allied Products	Misc Industrial Organic Chemical	1	Mid-West	Leather Or Leather Products	Leather Footwear	44
New England	Chemicals Or Allied Products	Specialty Cleaning Preparations	0	Mid-West	Leather Or Leather Products	Leather Luggage Or Handbags	0
New England	Chemicals Or Allied Products	Cosmetics Perfumes, Etc.	0	Mid-West	Leather Or Leather Products	Leather Finished Or Tanned	0
New England	Chemicals Or Allied Products	Drugs	0	Mid-West	Lumber Or Wood Products	Misc Wood Products	3,210
New England	Clay, Concrete, Glass Or Stone	Flat Glass	2	Mid-West	Lumber Or Wood Products	Primary Forest Materials	219
New England	Clay, Concrete, Glass Or Stone	Misc Glassware Blown Or Press	0	Mid-West	Lumber Or Wood Products	Lumber Or Dimension Stock	47
New England	Clay, Concrete, Glass Or Stone	Concrete Products	0	Mid-West	Lumber Or Wood Products	Millwork Or Cabinetwork	7
New England	Electrical Equipment	Radio Or Tv Receiving Sets	20	Mid-West	Lumber Or Wood Products	Kitchen Cabinets Wood	2
New England	Electrical Equipment	Noncurrent Wiring Devices	7	Mid-West	Lumber Or Wood Products	Wood Prod, Nec	1
New England	Electrical Equipment	Lighting Fixtures	5	Mid-West	Lumber Or Wood Products	Wood Cont, Or Box Shooks	1
New England	Electrical Equipment	Misc Electronic Components	6	Mid-West	Lumber Or Wood Products	Plywood Or Veneer	1
New England	Electrical Equipment	Solid State Semiconductors	4	Mid-West	Lumber Or Wood Products	Wooden Ware Or Flatware	1
New England	Electrical Equipment	Carbon Prod For Electric Uses	2	Mid-West	Lumber Or Wood Products	Treated Wood Products	0
New England	Electrical Equipment	Motors Or Generators	2	Mid-West	Lumber Or Wood Products	Cork Products	0
New England	Electrical Equipment	Current Carrying Wiring Equipm	2	Mid-West	Machinery	Misc Internal Combustion Engin	9,010
New England	Electrical Equipment	Industrial Controls Or Parts	2	Mid-West	Machinery	Soecal Dies, Tools, Jigs, Etc	2,911
New England	Electrical Equipment	Storage Batteries Or Plates	1	Mid-West	Machinery	Constr Machinery Or Equipment	2,254
New England	Electrical Equipment	Electric Housewares Or Fans	1	Mid-West	Machinery	Misc Service Industry Machinery	1,763
New England	Electrical Equipment	Welding Apparatus	1	Mid-West	Machinery	Metalworking Machinery	971
New England	Electrical Equipment	Electric Lamps	1	Mid-West	Machinery	Farm Machinery Or Equipment	824
New England	Electrical Equipment	Electrical Equipment, Nec	1	Mid-West	Machinery	Machinery	578
New England	Electrical Equipment	Misc Electrical Industrial Equipm	1	Mid-West	Machinery	Ball Or Roller Bearings	654
New England	Electrical Equipment	Elec Eq For Intern Comb Engine	0	Mid-West	Machinery	Lawn Or Garden Equipment	520
New England	Electrical Equipment	Phonograph Records	0	Mid-West	Machinery	Industrial Pumps	380
New England	Electrical Equipment	X-Ray Equipment	0	Mid-West	Machinery	Refrigeration Machinery	217
New England	Electrical Equipment	Electronic Tubes	0	Mid-West	Machinery	Misc Special Industry Mach	177
New England	Fabricated Metal Products	Fabricated Structural Metal Prod	93	Mid-West	Machinery	Misc General Industrial	168
New England	Fabricated Metal Products	Fabricated Metal Products	12	Mid-West	Machinery	Conveyors Or Parts	109
New England	Fabricated Metal Products	Cutlery Not Electrical	7	Mid-West	Machinery	Industrial Trucks, Etc.	58
New England	Fabricated Metal Products	Fabricated Metal Products, Nec	5	Mid-West	Machinery	Industrial Process Furnaces	50
New England	Fabricated Metal Products	Sheet Metal Products	4	Mid-West	Machinery	Misc Machinery Or Parts	42
New England	Fabricated Metal Products	Misc Metal Work	2	Mid-West	Machinery	Elevators Or Escalators	37
New England	Fabricated Metal Products	Edge Or Hand Tools	1	Mid-West	Machinery	Food Prod Machinery	28
New England	Fabricated Metal Products	Fabricated Plate Products	1	Mid-West	Machinery	Electronic Data Proc Equipment	17
New England	Fabricated Metal Products	Metal Doors, Sash, Etc.	0	Mid-West	Machinery	Ventilating Equipment	16
New England	Fabricated Metal Products	Misc Hardware	0	Mid-West	Machinery	Oil Field Machinery Or Equipme	18
New England	Fabricated Metal Products	Metal Sanitary Ware	0	Mid-West	Machinery	Misc Office Machines	11
New England	Fabricated Metal Products	Metal Sates Or Vaults	0	Mid-West	Machinery	Printing Trades Machinery	10
New England	Fabricated Metal Products	Burglars Or Cabinet Hardware	0	Mid-West	Machinery	Machine Tools, Metal Cutting	10
New England	Food Or Kindred Products	Prepared Or Canned Feec	105	Mid-West	Machinery	Machine Tools, Metal Forming	3
New England	Food Or Kindred Products	Ice Cream Or Rel Froz Desserts	0	Mid-West	Machinery	Automatic Merchandising Machi	7
New England	Food Or Kindred Products	Soft Drinks Or Mineral Water	0	Mid-West	Machinery	Carburetors, Pistons, Etc	5
New England	Furniture Or Fixtures	Metal Lockers, Partitions, Etc.	1	Mid-West	Machinery	Mech Power Transmission Equi	4
New England	Furniture Or Fixtures	Furniture Or Fixtures, Nec	0	Mid-West	Machinery	Hoists, Industr Cranes, Etc	3
New England	Furniture Or Fixtures	Furniture Or Fixtures, Nec	0	Mid-West	Machinery	Machine Tools, Metal Forming	3
New England	Instrum, Photo Equip, Optical E	Engng, Lab Or Scientific Equipm	9	Mid-West	Machinery	Mining Machinery Or Parts	2
New England	Instrum, Photo Equip, Optical E	Dental Equipment Or Supplies	1	Mid-West	Machinery	Accounting Or Calculating Equi	1
New England	Instrum, Photo Equip, Optical E	Mech Measuring Or Control Equi	0	Mid-West	Machinery	Commercial Laundry Equipment	1
New England	Leather Or Leather Products	Leather Footwear	0	Mid-West	Machinery	Steam Engines Turbines, Etc	0
New England	Machinery	Industrial Pumps	20	Mid-West	Machinery	Scales Or Balances	0
New England	Machinery	Misc Machinery Or Parts	16	Mid-West	Machinery	Textile Machinery Or Parts	0
New England	Machinery	Machinery	8	Mid-West	Misc Freight Shipments	Mail And Express Traffic	3,377
New England	Machinery	Electronic Data Proc Equipment	8	Mid-West	Misc Manufacturing Products	Misc Freight Shipments	900
						Scorton Or Athletic Goods	9,598

1995 Nevada Outbound Freight: Commodity Detail

Destination	2 Digit Commodity Group	Commodity Detail	Tons Out
New England	Machinery	Misc General Industrial	5
New England	Machinery	Ball Or Roller Bearings	5
New England	Machinery	Constr Machinery Or Equipment	4
New England	Machinery	Elevators Or Escalators	4
New England	Machinery	Ventilating Equipment	3
New England	Machinery	Misc Service Industry Machinery	3
New England	Machinery	Special Dies, Tools, Jigs, Etc.	2
New England	Machinery	Mech Power Transmission Equip	1
New England	Machinery	Industrial Process Furnaces	1
New England	Machinery	Machine Tool Accessories	1
New England	Machinery	Industrial Trucks, Etc.	1
New England	Machinery	Misc Special Industry Mach	0
New England	Machinery	Misc Office Machines	0
New England	Machinery	Refrigeration Machinery	0
New England	Machinery	Misc Internal Combustion Engr	0
New England	Machinery	Machine Tools, Metal Cutting	0
New England	Machinery	Carburetors, Pistons, Etc.	0
New England	Mail Or Contract Traffic	Mail And Express Traffic	141
New England	Misc Manufacturing Products	Manufactured Prod. Nec	47
New England	Misc Manufacturing Products	Sporting Or Athletic Goods	20
New England	Misc Manufacturing Products	Matches	13
New England	Misc Manufacturing Products	Signs Or Advertising Displays	8
New England	Misc Manufacturing Products	Pencils, Crayons Or Artists Materi	3
New England	Misc Manufacturing Products	Furs, Dressed Or Dyed	3
New England	Ordnance Or Accessories	Small Arms Ammo 30mm Or Les	10
New England	Ordnance Or Accessories	Small Arms, 30mm Or Less	8
New England	Primary Metal Products	Iron Or Steel Forgings	590
New England	Primary Metal Products	Nonferrous Metal Forgings	81
New England	Primary Metal Products	Misc Nonferrous Basic Shapes	7
New England	Primary Metal Products	Iron Or Steel Castings	3
New England	Primary Metal Products	Aluminum Or Alloy Basic Shapes	3
New England	Primary Metal Products	Primary Iron Or Steel Products	0
New England	Primary Metal Products	Misc Prim Nonfer Smelter Produ	0
New England	Primary Metal Products	Blast Furnace Or Coke	0
New England	Printed Matter	Misc Printed Matter	45
New England	Printed Matter	Manifold Business Forms	25
New England	Printed Matter	Printed Matter	10
New England	Printed Matter	Svc Indus For Print Trades	1
New England	Printed Matter	Greeting Cards, Seals, Etc.	0
New England	Printed Matter	Newspapers	0
New England	Printed Matter	Books	0
New England	Pulp, Paper Or Allied Products	Containers Or Boxes Paper	23
New England	Pulp, Paper Or Allied Products	Misc Converted Paper Products	3
New England	Rubber Or Misc Plastics	Misc Plastic Products	229
New England	Rubber Or Misc Plastics	Misc Fabricated Products	5
New England	Rubber Or Misc Plastics	Tires Or Inner Tubes	1
New England	Secondary Traffic	Warehouse & Distribution Cente	146
New England	Textile Mill Products	Knit Fabrics	103
New England	Textile Mill Products	Textile Mill Products	7
New England	Textile Mill Products	Woven Carpets, Mats Or Rugs	2
New England	Textile Mill Products	Cotton Broad-Woven Fabrics	1
New England	Textile Mill Products	Coated Or Impriated Fabric	0
New England	Textile Mill Products	Narrow Fabrics	0
New England	Transportation Equipment	Motor Vehicles	26
New England	Transportation Equipment	Motor Vehicle Parts Or Accessor	5
New England	Transportation Equipment	Locomotives Or Parts	1
New England	Transportation Equipment	Aircraft Or Missile Engines	0
New England	Transportation Equipment	Misc Aircraft Parts	0
New England	Transportation Equipment	Motor Bus Or Truck Bodies	0
New England	Transportation Equipment	Truck Trailers	0
Northern Prairie	Apparel Or Related Products	Womens Or Childrens Clothing	21,464
Northern Prairie	Apparel Or Related Products	Mens Or Boys Clothing	586
Northern Prairie	Apparel Or Related Products	Textile Housefurnishings	4
Northern Prairie	Apparel Or Related Products	Misc Fabricated Textile Products	2
Northern Prairie	Apparel Or Related Products	Textile Bags	2
Northern Prairie	Apparel Or Related Products	Caps Or Hats Or Hat Bodies	1
Northern Prairie	Apparel Or Related Products	Curtains Or Draperies	1
Northern Prairie	Apparel Or Related Products	Textile Prod, Pleated, Etc.	0
Northern Prairie	Apparel Or Related Products	Apparel Findings	0
Northern Prairie	Apparel Or Related Products	Apparel, Nec	0
Northern Prairie	Apparel Or Related Products	Leather Clothing	0
Northern Prairie	Apparel Or Related Products	Apparel Balls	0
Northern Prairie	Chemicals Or Allied Products	Misc Inqus Inorganic Chemicals	188
Northern Prairie	Chemicals Or Allied Products	Paints, Lacquers, Etc	185
Northern Prairie	Chemicals Or Allied Products	Fertilizers	92
Northern Prairie	Chemicals Or Allied Products	Chemicals Or Allied Products	30
Northern Prairie	Chemicals Or Allied Products	Chemical Preparations, Nec	5
Northern Prairie	Chemicals Or Allied Products	Inorganic Pigments	1
Northern Prairie	Chemicals Or Allied Products	Misc Industrial Organic Chemical	0
Northern Prairie	Chemicals Or Allied Products	Cosmetics, Perfumes, Etc	0
Northern Prairie	Chemicals Or Allied Products	Specialty Cleaning Preparations	0
Northern Prairie	Chemicals Or Allied Products	Drugs	0
Northern Prairie	Clay, Concrete Glass Or Stone	Flat Glass	5
Northern Prairie	Clay, Concrete Glass Or Stone	Nonmetal Minerals, Processed	0
Northern Prairie	Electrical Equipment	Lighting Fixtures	563
Northern Prairie	Electrical Equipment	Noncurrent Wiring Devices	17
Northern Prairie	Electrical Equipment	Misc Electronic Components	15
Northern Prairie	Electrical Equipment	Electric Housewares Or Fans	10
Northern Prairie	Electrical Equipment	Industrial Controls Or Parts	8
Northern Prairie	Electrical Equipment	Current Carrying Wiring Equipm	5
Northern Prairie	Electrical Equipment	Motors Or Generators	8
Northern Prairie	Electrical Equipment	Storage Batteries Or Plates	5
Northern Prairie	Electrical Equipment	Electric Lamps	4
Northern Prairie	Electrical Equipment	Telephones Or Telegraph Equipm	2

1995 Nevada Inbound Freight: Commodity Detail

Origin	2 Digit Commodity Group	Commodity Detail	Tons In
Mid-West	Misc Manufacturing Products	Brooms, Brushes, Etc	121
Mid-West	Misc Manufacturing Products	Games Or Toys	822
Mid-West	Misc Manufacturing Products	Manufactured Prod, Nec	212
Mid-West	Misc Manufacturing Products	Misc Manufacturing Products	93
Mid-West	Misc Manufacturing Products	Signs Or Advertising Displays	64
Mid-West	Misc Manufacturing Products	Matches	55
Mid-West	Misc Manufacturing Products	Morticians Goods	8
Mid-West	Misc Manufacturing Products	Childrens Vapic Or Parts, Nec	4
Mid-West	Misc Manufacturing Products	Pencils, Crayons, Or Artists Mate	1
Mid-West	Misc Manufacturing Products	Carbon Paper Or Inked Ribbons	3
Mid-West	Misc Manufacturing Products	Jewelry, Precious Metal, Etc.	0
Mid-West	Misc Manufacturing Products	Furs, Dressed Or Dyed	0
Mid-West	Misc Mixed Shipments	Fak Shipments	54,000
Mid-West	Ordnance Or Accessories	Mixed Shipments, Multi-Stoc	30,360
Mid-West	Ordnance Or Accessories	Small Arms Ammo 30mm Or Les	8
Mid-West	Petroleum Or Coal Products	Ammo Or Related Parts, Nec	3
Mid-West	Petroleum Or Coal Products	Asphalt Coatings Or Felt	1,875
Mid-West	Petroleum Or Coal Products	Asphalt Paving Blocks Or Mix	39
Mid-West	Petroleum Or Coal Products	Misc Coal Or Petroleum Product	23
Mid-West	Primary Metal Products	Primary Iron Or Steel Products	49,072
Mid-West	Primary Metal Products	Nonferrous Wire	20,046
Mid-West	Primary Metal Products	Blast Furnace Or Coke	5,989
Mid-West	Primary Metal Products	Copper Or Alloy Basic Shapes	5,255
Mid-West	Primary Metal Products	Misc Nonferrous Basic Shapes	1,362
Mid-West	Primary Metal Products	Primary Metal Products	127
Mid-West	Primary Metal Products	Aluminum Or Alloy Basic Shape	13
Mid-West	Primary Metal Products	Electrometallurgical Products	8
Mid-West	Primary Metal Products	Iron Or Steel Castings	7
Mid-West	Primary Metal Products	Steel Wire, Nails Or Spikes	7
Mid-West	Primary Metal Products	Misc Prim Nonfer Smelter Prod	3
Mid-West	Primary Metal Products	Nonferrous Metal Forgings	3
Mid-West	Primary Metal Products	Primary Metal Products, Nec	1
Mid-West	Primary Metal Products	Iron Or Steel Forgings	1
Mid-West	Primary Metal Products	Aluminum Or Alloy Castings	1
Mid-West	Primary Metal Products	Misc Nonferrous Castings	0
Mid-West	Printed Matter	Books	42,205
Mid-West	Printed Matter	Blankbook, Loose Leaf Binder	2,133
Mid-West	Printed Matter	Misc Printed Matter	1,571
Mid-West	Printed Matter	Newspapers	207
Mid-West	Printed Matter	Printed Matter	88
Mid-West	Printed Matter	Manifold Business Forms	65
Mid-West	Printed Matter	Periodicals	5
Mid-West	Printed Matter	Svc Indus For Print Trades	1
Mid-West	Printed Matter	Greeting Cards, Seals, Etc.	1
Mid-West	Pulp, Paper Or Allied Products	Paper	7,959
Mid-West	Pulp, Paper Or Allied Products	Sanitary Food Containers	3,048
Mid-West	Pulp, Paper Or Allied Products	Misc Converted Paper Products	2,391
Mid-West	Pulp, Paper Or Allied Products	Containers Or Boxes Paper	1,738
Mid-West	Pulp, Paper Or Allied Products	Pulp Paper Or Allied Products	199
Mid-West	Pulp, Paper Or Allied Products	Fibre Cans, Drums Or Tubes	142
Mid-West	Pulp, Paper Or Allied Products	Envelopes	59
Mid-West	Pulp, Paper Or Allied Products	Fiber, Paper Or Plyboard	38
Mid-West	Pulp, Paper Or Allied Products	Paper Bags	32
Mid-West	Pulp, Paper Or Allied Products	Die-Cut Paper Or Prod Product	2
Mid-West	Pulp, Paper Or Allied Products	Paper Or Building Board	0
Mid-West	Rubber Or Misc Plastics	Misc Plastic Products	81,263
Mid-West	Rubber Or Misc Plastics	Tires Or Inner Tubes	12,265
Mid-West	Rubber Or Misc Plastics	Misc Fabricated Products	55
Mid-West	Rubber Or Misc Plastics	Rubber Or Misc Plastics	53
Mid-West	Rubber Or Misc Plastics	Rub Or Plas Hose Or Belting	5
Mid-West	Secondary Traffic	Warehouse & Distribution Cente	82,042
Mid-West	Shopper Association Traffic	Shopper Association Traffic	520
Mid-West	Small Packaged Freight Shime	Small Packaged Freight Shime	10,320
Mid-West	Textile Mill Products	Woven Carpets, Mats Or Rugs	152
Mid-West	Textile Mill Products	Narrow Fabrics	47
Mid-West	Textile Mill Products	Cotton Broad-Woven Fabrics	26
Mid-West	Textile Mill Products	Textile Mill Products	23
Mid-West	Textile Mill Products	Man-Made Or Glass Woven Fib	20
Mid-West	Textile Mill Products	Textile Goods, Nec	3
Mid-West	Textile Mill Products	Cordage Or Twine	2
Mid-West	Textile Mill Products	Coated Or Impriated Fabric	1
Mid-West	Textile Mill Products	Wool Broad-Woven Fabrics	1
Mid-West	Textile Mill Products	Knit Fabrics	1
Mid-West	Transportation Equipment	Motor Vehicle Parts Or Accessor	41,873
Mid-West	Transportation Equipment	Motor Vehicles	13,515
Mid-West	Transportation Equipment	Transportation Equipment	436
Mid-West	Transportation Equipment	Truck Trailers	48
Mid-West	Transportation Equipment	Misc Aircraft Parts	34
Mid-West	Transportation Equipment	Aircraft Or Missile Engines	14
Mid-West	Transportation Equipment	Motorcycles, Bicycles Or Parts	10
Mid-West	Transportation Equipment	Motor Bus Or Truck Bodies	4
Mid-West	Transportation Equipment	Transportation Equipment, Nec	1
Mid-West	Transportation Equipment	Missile Or Space Ven Parts	1
Mid-West	Transportation Equipment	Aircraft	1
Mid-West	Transportation Equipment	Trailer Coaches	0
Mid-West	Transportation Equipment	Ships Or Boats	0
Mid-West	Transportation Equipment	Aircraft Proellers Or Parts	0
Mid-West	Transportation Equipment	Locomotives Or Parts	0
Mountain States	Apparel Or Related Products	Millinery	82
Mountain States	Apparel Or Related Products	Apparel Findings	24
Mountain States	Apparel Or Related Products	Mens Or Boys Clothing	1
Mountain States	Apparel Or Related Products	Canvas Products	1
Mountain States	Apparel Or Related Products	Apparel, Nec	0
Mountain States	Chemicals Or Allied Products	Potassium Or Sodium Compoun	172,640

1995 Nevada Outbound Freight: Commodity Detail

Destination	2 Digit Commodity Group	Commodity Detail	Tons Out
Northern Prairie	Electrical Equipment	Carbon Prod For Electric Uses	2
Northern Prairie	Electrical Equipment	Elec Eq For Intern Comp Engine	1
Northern Prairie	Electrical Equipment	Solid State Semiconductor	1
Northern Prairie	Electrical Equipment	Radio Or Tv Receiving Sets	1
Northern Prairie	Electrical Equipment	Misc Electrical Industrial Equipm	1
Northern Prairie	Electrical Equipment	Electrical Equipment, Nec	1
Northern Prairie	Electrical Equipment	Welding Apparatus	1
Northern Prairie	Electrical Equipment	X-Ray Equipment	1
Northern Prairie	Electrical Equipment	Electronic Tubes	0
Northern Prairie	Fabricated Metal Products	Fabricated Structural Metal Prod	75
Northern Prairie	Fabricated Metal Products	Metal Stampings	56
Northern Prairie	Fabricated Metal Products	Fabricated Metal Products, Nec	48
Northern Prairie	Fabricated Metal Products	Sheet Metal Products	10
Northern Prairie	Fabricated Metal Products	Fabricated Metal Products	10
Northern Prairie	Fabricated Metal Products	Fabricated Plate Products	5
Northern Prairie	Fabricated Metal Products	Misc Metal Work	3
Northern Prairie	Fabricated Metal Products	Misc Fabricated Wire Products	3
Northern Prairie	Fabricated Metal Products	Metal Doors, Sash, Etc.	1
Northern Prairie	Fabricated Metal Products	Cutlery, Not Electrical	1
Northern Prairie	Fabricated Metal Products	Edge Or Hand Tools	1
Northern Prairie	Fabricated Metal Products	Metal Safes Or Vaults	1
Northern Prairie	Fabricated Metal Products	Metal Sanitary Ware	0
Northern Prairie	Fabricated Metal Products	Misc Hardware	0
Northern Prairie	Fabricated Metal Products	Valves Or Pipe Fittings	0
Northern Prairie	Fabricated Metal Products	Builders Or Cabinet Hardware	0
Northern Prairie	Farm Products	Misc Field Crops	274
Northern Prairie	Food Or Kindred Products	Prepared Or Canned Feed	19,054
Northern Prairie	Food Or Kindred Products	Food Or Kindred Products	75
Northern Prairie	Food Or Kindred Products	Meat, Fresh Or Chilled	2
Northern Prairie	Food Or Kindred Products	Deydr Or Dried Fruit Or Veg	2
Northern Prairie	Food Or Kindred Products	Sugar, Refined, Cane Or Beet	1
Northern Prairie	Food Or Kindred Products	Meat Products	1
Northern Prairie	Food Or Kindred Products	Animal By-Prod, Inedible	1
Northern Prairie	Food Or Kindred Products	Cheese Or Special Dairy Product	0
Northern Prairie	Food Or Kindred Products	Canned Specialties	0
Northern Prairie	Food Or Kindred Products	Soft Drinks Or Mineral Water	0
Northern Prairie	Food Or Kindred Products	Meat, Fresh Frozen	0
Northern Prairie	Furniture Or Fixtures	Furniture Or Fixtures, Nec	3
Northern Prairie	Furniture Or Fixtures	Metal Lockers, Partitions, Etc.	0
Northern Prairie	Furniture Or Fixtures	Wood Lockers, Partitions, Etc.	0
Northern Prairie	Instrum, Photo Equip, Optical E	Engrg, Lab Or Scientific Equipm	25
Northern Prairie	Instrum, Photo Equip, Optical E	Optical Instruments Or Lenses	1
Northern Prairie	Instrum, Photo Equip, Optical E	Orthopedic Or Prosthetic Suppl	0
Northern Prairie	Instrum, Photo Equip, Optical E	Watches, Clocks, Etc.	0
Northern Prairie	Instrum, Photo Equip, Optical E	Mech Measuring Or Control Equip	0
Northern Prairie	Lumber Or Wood Products	Primary Forest Materials	3,592
Northern Prairie	Lumber Or Wood Products	Lumber Or Dimension Stock	845
Northern Prairie	Lumber Or Wood Products	Kitchen Cabinets, Wood	3
Northern Prairie	Lumber Or Wood Products	Prefab Wood Buildings	0
Northern Prairie	Lumber Or Wood Products	Millwork Or Cabinetwork	0
Northern Prairie	Lumber Or Wood Products	Misc Wood Products	0
Northern Prairie	Machinery	Industrial Pumps	31
Northern Prairie	Machinery	Misc Machinery Or Parts	43
Northern Prairie	Machinery	Mech Power Transmission Equip	22
Northern Prairie	Machinery	Ventilating Equipment	14
Northern Prairie	Machinery	Misc General Industrial	11
Northern Prairie	Machinery	Ball Or Roller Bearings	9
Northern Prairie	Machinery	Special Dies, Tools, Jigs, Etc.	6
Northern Prairie	Machinery	Constr Machinery Or Equipment	5
Northern Prairie	Machinery	Misc Internal Combustion Engrn	5
Northern Prairie	Machinery	Misc Service Industry Machinery	3
Northern Prairie	Machinery	Machine Tools, Metal Cutting	3
Northern Prairie	Machinery	Industrial Process Furnaces	3
Northern Prairie	Machinery	Carburetors, Pistons, Etc.	2
Northern Prairie	Machinery	Typewriters Or Parts	1
Northern Prairie	Machinery	Farm Machinery Or Equipment	1
Northern Prairie	Machinery	Food Prod Machinery	1
Northern Prairie	Machinery	Metalworking Machinery	1
Northern Prairie	Machinery	Paper Industries Machinery	1
Northern Prairie	Machinery	Refrigeration Machinery	0
Northern Prairie	Machinery	Lawn Or Garden Equipment	0
Northern Prairie	Machinery	Industrial Trucks, Etc.	0
Northern Prairie	Machinery	Woodworking Machinery	0
Northern Prairie	Mail Or Contract Traffic	Mail And Express Traffic	631
Northern Prairie	Misc Freight Shipments	Misc Freight Shipments	300
Northern Prairie	Misc Manufacturing Products	Manufactured Prod, Nec	2,769
Northern Prairie	Misc Manufacturing Products	Matches	777
Northern Prairie	Misc Manufacturing Products	Sporting Or Athletic Goods	72
Northern Prairie	Misc Manufacturing Products	Furs, Dressed Or Dyed	4
Northern Prairie	Misc Manufacturing Products	Brooms, Brushes, Etc.	3
Northern Prairie	Misc Manufacturing Products	Signs Or Advertising Displays	2
Northern Prairie	Misc Manufacturing Products	Small Arms Ammo, 30mm Or Les	3
Northern Prairie	Primary Metal Products	Iron Or Steel Forgings	62
Northern Prairie	Primary Metal Products	Nonferrous Metal Forgings	0
Northern Prairie	Primary Metal Products	Iron Or Steel Castings	0
Northern Prairie	Primary Metal Products	Steel Wire, Nails Or Spikes	0
Northern Prairie	Printed Matter	Newspapers	148
Northern Prairie	Printed Matter	Manifold Business Forms	30
Northern Prairie	Printed Matter	Misc Printed Matter	27
Northern Prairie	Printed Matter	Printed Matter	14
Northern Prairie	Printed Matter	Greeting Cards, Seals, Etc.	1
Northern Prairie	Printed Matter	Blankbook, Loose Leaf Binder	1
Northern Prairie	Printed Matter	Svc Indus For Print Trades	1

1995 Nevada Inbound Freight: Commodity Detail

Origin	2 Digit Commodity Group	Commodity Detail	Tons In
Mountain States	Chemicals Or Allied Products	Misc Inous Inorganic Chemicals	18,291
Mountain States	Chemicals Or Allied Products	Misc Industrial Organic Chemical	3,901
Mountain States	Chemicals Or Allied Products	Industrial Gases	310
Mountain States	Chemicals Or Allied Products	Drugs	26
Mountain States	Chemicals Or Allied Products	Socality Cleaning Preparations	5
Mountain States	Chemicals Or Allied Products	Paints, Lacquers, Etc	1
Mountain States	Chemicals Or Allied Products	Chemical Preparations, Nec	1
Mountain States	Chemicals Or Allied Products	Cosmetics, Perfumes, Etc	1
Mountain States	Clay, Concrete, Glass Or Stone	Mineral Wool	736
Mountain States	Clay, Concrete, Glass Or Stone	Porcelain Electric Supplies	573
Mountain States	Clay, Concrete, Glass Or Stone	Ready-Mix Concrete, Wet	419
Mountain States	Clay, Concrete, Glass Or Stone	Nonmetal Minerals, Processed	25
Mountain States	Clay, Concrete, Glass Or Stone	Concrete Products	19
Mountain States	Clay, Concrete, Glass Or Stone	Clay, Concrete, Glass Or Stone	9
Mountain States	Clay, Concrete, Glass Or Stone	Clay Brick Or Tile	2
Mountain States	Clay, Concrete, Glass Or Stone	Asbestos Products	1
Mountain States	Clay, Concrete, Glass Or Stone	Ceramic Floor Or Wall Tile	1
Mountain States	Clay, Concrete, Glass Or Stone	Portland Cement	1
Mountain States	Clay, Concrete, Glass Or Stone	Portlantrones	0
Mountain States	Clay, Concrete, Glass Or Stone	Misc Pottery Products	0
Mountain States	Clay, Concrete, Glass Or Stone	Misc Glassware, Blown Or Press	0
Mountain States	Clay, Concrete, Glass Or Stone	Misc Nonmetallic Minerals	0
Mountain States	Coal	Bituminous Coal	359,250
Mountain States	Electrical Equipment	Noncurrent Wiring Devices	456
Mountain States	Electrical Equipment	Telephone Or Telegraph Equip	106
Mountain States	Electrical Equipment	Misc Electronic Components	91
Mountain States	Electrical Equipment	Radio Or Tv Transmitting Equip	43
Mountain States	Electrical Equipment	Electrical Equipment, Nec	11
Mountain States	Electrical Equipment	Radio Or Tv Receiving Sets	9
Mountain States	Electrical Equipment	Lighting Fixtures	5
Mountain States	Electrical Equipment	Household Vacuum Cleaners	3
Mountain States	Fabricated Metal Products	Fabricated Metal Products	295
Mountain States	Fabricated Metal Products	Metal Cans	228
Mountain States	Fabricated Metal Products	Misc Hardware	75
Mountain States	Fabricated Metal Products	Builders Or Cabinet Hardware	33
Mountain States	Fabricated Metal Products	Metal Stampings	25
Mountain States	Fabricated Metal Products	Bolts, Nuts, Screws, Etc.	3
Mountain States	Fabricated Metal Products	Sheet Metal Products	2
Mountain States	Fabricated Metal Products	Metal Doors, Sash, Etc.	2
Mountain States	Fabricated Metal Products	Edge Or Hand Tools	2
Mountain States	Fabricated Metal Products	Fabricated Structural Metal Pro	0
Mountain States	Fabricated Metal Products	Fabricated Metal Products, Nec	0
Mountain States	Fabricated Metal Products	Architectural Metal Work	0
Mountain States	Farm Products	Bulbs, Roots Or Tubers	3,426
Mountain States	Farm Products	Misc Field Crops	966
Mountain States	Farm Products	Deciduous Fruits	2
Mountain States	Food Or Kindred Products	Malt Liquors	15,995
Mountain States	Food Or Kindred Products	Prepared Or Canned Feed	10,011
Mountain States	Food Or Kindred Products	Nut Or Veg Oils Or By-Products	2,360
Mountain States	Food Or Kindred Products	Misc Flavoring Extracts	596
Mountain States	Food Or Kindred Products	Processed Milk	594
Mountain States	Food Or Kindred Products	Soft Drinks Or Mineral Water	580
Mountain States	Food Or Kindred Products	Meat, Fresh Or Chilled	491
Mountain States	Food Or Kindred Products	Animal By-Prod, Inedible	291
Mountain States	Food Or Kindred Products	Flour Or Other Grain Mill Produ	123
Mountain States	Food Or Kindred Products	Meat, Fresh Frozen	38
Mountain States	Food Or Kindred Products	Food Or Kindred Products	18
Mountain States	Food Or Kindred Products	Ice, Natural Or Manufactured	3
Mountain States	Food Or Kindred Products	Sugar, Refined, Cane Or Beet	0
Mountain States	Food Or Kindred Products	Pickled Fruits Or Vegetables	0
Mountain States	Food Or Kindred Products	Candy Or Other Confectionery	0
Mountain States	Food Or Kindred Products	Meat Products	0
Mountain States	Furniture Or Fixtures	Furniture Or Fixtures, Nec	16
Mountain States	Furniture Or Fixtures	Bedsprings Or Mattresses	2
Mountain States	Furniture Or Fixtures	Metal Lockers, Partitions, Etc.	0
Mountain States	Furniture Or Fixtures	Venetian Blinds, Shades, Etc.	0
Mountain States	Furniture Or Fixtures	Public Building Or Related Furni	0
Mountain States	Instrum, Photo Equip, Optical E	Photographic Equip Or Supplies	65
Mountain States	Instrum, Photo Equip, Optical E	Orthoalmic Or Opticians Goods	1
Mountain States	Instrum, Photo Equip, Optical E	Mech Measuring Or Control Equip	1
Mountain States	Instrum, Photo Equip, Optical E	Automatic Temperature Controls	0
Mountain States	Leather Or Leather Products	Leather Luggage Or Handbags	26
Mountain States	Leather Or Leather Products	Leather Footwear	10
Mountain States	Leather Or Leather Products	Leather Finished Or Tanned	3
Mountain States	Leather Or Leather Products	Leather Goods, Nec	0
Mountain States	Lumber Or Wood Products	Lumber Or Dimension Stock	2,362
Mountain States	Lumber Or Wood Products	Primary Forest Materials	9
Mountain States	Lumber Or Wood Products	Millwork Or Cabinetwork	0
Mountain States	Machinery	Electronic Data Proc Equipment	281
Mountain States	Machinery	Misc Service Industry Machinery	20
Mountain States	Machinery	Machinery	16
Mountain States	Machinery	Misc Special Industry Mach	15
Mountain States	Machinery	Typewriters Or Parts	13
Mountain States	Machinery	Refrigeration Machinery	0
Mountain States	Machinery	Lawn Or Garden Equipment	0
Mountain States	Machinery	Conveyors Or Parts	0
Mountain States	Machinery	Mining Machinery Or Parts	0
Mountain States	Machinery	Printing Trades Machinery	0
Mountain States	Machinery	Constr Machinery Or Equipment	0
Mountain States	Machinery	Machine Tools, Metal Forming	0
Mountain States	Machinery	Industrial Pumps	0
Mountain States	Machinery	Automatic Merchandising Mach	0
Mountain States	Machinery	Farm Machinery Or Equipment	0
Mountain States	Machinery	Misc Machinery Or Parts	0

1995 Nevada Outbound Freight: Commodity Detail

Destination	2 Digit Commodity Group	Commodity Detail	Tons Out
Northern Prairie	Printed Matter	Books	1
Northern Prairie	Pulp, Paper Or Allied Products	Containers Or Boxes, Paper	932
Northern Prairie	Pulp, Paper Or Allied Products	Pulp, Paper Or Allied Products	95
Northern Prairie	Pulp, Paper Or Allied Products	Fibre Cans, Drums Or Tubes	80
Northern Prairie	Pulp, Paper Or Allied Products	Paper	26
Northern Prairie	Pulp, Paper Or Allied Products	Paper Bags	13
Northern Prairie	Pulp, Paper Or Allied Products	Misc Converted Paper Products	4
Northern Prairie	Rubber Or Misc Plastics	Misc Plastic Products	2,507
Northern Prairie	Rubber Or Misc Plastics	Misc Fabricated Products	15
Northern Prairie	Secondary Traffic	Warehouse & Distribution Cente	12,424
Northern Prairie	Textile Mill Products	Knit Fabrics	587
Northern Prairie	Transportation Equipment	Motor Vehicle Parts Or Accessori	53
Northern Prairie	Transportation Equipment	Motor Vehicles	46
Northern Prairie	Transportation Equipment	Transportation Equipment	6
Northern Prairie	Transportation Equipment	Truck Trailers	4
Northern Prairie	Transportation Equipment	Motor Bus Or Truck Bodies	3
Northern Prairie	Transportation Equipment	Locomotives Or Parts	2
Northern Prairie	Transportation Equipment	Misc Aircraft Parts	1
Northern Prairie	Transportation Equipment	Ships Or Boats	1
Northern Prairie	Transportation Equipment	Railroad Cars	0
Northern Prairie	Transportation Equipment	Aircraft	0
Northern Prairie	Transportation Equipment	Aircraft Or Missile Engines	0
Oregon	Apparel Or Related Products	Womens Or Childrens Clothing	1,236
Oregon	Apparel Or Related Products	Mens Or Boys Clothing	57
Oregon	Apparel Or Related Products	Textile Bags	3
Oregon	Apparel Or Related Products	Misc Fabricated Textile Products	2
Oregon	Apparel Or Related Products	Textile Housefurnishings	1
Oregon	Apparel Or Related Products	Caps Or Hats Or Hat Bodies	0
Oregon	Apparel Or Related Products	Leather Clothing	0
Oregon	Apparel Or Related Products	Curtains Or Draperies	0
Oregon	Apparel Or Related Products	Apparel, Nec	0
Oregon	Apparel Or Related Products	Textile Prod, Pleated, Etc	0
Oregon	Chemicals Or Allied Products	Misc Inorg Inorganic Chemicals	4,804
Oregon	Chemicals Or Allied Products	Fertilizers	2,005
Oregon	Chemicals Or Allied Products	Cyclic Intermediates Or Oves	798
Oregon	Chemicals Or Allied Products	Paints, Lacquers, Etc	511
Oregon	Chemicals Or Allied Products	Chemical Preparations, Nec	318
Oregon	Chemicals Or Allied Products	Adhesives	252
Oregon	Chemicals Or Allied Products	Crude Prod Of Coal Gas, Petrole	205
Oregon	Chemicals Or Allied Products	Potassium Or Sodium Compound	16
Oregon	Chemicals Or Allied Products	Drugs	16
Oregon	Clay, Concrete, Glass Or Stone	Gypsum Products	15,098
Oregon	Clay, Concrete, Glass Or Stone	Portland Cement	9,611
Oregon	Clay, Concrete, Glass Or Stone	Ready-Mix Concrete, Wet	9,501
Oregon	Clay, Concrete, Glass Or Stone	Concrete Products	2,681
Oregon	Clay, Concrete, Glass Or Stone	Clay Brick Or Tile	2,318
Oregon	Clay, Concrete, Glass Or Stone	Lime Or Lime Plaster	435
Oregon	Clay, Concrete, Glass Or Stone	Cut Stone Or Stone Products	122
Oregon	Clay, Concrete, Glass Or Stone	Glass Containers	86
Oregon	Clay, Concrete, Glass Or Stone	Misc Glassware Blown Or Press	63
Oregon	Clay, Concrete, Glass Or Stone	Nonmetal Minerals, Processed	16
Oregon	Clay, Concrete, Glass Or Stone	Flat Glass	3
Oregon	Electrical Equipment	Lighting Fixtures	103
Oregon	Electrical Equipment	Misc Electronic Components	9
Oregon	Electrical Equipment	Noncurrent Wiring Devices	3
Oregon	Electrical Equipment	Electrical Equipment, Nec	5
Oregon	Electrical Equipment	Motors Or Generators	6
Oregon	Electrical Equipment	Carbon Prod For Electric Uses	3
Oregon	Electrical Equipment	Storage Batteries Or Plates	2
Oregon	Electrical Equipment	Industrial Controls Or Parts	2
Oregon	Electrical Equipment	Solid State Semiconducts	2
Oregon	Electrical Equipment	Elec Eq For Intern Comb Engine	1
Oregon	Electrical Equipment	X-Ray Equipment	1
Oregon	Electrical Equipment	Misc Electrical Industrial Equipm	0
Oregon	Electrical Equipment	Current Carrying Wiring Equipm	0
Oregon	Electrical Equipment	Welding Apparatus	0
Oregon	Electrical Equipment	Electric Lamps	0
Oregon	Electrical Equipment	Electronic Tubes	0
Oregon	Fabricated Metal Products	Architectural Metal Work	3,281
Oregon	Fabricated Metal Products	Fabricated Structural Metal Prod	1,337
Oregon	Fabricated Metal Products	Sheet Metal Products	310
Oregon	Fabricated Metal Products	Fabricated Metal Products, Nec	214
Oregon	Fabricated Metal Products	Misc Metal Work	61
Oregon	Fabricated Metal Products	Misc Hardware	11
Oregon	Fabricated Metal Products	Bolts, Nuts, Screws, Etc	10
Oregon	Fabricated Metal Products	Misc Fabricated Wire Products	6
Oregon	Fabricated Metal Products	Metal Stampings	6
Oregon	Fabricated Metal Products	Builders Or Cabinet Hardware	5
Oregon	Fabricated Metal Products	Metal Doors, Sash, Etc	4
Oregon	Fabricated Metal Products	Metal Safes Or Vaults	3
Oregon	Fabricated Metal Products	Cutlery Not Electrical	1
Oregon	Fabricated Metal Products	Fabricated Plate Products	0
Oregon	Food Or Kindred Products	Prepared Or Canned Food	5,687
Oregon	Food Or Kindred Products	Distilled Or Blended Liquors	1,858
Oregon	Food Or Kindred Products	Pickled Fruits Or Vegetables	1,166
Oregon	Food Or Kindred Products	Ice, Natural Or Manufactured	1,060
Oregon	Food Or Kindred Products	Misc Food Preparations, Nec	252
Oregon	Food Or Kindred Products	Ice Cream Or Rel Froz Desserts	165
Oregon	Food Or Kindred Products	Cereal Preparations	55
Oregon	Food Or Kindred Products	Meat, Fresh Or Chilled	39
Oregon	Food Or Kindred Products	Marine Fats Or Oils	24
Oregon	Food Or Kindred Products	Animal By-Prod, Inedible	20
Oregon	Food Or Kindred Products	Meat, Fresh Frozen	3
Oregon	Freight Forwarder Traffic	Freight Forwarder Traffic	1,640

1995 Nevada Inbound Freight: Commodity Detail

Origin	2 Digit Commodity Group	Commodity Detail	Tons In
Mountain States	Machinery	Scales Or Balances	0
Mountain States	Mail Or Contract Traffic	Mail And Express Traffic	1,722
Mountain States	Misc Manufacturing Products	Sporting Or Athletic Goods	8
Mountain States	Misc Manufacturing Products	Games Or Toys	3
Mountain States	Misc Manufacturing Products	Brooms, Brushes, Etc	1
Mountain States	Misc Manufacturing Products	Childrens Vehic Or Parts, Nec	1
Mountain States	Misc Manufacturing Products	Signs Or Advertising Displays	0
Mountain States	Misc Mixed Shipments	Fax Shipments	2,800
Mountain States	Misc Mixed Shipments	Mixed Shipments, Multi-Stop	800
Mountain States	Ordnance Or Accessories	Small Arms, 30mm Or Less	1
Mountain States	Ordnance Or Accessories	Small Arms Ammo, 30mm Or Les	0
Mountain States	Petroleum Or Coal Products	Petroleum Refining Products	156,432
Mountain States	Petroleum Or Coal Products	Liquefied Gases, Coal Or Petrol	71,720
Mountain States	Primary Metal Products	Primary Iron Or Steel Products	602
Mountain States	Primary Metal Products	Blast Furnace Or Coke	86
Mountain States	Primary Metal Products	Primary Metal Products	24
Mountain States	Primary Metal Products	Aluminum Or Alloy Basic Shape	3
Mountain States	Primary Metal Products	Iron Or Steel Castings	0
Mountain States	Printed Matter	Misc Printed Matter	3,685
Mountain States	Printed Matter	Newspapers	229
Mountain States	Printed Matter	Books	139
Mountain States	Printed Matter	Periodicals	0
Mountain States	Pulp, Paper Or Allied Products	Paper	92
Mountain States	Pulp, Paper Or Allied Products	Envelopes	87
Mountain States	Pulp, Paper Or Allied Products	Containers Or Boxes, Paper	70
Mountain States	Pulp, Paper Or Allied Products	Pulp, Paper Or Allied Products	6
Mountain States	Pulp, Paper Or Allied Products	Fibre Cans, Drums Or Tubes	4
Mountain States	Pulp, Paper Or Allied Products	Misc Converted Paper Products	3
Mountain States	Pulp, Paper Or Allied Products	Paper Bags	2
Mountain States	Pulp, Paper Or Allied Products	Sanitary Food Containers	2
Mountain States	Pulp, Paper Or Allied Products	Paper Or Building Board	1
Mountain States	Pulp, Paper Or Allied Products	Die-Cut Paper Or Food Product	0
Mountain States	Rubber Or Misc Plastics	Misc Plastic Products	1,566
Mountain States	Rubber Or Misc Plastics	Rub Or Plas Hose Or Belting	117
Mountain States	Rubber Or Misc Plastics	Rubber Or Misc Plastics	8
Mountain States	Secondary Traffic	Warehouse & Distribution Cente	198
Mountain States	Textile Mill Products	Cordage Or Twine	31
Mountain States	Transportation Equipment	Truck Trailers	320
Mountain States	Transportation Equipment	Motor Bus Or Truck Bodies	187
Mountain States	Transportation Equipment	Missile Or Space Ven Parts	25
Mountain States	Transportation Equipment	Motor Vehicles	8
Mountain States	Transportation Equipment	Motor Vehicle Parts Or Accesso	7
Mountain States	Transportation Equipment	Railroad Cars	0
Mountain States	Transportation Equipment	Misc Aircraft Parts	0
Mountain States	Transportation Equipment	Locomotives Or Parts	0
Mountain States	Transportation Equipment	Aircraft Propellers Or Parts	-
Mountain States	Waste Or Scrap Materials	Ashes	12,040
New England	Apparel Or Related Products	Womens Or Childrens Clothing	38
New England	Apparel Or Related Products	Apparel Or Related Products	18
New England	Apparel Or Related Products	Mens Or Boys Clothing	11
New England	Apparel Or Related Products	Misc Fabricated Textile Product	3
New England	Apparel Or Related Products	Textile Housefurnishings	1
New England	Apparel Or Related Products	Canvas Products	0
New England	Apparel Or Related Products	Apparel Findings	0
New England	Apparel Or Related Products	Textile Bags	0
New England	Chemicals Or Allied Products	Misc Inorg Inorganic Chemicals	251
New England	Chemicals Or Allied Products	Fertilizers	112
New England	Chemicals Or Allied Products	Drugs	79
New England	Chemicals Or Allied Products	Cosmetics, Perfumes, Etc	53
New England	Chemicals Or Allied Products	Paints, Lacquers, Etc	49
New England	Chemicals Or Allied Products	Adhesives	30
New England	Chemicals Or Allied Products	Misc Industrial Organic Chemical	21
New England	Chemicals Or Allied Products	Chemicals Or Allied Products	17
New England	Chemicals Or Allied Products	Plastic Mater Or Synth Fibres	6
New England	Chemicals Or Allied Products	Socialty Cleaning Preparations	3
New England	Chemicals Or Allied Products	Misc Agricultural Chemicals	3
New England	Chemicals Or Allied Products	Printing Ink	2
New England	Chemicals Or Allied Products	Potassium Or Sodium Compound	0
New England	Chemicals Or Allied Products	Cyclic Intermediates Or Oves	0
New England	Chemicals Or Allied Products	Chemical Preparations, Nec	0
New England	Chemicals Or Allied Products	Crude Prod Of Coal Gas, Petrole	0
New England	Clay, Concrete, Glass Or Stone	Ready-Mix Concrete, Wet	362
New England	Clay, Concrete, Glass Or Stone	Clay, Concrete, Glass Or Stone	31
New England	Clay, Concrete, Glass Or Stone	Abrasive Products	13
New England	Clay, Concrete, Glass Or Stone	Misc Pottery Products	6
New England	Clay, Concrete, Glass Or Stone	Mineral Wool	2
New England	Clay, Concrete, Glass Or Stone	Refractories	2
New England	Clay, Concrete, Glass Or Stone	Cut Stone Or Stone Products	1
New England	Clay, Concrete, Glass Or Stone	Misc Glassware Blown Or Press	0
New England	Electrical Equipment	Radio Or Tv Receiving Sets	366
New England	Electrical Equipment	Electrical Equipment, Nec	157
New England	Electrical Equipment	Misc Electronic Components	115
New England	Electrical Equipment	Storage Batteries Or Plates	99
New England	Electrical Equipment	Electric Housewares Or Fans	33
New England	Electrical Equipment	Lighting Fixtures	20
New England	Electrical Equipment	Electronic Tubes	18
New England	Electrical Equipment	Electrical Equipment	6
New England	Electrical Equipment	Elec Eq For Intern Comb Engine	6
New England	Electrical Equipment	Carbon Prod For Electric Uses	5
New England	Electrical Equipment	Current Carrying Wiring Equipm	3
New England	Electrical Equipment	Noncurrent Wiring Devices	2
New England	Electrical Equipment	Misc Household Appliances	2
New England	Electrical Equipment	Electrical Transformers	1
New England	Electrical Equipment	Telephone Or Telegraph Equip	1

1995 Nevada Outbound Freight: Commodity Detail

Destination	2 Digit Commodity Group	Commodity Detail	Tons Out
Oregon	Furniture Or Fixtures	Tables Or Desks	1
Oregon	Furniture Or Fixtures	Benches Chairs, Stools	1
Oregon	Furniture Or Fixtures	Beds, Dressers, Chests, Etc.	1
Oregon	Furniture Or Fixtures	Buffets, China Closets, Etc.	0
Oregon	Furniture Or Fixtures	Childrens Furniture	0
Oregon	Furniture Or Fixtures	Sofas, Couches, Etc.	0
Oregon	Furniture Or Fixtures	Household Or Office Furn. Nec.	0
Oregon	Instrum. Photo Equip. Optical E	Engrg. Lab Or Scientific Equipm	16
Oregon	Instrum. Photo Equip. Optical E	Mech Measuring Or Control Equip	0
Oregon	Instrum. Photo Equip. Optical E	Dental Equipment Or Supplies	0
Oregon	Lumber Or Wood Products	Primary Forest Materials	1,760
Oregon	Lumber Or Wood Products	Lumber Or Dimension Stock	613
Oregon	Lumber Or Wood Products	Structural Wood Prod. Nec	118
Oregon	Lumber Or Wood Products	Kitchen Cabinets, Wood	84
Oregon	Machinery	Misc Service Industry Machinery	330
Oregon	Machinery	Special Dies, Tools, Jigs, Etc.	165
Oregon	Machinery	Misc General Industrial	134
Oregon	Machinery	Electronic Data Proc Equipment	52
Oregon	Machinery	Constr Machinery Or Equipment	38
Oregon	Machinery	Misc Machinery Or Parts	33
Oregon	Machinery	Conveyors Or Parts	32
Oregon	Machinery	Industrial Pumps	32
Oregon	Machinery	Mech Power Transmission Equip	10
Oregon	Machinery	Ball Or Roller Bearings	7
Oregon	Machinery	Typewriters Or Parts	7
Oregon	Machinery	Ventilating Equipment	5
Oregon	Machinery	Carburetors, Pistons, Etc.	5
Oregon	Machinery	Accounting Or Calculating Equip	0
Oregon	Machinery	Industrial Process Furnaces	0
Oregon	Mail Or Contract Traffic	Mail And Express Traffic	407
Oregon	Misc Manufacturing Products	Manufactured Prod. Nec	238
Oregon	Misc Manufacturing Products	Sporting Or Athletic Goods	67
Oregon	Misc Manufacturing Products	Matches	67
Oregon	Misc Manufacturing Products	Carbon Paper Or Inked Ribbons	34
Oregon	Misc Manufacturing Products	Signs Or Advertising Displays	22
Oregon	Misc Manufacturing Products	Games Or Toys	2
Oregon	Misc Manufacturing Products	Childrens Vehic Or Parts, Nec	0
Oregon	Misc Manufacturing Products	Furs Dressed Or Dyed	0
Oregon	Nonmetallic Minerals	Gravel Or Sand	19,604
Oregon	Petroleum Or Coal Products	Petroleum Refining Products	3,336
Oregon	Primary Metal Products	Iron Or Steel Forgings	3,970
Oregon	Primary Metal Products	Aluminum Or Alloy Basic Shapes	0
Oregon	Primary Metal Products	Misc Nonferrous Basic Shapes	0
Oregon	Primary Metal Products	Misc Nonferrous Castings	0
Oregon	Printed Matter	Manifold Business Forms	5,654
Oregon	Printed Matter	Books	2,753
Oregon	Printed Matter	Svc Indus For Print Trades	2,190
Oregon	Printed Matter	Periodicals	1,977
Oregon	Printed Matter	Misc Printed Matter	1,143
Oregon	Printed Matter	Newspapers	235
Oregon	Printed Matter	Greeting Cards, Seals, Etc.	1
Oregon	Pulp, Paper Or Allied Products	Sanitary Paper Products	181
Oregon	Pulp, Paper Or Allied Products	Containers Or Boxes, Paper	149
Oregon	Pulp, Paper Or Allied Products	Paper Bags	46
Oregon	Pulp, Paper Or Allied Products	Fibre Cans, Drums Or Tubes	12
Oregon	Rubber Or Misc Plastics	Misc Plastic Products	710
Oregon	Rubber Or Misc Plastics	Rubber Or Misc Plastics	18
Oregon	Rubber Or Misc Plastics	Misc Fabricated Products	9
Oregon	Rubber Or Misc Plastics	Rub Or Plas Hose Or Belting	0
Oregon	Secondary Traffic	Warehouse & Distribution Cente	9,089
Oregon	Textile Mill Products	Cordage Or Twine	14,060
Oregon	Textile Mill Products	Knit Fabrics	46
Oregon	Transportation Equipment	Motor Vehicles	40
Oregon	Transportation Equipment	Motor Vehicle Parts Or Accessori	11
Oregon	Transportation Equipment	Truck Trailers	6
Oregon	Transportation Equipment	Locomotives Or Parts	1
Oregon	Transportation Equipment	Aircraft	1
Oregon	Transportation Equipment	Misc Aircraft Parts	0
Oregon	Transportation Equipment	Motor Bus Or Truck Bodies	0
Oregon	Waste Or Scrap Materials	Paper Waste Or Scrap	2,540
Rest Of Ca	Apparel Or Related Products	Womens Or Childrens Clothing	389
Rest Of Ca	Apparel Or Related Products	Mens Or Boys Clothing	21
Rest Of Ca	Apparel Or Related Products	Textile Housefurnishings	1
Rest Of Ca	Apparel Or Related Products	Misc Fabricated Textile Products	0
Rest Of Ca	Apparel Or Related Products	Textile Bags	0
Rest Of Ca	Apparel Or Related Products	Caps Or Hats Or Hat Bodies	0
Rest Of Ca	Apparel Or Related Products	Curtains Or Draperies	0
Rest Of Ca	Apparel Or Related Products	Leather Clothing	0
Rest Of Ca	Apparel Or Related Products	Apparel Belts	0
Rest Of Ca	Apparel Or Related Products	Apparel, Nec	0
Rest Of Ca	Chemicals Or Allied Products	Potassium Or Sodium Compoun	31,990
Rest Of Ca	Chemicals Or Allied Products	Fertilizers	11,522
Rest Of Ca	Chemicals Or Allied Products	Misc Indus Inorganic Chemicals	375
Rest Of Ca	Chemicals Or Allied Products	Paints, Lacquers, Etc.	200
Rest Of Ca	Chemicals Or Allied Products	Drugs	130
Rest Of Ca	Chemicals Or Allied Products	Adhesives	75
Rest Of Ca	Chemicals Or Allied Products	Chemical Preparations, Nec	25
Rest Of Ca	Chemicals Or Allied Products	Cyclic Intermediates Or Dyes	24
Rest Of Ca	Chemicals Or Allied Products	Misc Industrial Organic Chemical	9
Rest Of Ca	Chemicals Or Allied Products	Crude Prod Of Coal Gas, Petrolei	5
Rest Of Ca	Chemicals Or Allied Products	Cosmetics, Perfumes, Etc.	5
Rest Of Ca	Clay, Concrete, Glass Or Stone	Ready-Mix Concrete, Wet	77,295
Rest Of Ca	Clay, Concrete, Glass Or Stone	Portland Cement	25,351
Rest Of Ca	Clay, Concrete, Glass Or Stone	Concrete Products	16,541

1995 Nevada Inbound Freight: Commodity Detail

Origin	2 Digit Commodity Group	Commodity Detail	Tons In
New England	Electrical Equipment	Misc Electrical Industrial Equip	1
New England	Electrical Equipment	Welding Apparatus	1
New England	Electrical Equipment	Industrial Controls Or Parts	1
New England	Electrical Equipment	Solid State Semiconductors	0
New England	Electrical Equipment	Phonograph Records	0
New England	Electrical Equipment	Electric Measuring Instrmts	0
New England	Electrical Equipment	Motors Or Generators	0
New England	Fabricated Metal Products	Edgng Or Hand Tools	2,364
New England	Fabricated Metal Products	Fabricated Metal Products, Nec	1,249
New England	Fabricated Metal Products	Valves Or Pipe Fittings	120
New England	Fabricated Metal Products	Sheet Metal Products	60
New England	Fabricated Metal Products	Metal Sides Or Vaults	30
New England	Fabricated Metal Products	Misc Hardware	18
New England	Fabricated Metal Products	Metal Sanitary Ware	15
New England	Fabricated Metal Products	Builders Or Cabinet Hardware	8
New England	Fabricated Metal Products	Bolts, Nuts, Screws, Etc.	8
New England	Fabricated Metal Products	Fabricated Metal Products	7
New England	Fabricated Metal Products	Metal Stampings	4
New England	Fabricated Metal Products	Fabricated Plate Products	3
New England	Fabricated Metal Products	Heating Equip, Not Electrical	3
New England	Fabricated Metal Products	Plumbing Fixtures	2
New England	Fabricated Metal Products	Architectural Metal Work	1
New England	Fabricated Metal Products	Cutlery, Not Electrical	1
New England	Fabricated Metal Products	Misc Fabricated Wire Products	1
New England	Fabricated Metal Products	Metal Shipping Containers	0
New England	Fabricated Metal Products	Metal Cans	0
New England	Fabricated Metal Products	Steel Springs	0
New England	Food Or Kindred Products	Soft Drinks Or Mineral Water	1,593
New England	Food Or Kindred Products	Condensed, Evap Or Dry Milk	85
New England	Food Or Kindred Products	Food Or Kindred Products	28
New England	Food Or Kindred Products	Misc Food Preparations, Nec	13
New England	Food Or Kindred Products	Misc Flavoring Extracts	11
New England	Food Or Kindred Products	Candy Or Other Confectionery	1
New England	Food Or Kindred Products	Prepared Or Canned Feed	0
New England	Food Or Kindred Products	Wine, Brandy Or Brandy Spirit	0
New England	Food Or Kindred Products	Distilled Or Blended Liquors	0
New England	Food Or Kindred Products	Pickled Fruits Or Vegetables	0
New England	Food Or Kindred Products	Canned Fruits, Vegetables, Etc.	0
New England	Food Or Kindred Products	Processed Fish Products	0
New England	Food Or Kindred Products	Animal By-Prod, Inedible	0
New England	Food Or Kindred Products	Dehyd Or Dried Fruit Or Veg	0
New England	Fresh Fish Or Marine Products	Marine Products	110
New England	Furniture Or Fixtures	Wood Lockers, Partitions, Etc.	249
New England	Furniture Or Fixtures	Public Building Or Related Furni	33
New England	Furniture Or Fixtures	Benches Chairs, Stools	25
New England	Furniture Or Fixtures	Furniture Or Fixtures, Nec	15
New England	Furniture Or Fixtures	Tables Or Desks	15
New England	Furniture Or Fixtures	Furniture Or Fixtures	14
New England	Furniture Or Fixtures	Sofas, Couches, Etc.	7
New England	Furniture Or Fixtures	Beds, Dressers, Chests, Etc.	6
New England	Furniture Or Fixtures	Household Or Office Furn. Nec	4
New England	Furniture Or Fixtures	Cabinets Or Cases	3
New England	Furniture Or Fixtures	Buffets, China Closets, Etc.	1
New England	Furniture Or Fixtures	Metal Lockers, Partitions, Etc.	1
New England	Furniture Or Fixtures	Childrens Furniture	1
New England	Furniture Or Fixtures	Bedsprings Or Mattresses	1
New England	Furniture Or Fixtures	Venetian Blinds, Shades, Etc.	0
New England	Instrum. Photo Equip. Optical E	Mech Measuring Or Control Equi	168
New England	Instrum. Photo Equip. Optical E	Engrg. Lab Or Scientific Equipm	70
New England	Instrum. Photo Equip. Optical E	Orthopedic Or Prosthetic Suppli	81
New England	Instrum. Photo Equip. Optical E	Photographic Equip Or Supplies	36
New England	Instrum. Photo Equip. Optical E	Surgical Or Medical Instruments	11
New England	Instrum. Photo Equip. Optical E	Automatic Temperature Controls	3
New England	Instrum. Photo Equip. Optical E	Dental Equipment Or Supplies	2
New England	Instrum. Photo Equip. Optical E	Ophthalmic Or Opticians Goods	1
New England	Leather Or Leather Products	Leather Footwear	266
New England	Leather Or Leather Products	Leather Luggage Or Handbags	161
New England	Leather Or Leather Products	Leather Goods, Nec	7
New England	Lumber Or Wood Products	Misc Wood Products	3,549
New England	Lumber Or Wood Products	Lumber Or Wood Products	49
New England	Lumber Or Wood Products	Plywood Or Veneer	22
New England	Lumber Or Wood Products	Lumber Or Dimension Stock	5
New England	Lumber Or Wood Products	Wood Prod. Nec	0
New England	Lumber Or Wood Products	Wooden Ware Or Flatware	0
New England	Lumber Or Wood Products	Millwork Or Cabinetwork	0
New England	Lumber Or Wood Products	Cork Products	0
New England	Machinery	Electronic Data Proc Equipment	534
New England	Machinery	Typewriters Or Parts	105
New England	Machinery	Machine Tool Accessories	78
New England	Machinery	Ball Or Roller Bearings	57
New England	Machinery	Machine Tools, Metal Cutting	28
New England	Machinery	Constr Machinery Or Equipment	24
New England	Machinery	Machinery	18
New England	Machinery	Misc General Industrial	13
New England	Machinery	Industrial Pumps	15
New England	Machinery	Misc Service Industry Machinery	14
New England	Machinery	Refrigeration Machinery	9
New England	Machinery	Industrial Process Furnaces	5
New England	Machinery	Industrial Trucks, Etc.	4
New England	Machinery	Misc Special Industry Mach	3
New England	Machinery	Ventilating Equipment	1
New England	Machinery	Metalworking Machinery	1
New England	Machinery	Farm Machinery Or Equipment	1

1995 Nevada Outbound Freight: Commodity Detail

Destination	2 Digit Commodity Group	Commodity Detail	Tons Out
Rest Of Ca	Clay, Concrete, Glass Or Stone	Gypsum Products	13 163
Rest Of Ca	Clay, Concrete, Glass Or Stone	Clay Brick Or Tile	6 933
Rest Of Ca	Clay, Concrete, Glass Or Stone	Lime Or Lime Plaster	1 148
Rest Of Ca	Clay, Concrete, Glass Or Stone	Cut Stone Or Stone Products	214
Rest Of Ca	Clay, Concrete, Glass Or Stone	Flat Glass	2
Rest Of Ca	Electrical Equipment	Lighting Fixtures	61
Rest Of Ca	Electrical Equipment	Misc Electronic Components	5
Rest Of Ca	Electrical Equipment	Noncurrent Wiring Devices	4
Rest Of Ca	Electrical Equipment	Carbon Prod For Electric Uses	3
Rest Of Ca	Electrical Equipment	Electric Lamps	3
Rest Of Ca	Electrical Equipment	Radio Or Tv Receiving Sets	2
Rest Of Ca	Electrical Equipment	Motors Or Generators	2
Rest Of Ca	Electrical Equipment	Storage Batteries Or Plates	1
Rest Of Ca	Electrical Equipment	Electrical Equipment, Nec	1
Rest Of Ca	Electrical Equipment	Industrial Controls Or Parts	1
Rest Of Ca	Electrical Equipment	Welding Apparatus	1
Rest Of Ca	Electrical Equipment	Solid State Semiconductors	1
Rest Of Ca	Electrical Equipment	Current Carrying Wiring Equipm	1
Rest Of Ca	Electrical Equipment	Electronic Tubes	1
Rest Of Ca	Electrical Equipment	Elec Eq For Intern Comb Engine	0
Rest Of Ca	Electrical Equipment	Misc Electrical Industrial Equipm	0
Rest Of Ca	Electrical Equipment	X-Ray Equipment	0
Rest Of Ca	Fabricated Metal Products	Architectural Metal Work	1 461
Rest Of Ca	Fabricated Metal Products	Misc Hardware	280
Rest Of Ca	Fabricated Metal Products	Builders Or Cabinet Hardware	122
Rest Of Ca	Fabricated Metal Products	Sheet Metal Products	112
Rest Of Ca	Fabricated Metal Products	Fabricated Structural Metal Prod	49
Rest Of Ca	Fabricated Metal Products	Fabricated Metal Products, Nec	12
Rest Of Ca	Fabricated Metal Products	Misc Metal Work	4
Rest Of Ca	Fabricated Metal Products	Metal Doors, Sash, Etc	2
Rest Of Ca	Fabricated Metal Products	Fabricated Plate Products	1
Rest Of Ca	Fabricated Metal Products	Cutlery Not Electrical	0
Rest Of Ca	Fabricated Metal Products	Metal Safes Or Vaults	0
Rest Of Ca	Farm Products	Misc Field Crops	8 038
Rest Of Ca	Food Or Kindred Products	Prepared Or Canned Feed	13 313
Rest Of Ca	Food Or Kindred Products	Ice, Natural Or Manufactured	8 507
Rest Of Ca	Food Or Kindred Products	Distilled Or Blended Liquors	1 145
Rest Of Ca	Food Or Kindred Products	Ice Cream Or Rel Froz Desserts	564
Rest Of Ca	Food Or Kindred Products	Pickled Fruits Or Vegetables	424
Rest Of Ca	Food Or Kindred Products	Misc Food Preparations, Nec	303
Rest Of Ca	Food Or Kindred Products	Bread Or Other Bakery Prod	216
Rest Of Ca	Food Or Kindred Products	Marine Fats Or Oils	143
Rest Of Ca	Food Or Kindred Products	Meat, Fresh Or Chilled	127
Rest Of Ca	Food Or Kindred Products	Food Or Kindred Products	93
Rest Of Ca	Food Or Kindred Products	Animal By-Prod, Inedible	69
Rest Of Ca	Food Or Kindred Products	Cereal Preparations	18
Rest Of Ca	Food Or Kindred Products	Meat, Fresh Frozen	9
Rest Of Ca	Furniture Or Fixtures	Furniture Or Fixtures, Nec	15
Rest Of Ca	Furniture Or Fixtures	Household Or Office Furn, Nec	1
Rest Of Ca	Furniture Or Fixtures	Tables Or Desks	1
Rest Of Ca	Furniture Or Fixtures	Benches, Chairs, Stools	1
Rest Of Ca	Furniture Or Fixtures	Beds, Dressers, Chests, Etc	0
Rest Of Ca	Furniture Or Fixtures	Cabinets Or Cases	0
Rest Of Ca	Furniture Or Fixtures	Buffets, China Closets, Etc	0
Rest Of Ca	Furniture Or Fixtures	Childrens Furniture	0
Rest Of Ca	Furniture Or Fixtures	Sofas, Couches, Etc	0
Rest Of Ca	Instrum, Photo Equip, Optical E	Orthopedic Or Prosthetic Suppli	26
Rest Of Ca	Instrum, Photo Equip, Optical E	Engng, Lab Or Scientific Equipm	11
Rest Of Ca	Instrum, Photo Equip, Optical E	Mech Measuring Or Control Equip	1
Rest Of Ca	Lumber Or Wood Products	Primary Forest Materials	2 808
Rest Of Ca	Lumber Or Wood Products	Lumber Or Dimension Stock	1 327
Rest Of Ca	Lumber Or Wood Products	Structural Wood Prod, Nec	475
Rest Of Ca	Lumber Or Wood Products	Kitchen Cabinets, Wood	200
Rest Of Ca	Lumber Or Wood Products	Millwork Or Cabinetwork	19
Rest Of Ca	Lumber Or Wood Products	Wood Cont, Or Box Shooks	2
Rest Of Ca	Lumber Or Wood Products	Misc Sawmill Or Planing Mill	0
Rest Of Ca	Lumber Or Wood Products	Prefab Wood Buildings	0
Rest Of Ca	Machinery	Misc General Industrial	21
Rest Of Ca	Machinery	Industrial Pumps	20
Rest Of Ca	Machinery	Misc Machinery Or Parts	18
Rest Of Ca	Machinery	Mech Power Transmission Equip	3
Rest Of Ca	Machinery	Ball Or Roller Bearings	2
Rest Of Ca	Machinery	Ventilating Equipment	2
Rest Of Ca	Machinery	Industrial Process Furnaces	2
Rest Of Ca	Machinery	Constr Machinery Or Equipment	1
Rest Of Ca	Machinery	Carburetors, Pistons, Etc	1
Rest Of Ca	Machinery	Elevators Or Escalators	0
Rest Of Ca	Mail Or Contract Traffic	Mail And Express Traffic	348
Rest Of Ca	Misc Manufacturing Products	Manufactured Prod, Nec	2 458
Rest Of Ca	Misc Manufacturing Products	Matches	690
Rest Of Ca	Misc Manufacturing Products	Signs Or Advertising Displays	480
Rest Of Ca	Misc Manufacturing Products	Sporting Or Athletic Goods	24
Rest Of Ca	Misc Manufacturing Products	Furs, Dressed Or Dyed	3
Rest Of Ca	Nonmetallic Minerals	Gravel Or Sand	146 472
Rest Of Ca	Nonmetallic Minerals	Misc Nonmetallic Minerals, Nec	40 928
Rest Of Ca	Ordnance Or Accessories	Chem Or Fertilizer Miners Crude	4 000
Rest Of Ca	Ordnance Or Accessories	Ammo Or Related Parts, Nec	2 480
Rest Of Ca	Petroleum Or Coal Products	Petroleum Refining Products	1 420
Rest Of Ca	Primary Metal Products	Misc Prim Nonferri Smelter Produ	612
Rest Of Ca	Primary Metal Products	Primary Metal Products, Nec	524
Rest Of Ca	Primary Metal Products	Iron Or Steel Forgings	167
Rest Of Ca	Primary Metal Products	Primary Copper Smelter Product	18
Rest Of Ca	Primary Metal Products	Nonferrous Wire	1
Rest Of Ca	Primary Metal Products	Aluminum Or Alloy Basic Shapes	0

1995 Nevada Inbound Freight: Commodity Detail

Origin	2 Digit Commodity Group	Commodity Detail	Tons In
New England	Machinery	Misc Machinery Or Parts	1
New England	Machinery	Mech Power Transmission Equip	1
New England	Machinery	Special Dies, Tools, Jigs Etc	0
New England	Machinery	Printing Trades Machinery	0
New England	Machinery	Machine Tools, Metal Forming	0
New England	Machinery	Food Prod Machinery	0
New England	Machinery	Mining Machinery Or Parts	0
New England	Machinery	Carburetors, Pistons, Etc	0
New England	Machinery	Elevators Or Escalators	0
New England	Machinery	Scales Or Balances	0
New England	Mail Or Contract Traffic	Mail And Express Traffic	180
New England	Misc Manufacturing Products	Sporting Or Athletic Goods	3 424
New England	Misc Manufacturing Products	Manufactured Prod, Nec	1 329
New England	Misc Manufacturing Products	Matches	369
New England	Misc Manufacturing Products	Pencils, Crayons, Or Artists Mate	238
New England	Misc Manufacturing Products	Games Or Toys	67
New England	Misc Manufacturing Products	Signs Or Advertising Displays	38
New England	Misc Manufacturing Products	Childrens Vehic Or Parts, Nec	13
New England	Misc Manufacturing Products	Jewelry, Precious Metal, Etc	9
New England	Misc Manufacturing Products	Silverware Or Plated Ware	2
New England	Misc Manufacturing Products	Brooms, Brushes, Etc	2
New England	Misc Manufacturing Products	Furs, Dressed Or Dyed	2
New England	Misc Manufacturing Products	Linoleum Or Other Coverings	1
New England	Misc Manufacturing Products	Costume Jewelry Or Novelties	0
New England	Misc Manufacturing Products	Musical Instruments Or Parts	0
New England	Misc Mixed Shipments	Fak Shipments	2 120
New England	Ordnance Or Accessories	Small Arms, 30mm Or Less	1
New England	Ordnance Or Accessories	Ammo Or Related Parts, Nec	0
New England	Petroleum Or Coal Products	Asphalt Paving Blocks Or Mix	50
New England	Petroleum Or Coal Products	Asphalt Coatings Or Fall	2
New England	Petroleum Or Coal Products	Misc Coal Or Petroleum Product	1
New England	Primary Metal Products	Nonferrous Wire	162
New England	Primary Metal Products	Primary Metal Products	61
New England	Primary Metal Products	Iron Or Steel Castings	42
New England	Primary Metal Products	Primary Iron Or Steel Products	40
New England	Primary Metal Products	Misc Nonferrous Castings	18
New England	Primary Metal Products	Blast Furnace Or Coke	6
New England	Primary Metal Products	Aluminum Or Alloy Basic Shape	0
New England	Primary Metal Products	Steel Wire, Nails Or Sokes	0
New England	Primary Metal Products	Primary Metal Products, Nec	0
New England	Primary Metal Products	Primary Copper Smelter Product	0
New England	Primary Metal Products	Nonferrous Metal Forgings	0
New England	Printed Matter	Newspapers	2 022
New England	Printed Matter	Books	890
New England	Printed Matter	Misc Printed Matter	33
New England	Printed Matter	Printed Matter	34
New England	Printed Matter	Printing Cards, Seals, Etc	7
New England	Printed Matter	Svc Indus For Print Trades	7
New England	Printed Matter	Manifold Business Forms	2
New England	Printed Matter	Blankbook, Loose Leaf Binder	0
New England	Pulp, Paper Or Allied Products	Paper	24 258
New England	Pulp, Paper Or Allied Products	Misc Converted Paper Products	7 482
New England	Pulp, Paper Or Allied Products	Containers Or Boxes, Paper	439
New England	Pulp, Paper Or Allied Products	Pulp Paper Or Allied Products	50
New England	Pulp, Paper Or Allied Products	Fibre Cans, Drums Or Tubes	34
New England	Pulp, Paper Or Allied Products	Die-Cut Paper Or Prod Product	19
New England	Pulp, Paper Or Allied Products	Fiber, Paper Or Pulpboard	7
New England	Pulp, Paper Or Allied Products	Paper Bags	5
New England	Pulp, Paper Or Allied Products	Envelopes	3
New England	Pulp, Paper Or Allied Products	Sanitary Food Containers	3
New England	Rubber Or Misc Plastics	Misc Plastic Products	2 096
New England	Rubber Or Misc Plastics	Misc Fabricated Products	7
New England	Rubber Or Misc Plastics	Rub Or Plas Hose Or Belting	2
New England	Rubber Or Misc Plastics	Tires Or Inner Tubes	1
New England	Secondary Traffic	Warehouse & Distribution Centel	1 637
New England	Textile Mill Products	Knit Fabrics	350
New England	Textile Mill Products	Narrow Fabrics	30
New England	Textile Mill Products	Textile Goods, Nec	21
New England	Textile Mill Products	Man-Made Or Glass Woven Fib	12
New England	Textile Mill Products	Wool Broad-Woven Fabrics	11
New England	Textile Mill Products	Cotton Broad-Woven Fabrics	8
New England	Textile Mill Products	Coated Or Imprinted Fabric	4
New England	Textile Mill Products	Wool Or Mohair	2
New England	Textile Mill Products	Woven Carpets, Mats Or Rugs	1
New England	Textile Mill Products	Cordage Or Twine	1
New England	Transportation Equipment	Motor Vehicle Parts Or Access	20
New England	Transportation Equipment	Motor Vehicles	5
New England	Transportation Equipment	Misc Aircraft Parts	3
New England	Transportation Equipment	Aircraft Or Missile Engines	1
New England	Transportation Equipment	Aircraft	1
New England	Transportation Equipment	Truck Trailers	1
New England	Transportation Equipment	Ships Or Boats	0
New England	Transportation Equipment	Motor Bus Or Truck Bodies	0
New England	Transportation Equipment	Aircraft Propellers Or Parts	0
Northern Prairie	Apparel Or Related Products	Fur Goods	23
Northern Prairie	Apparel Or Related Products	Ropes Or Dressing Gowns	22
Northern Prairie	Apparel Or Related Products	Apparel, Nec	17
Northern Prairie	Apparel Or Related Products	Apparel Or Related Products	6
Northern Prairie	Apparel Or Related Products	Apparel Findings	5
Northern Prairie	Apparel Or Related Products	Misc Fabricated Textile Product	4
Northern Prairie	Apparel Or Related Products	Textile Householdings	2
Northern Prairie	Apparel Or Related Products	Canvas Products	0
Northern Prairie	Chemicals Or Allied Products	Adhesives	290
Northern Prairie	Chemicals Or Allied Products	Chemical Preparations, Nec	269

1995 Nevada Outbound Freight: Commodity Detail

1995 Nevada Inbound Freight: Commodity Detail

Destination	2 Digit Commodity Group	Commodity Detail	Tons Out	Origin	2 Digit Commodity Group	Commodity Detail	Tons In
Rest Of Ca	Printed Matter	Manifest Business Forms	1,337	Northern Prairie	Chemicals Or Allied Products	Cyclic Intermediates Or Dyes	39
Rest Of Ca	Printed Matter	Newspapers	579	Northern Prairie	Chemicals Or Allied Products	Fertilizers	34
Rest Of Ca	Printed Matter	Misc Printed Matter	329	Northern Prairie	Chemicals Or Allied Products	Misc Indus Inorganic Chemicals	66
Rest Of Ca	Printed Matter	Greeting Cards, Seals, Etc	0	Northern Prairie	Chemicals Or Allied Products	Crude Prod Of Coal Gas, Petrole	40
Rest Of Ca	Rubber Or Misc Plastics	Misc Plastic Products	725	Northern Prairie	Chemicals Or Allied Products	Plastic Mater Or Synth Fibres	26
Rest Of Ca	Rubber Or Misc Plastics	Rubber Or Misc Plastics	3	Northern Prairie	Chemicals Or Allied Products	Cosmetics, Perfumes, Etc	37
Rest Of Ca	Rubber Or Misc Plastics	Tires Or Inner Tubes	13	Northern Prairie	Chemicals Or Allied Products	Socially Cleaning Preparations	70
Rest Of Ca	Rubber Or Misc Plastics	Misc Fabricated Products	5	Northern Prairie	Chemicals Or Allied Products	Chemicals Or Allied Products	15
Rest Of Ca	Secondary Traffic	Warehouse & Distribution Center	91,573	Northern Prairie	Chemicals Or Allied Products	Potassium Or Sodium Compound	16
Rest Of Ca	Secondary Traffic	Air Freight Dravage	57	Northern Prairie	Chemicals Or Allied Products	Soap Or Other Detergents	11
Rest Of Ca	Textile Mill Products	Corcage Or Twine	3,890	Northern Prairie	Chemicals Or Allied Products	Misc Industrial Organic Chemical	10
Rest Of Ca	Textile Mill Products	Knit Fabrics	18	Northern Prairie	Chemicals Or Allied Products	Paints, Lacquers, Etc	5
Rest Of Ca	Transportation Equipment	Motor Vehicles	35	Northern Prairie	Chemicals Or Allied Products	Drugs	2
Rest Of Ca	Transportation Equipment	Motor Vehicle Parts Or Accessor	12	Northern Prairie	Clay, Concrete, Glass Or Stone	Ready-Mix Concrete, Wet	798
Rest Of Ca	Transportation Equipment	Motor Bus Or Truck Bodies	3	Northern Prairie	Clay, Concrete, Glass Or Stone	Concrete Products	172
Rest Of Ca	Transportation Equipment	Truck Trailers	1	Northern Prairie	Clay, Concrete, Glass Or Stone	Portland Cement	32
Rest Of Ca	Transportation Equipment	Locomotives Or Parts	1	Northern Prairie	Clay, Concrete, Glass Or Stone	Nonmetal Minerals, Processed	59
Rest Of Ca	Transportation Equipment	Ships Or Boats	0	Northern Prairie	Clay, Concrete, Glass Or Stone	Cut Stone Or Stone Products	30
Rest Of Ca	Transportation Equipment	Aircraft	0	Northern Prairie	Clay, Concrete, Glass Or Stone	Lime Or Lime Plaster	27
Rest Of Ca	Transportation Equipment	Misc Aircraft Parts	0	Northern Prairie	Clay, Concrete, Glass Or Stone	Clay, Concrete, Glass Or Stone	27
Rest Of Ca	Transportation Equipment	Aircraft Or Missile Engines	0	Northern Prairie	Clay, Concrete, Glass Or Stone	Flat Glass	9
Sacramento Valley	Apparel Or Related Products	Womens Or Childrens Clothing	219	Northern Prairie	Clay, Concrete, Glass Or Stone	Misc Glassware, Blown Or Press	1
Sacramento Valley	Apparel Or Related Products	Mens Or Boys Clothing	13	Northern Prairie	Clay, Concrete, Glass Or Stone	Refractories	0
Sacramento Valley	Apparel Or Related Products	Misc Fabricated Textile Products	3	Northern Prairie	Electrical Equipment	Storage Batteries Or Plates	1,879
Sacramento Valley	Apparel Or Related Products	Textile Housefurnishings	1	Northern Prairie	Electrical Equipment	Electrical Transformers	36
Sacramento Valley	Apparel Or Related Products	Textile Bags	0	Northern Prairie	Electrical Equipment	Noncurrent Wiring Devices	68
Sacramento Valley	Apparel Or Related Products	Caps Or Hats Or Hat Bodies	0	Northern Prairie	Electrical Equipment	Elec Eq For Intern Comb Engine	48
Sacramento Valley	Apparel Or Related Products	Leather Clothing	0	Northern Prairie	Electrical Equipment	Lighting Fixtures	46
Sacramento Valley	Apparel Or Related Products	Apparel, Nec	0	Northern Prairie	Electrical Equipment	Misc Household Appliances	43
Sacramento Valley	Apparel Or Related Products	Curtains Or Draperies	0	Northern Prairie	Electrical Equipment	Electric Housewares Or Fans	39
Sacramento Valley	Apparel Or Related Products	Apparel Belts	0	Northern Prairie	Electrical Equipment	Misc Electronic Components	30
Sacramento Valley	Chemicals Or Allied Products	Potassium Or Sodium Compound	30,840	Northern Prairie	Electrical Equipment	Electrical Equipment, Nec	24
Sacramento Valley	Chemicals Or Allied Products	Fertilizers	4,015	Northern Prairie	Electrical Equipment	Misc Electrical Industrial Equip	24
Sacramento Valley	Chemicals Or Allied Products	Paints, Lacquers, Etc	115	Northern Prairie	Electrical Equipment	Household Laundry Equipment	20
Sacramento Valley	Chemicals Or Allied Products	Misc Indus Inorganic Chemicals	105	Northern Prairie	Electrical Equipment	Telephones Or Telegraph Equip	19
Sacramento Valley	Chemicals Or Allied Products	Drugs	69	Northern Prairie	Electrical Equipment	Caroon Prod For Electric Uses	13
Sacramento Valley	Chemicals Or Allied Products	Adhesives	48	Northern Prairie	Electrical Equipment	Electrical Equipment	16
Sacramento Valley	Chemicals Or Allied Products	Cyclic Intermediates Or Dyes	18	Northern Prairie	Electrical Equipment	Radio Or Tv Receiving Sets	10
Sacramento Valley	Chemicals Or Allied Products	Chemical Preparations, Nec	12	Northern Prairie	Electrical Equipment	Radio Or Tv Transmitting Equip	5
Sacramento Valley	Chemicals Or Allied Products	Crude Prod Of Coal Gas, Petrole	4	Northern Prairie	Electrical Equipment	Motors Or Generators	7
Sacramento Valley	Chemicals Or Allied Products	Misc Industrial Organic Chemical	3	Northern Prairie	Electrical Equipment	Household Cooking Equipment	3
Sacramento Valley	Clay, Concrete, Glass Or Stone	Portland Cement	79,311	Northern Prairie	Electrical Equipment	Industrial Controls Or Parts	4
Sacramento Valley	Clay, Concrete, Glass Or Stone	Ready-Mix Concrete, Wet	48,499	Northern Prairie	Electrical Equipment	Current Carrying Wiring Equipm	3
Sacramento Valley	Clay, Concrete, Glass Or Stone	Nonmetal Minerals, Processed	13,520	Northern Prairie	Electrical Equipment	Welding Apparatus	2
Sacramento Valley	Clay, Concrete, Glass Or Stone	Gypsum Products	10,687	Northern Prairie	Electrical Equipment	Electric Lamps	1
Sacramento Valley	Clay, Concrete, Glass Or Stone	Concrete Products	8,915	Northern Prairie	Electrical Equipment	Household Vacuum Cleaners	0
Sacramento Valley	Clay, Concrete, Glass Or Stone	Clay Brick Or Tile	3,704	Northern Prairie	Fabricated Metal Products	Misc Metal Work	2,778
Sacramento Valley	Clay, Concrete, Glass Or Stone	Lime Or Lime Plaster	389	Northern Prairie	Fabricated Metal Products	Metal Shipping Containers	525
Sacramento Valley	Clay, Concrete, Glass Or Stone	Flat Glass	2	Northern Prairie	Fabricated Metal Products	Fabricated Metal Products, Nec	401
Sacramento Valley	Electrical Equipment	Lighting Fixtures	28	Northern Prairie	Fabricated Metal Products	Fabricated Structural Metal Pro	185
Sacramento Valley	Electrical Equipment	Carbon Prod For Electric Uses	4	Northern Prairie	Fabricated Metal Products	Metal Stainings	36
Sacramento Valley	Electrical Equipment	Noncurrent Wiring Devices	4	Northern Prairie	Fabricated Metal Products	Valves Or Pipe Fittings	43
Sacramento Valley	Electrical Equipment	Misc Electronic Components	3	Northern Prairie	Fabricated Metal Products	Sheet Metal Products	22
Sacramento Valley	Electrical Equipment	Electric Lamps	2	Northern Prairie	Fabricated Metal Products	Fabricated Metal Products	10
Sacramento Valley	Electrical Equipment	Motors Or Generators	2	Northern Prairie	Fabricated Metal Products	Bolts, Nuts, Screws, Etc	3
Sacramento Valley	Electrical Equipment	Welding Apparatus	1	Northern Prairie	Fabricated Metal Products	Metal Cans	3
Sacramento Valley	Electrical Equipment	Solid State Semiconducts	1	Northern Prairie	Fabricated Metal Products	Misc Fabricated Wire Products	7
Sacramento Valley	Electrical Equipment	Electrical Equipment, Nec	1	Northern Prairie	Fabricated Metal Products	Metal Safes Or Vaults	6
Sacramento Valley	Electrical Equipment	Elec Eq For Intern Comb Engine	1	Northern Prairie	Fabricated Metal Products	Edge Or Hand Tools	4
Sacramento Valley	Electrical Equipment	Electronic Tubes	1	Northern Prairie	Fabricated Metal Products	Metal Doors, Sash, Etc	4
Sacramento Valley	Electrical Equipment	Storage Batteries Or Plates	1	Northern Prairie	Fabricated Metal Products	Heating Equip, Not Electrical	1
Sacramento Valley	Electrical Equipment	Industrial Controls Or Parts	3	Northern Prairie	Fabricated Metal Products	Fabricated Plate Products	1
Sacramento Valley	Electrical Equipment	Misc Electrical Industrial Equipm	0	Northern Prairie	Fabricated Metal Products	Plumbing Fixtures	1
Sacramento Valley	Electrical Equipment	Current Carrying Wiring Equipm	0	Northern Prairie	Fabricated Metal Products	Misc Hardware	0
Sacramento Valley	Electrical Equipment	X-Ray Equipment	0	Northern Prairie	Fabricated Metal Products	Steel Springs	0
Sacramento Valley	Fabricated Metal Products	Architectural Metal Work	926	Northern Prairie	Fabricated Metal Products	Builders Or Cabinet Hardware	0
Sacramento Valley	Fabricated Metal Products	Misc Hardware	207	Northern Prairie	Farm Products	Deccuous Fruits	75
Sacramento Valley	Fabricated Metal Products	Builders Or Cabinet Hardware	90	Northern Prairie	Food Or Kindred Products	Canned Fruits, Vegetables, Etc	32,608
Sacramento Valley	Fabricated Metal Products	Sheet Metal Products	73	Northern Prairie	Food Or Kindred Products	Dandr Or Dried Fruit Or Veg	14,271
Sacramento Valley	Fabricated Metal Products	Fabricated Metal Products, Nec	14	Northern Prairie	Food Or Kindred Products	Canned Specialties	9,210
Sacramento Valley	Fabricated Metal Products	Fabricated Structural Metal Prod	4	Northern Prairie	Food Or Kindred Products	Bread Or Other Bakery Prod	7,143
Sacramento Valley	Fabricated Metal Products	Misc Metal Work	4	Northern Prairie	Food Or Kindred Products	Fresh Fruit, Veg Or Juice	2,106
Sacramento Valley	Fabricated Metal Products	Metal Doors, Sash, Etc	2	Northern Prairie	Food Or Kindred Products	Frozen Specialties	2,943
Sacramento Valley	Fabricated Metal Products	Cutlery, Not Electrical	1	Northern Prairie	Food Or Kindred Products	Processed Fish Products	1,384
Sacramento Valley	Fabricated Metal Products	Metal Safes Or Vaults	0	Northern Prairie	Food Or Kindred Products	Malt Liquors	1,316
Sacramento Valley	Fabricated Metal Products	Fabricated Plate Products	0	Northern Prairie	Food Or Kindred Products	Pickled Fruits Or Vegetables	1,010
Sacramento Valley	Farm Products	Misc, Field Crops	7,978	Northern Prairie	Food Or Kindred Products	Cheese Or Special Dairy Produ	763
Sacramento Valley	Farm Products	Grain	5,556	Northern Prairie	Food Or Kindred Products	Prepared Or Canned Food	29
Sacramento Valley	Food Or Kindred Products	Prepared Or Canned Food	11,088	Northern Prairie	Food Or Kindred Products	Cereal Preparations	9
Sacramento Valley	Food Or Kindred Products	Ice, Natural Or Manufactured	6,972	Northern Prairie	Food Or Kindred Products	Canvy Or Other Confectionery	8
Sacramento Valley	Food Or Kindred Products	Distilled Or Blended Liquors	686	Northern Prairie	Food Or Kindred Products	Misc Food Preparations, Nec	3
Sacramento Valley	Food Or Kindred Products	Ice Cream Or Rel Froz Desserts	424	Northern Prairie	Food Or Kindred Products	Mear Products	3
Sacramento Valley	Food Or Kindred Products	Pickled Fruits Or Vegetables	292	Northern Prairie	Food Or Kindred Products	Biscuits, Crackers Or Pretzels	3
Sacramento Valley	Food Or Kindred Products	Misc Food Preparations, Nec	233	Northern Prairie	Food Or Kindred Products	Sugar, Refined, Cane Or Beet	1
Sacramento Valley	Food Or Kindred Products	Bread Or Other Bakery Prod	123	Northern Prairie	Food Or Kindred Products	Canned Or Cured Sea Foods	1
Sacramento Valley	Food Or Kindred Products	Marine Mts Or Oils	94	Northern Prairie	Food Or Kindred Products	Soft Drinks Or Mineral Water	1
Sacramento Valley	Food Or Kindred Products	Meat, Fresh Or Chilled	24	Northern Prairie	Food Or Kindred Products	Ice Cream Or Rel Froz Desserts	1
Sacramento Valley	Food Or Kindred Products	Animal By-Prod, Inedible	35	Northern Prairie	Fresh Fish Or Marine Products	Fish Hatcheries	36
Sacramento Valley	Food Or Kindred Products	Cereal Preparations	6	Northern Prairie	Fresh Fish Or Marine Products	Marine Products	26
Sacramento Valley	Food Or Kindred Products	Meat, Fresh Frozen	5	Northern Prairie	Furniture Or Fixtures	Metal Lockers, Partitions, Etc	128
Sacramento Valley	Food Or Kindred Products	Wine, Brandy Or Brandy Spirit	1	Northern Prairie	Furniture Or Fixtures	Furniture Or Fixtures, Nec	120
Sacramento Valley	Furniture Or Fixtures	Furniture Or Fixtures, Nec	9	Northern Prairie	Furniture Or Fixtures	Furniture Or Fixtures	80
Sacramento Valley	Furniture Or Fixtures	Public Building Or Related Furnit	1	Northern Prairie	Furniture Or Fixtures	Benches, Chairs, Stools	15
Sacramento Valley	Instrum, Photo Equip, Optical E	Orthopedic Or Prosthetic Suppli	14	Northern Prairie	Furniture Or Fixtures	Tables Or Desks	14

1995 Nevada Outbound Freight: Commodity Detail

Destination	2 Digit Commodity Group	Commodity Detail	Tons Out
Sacramento Valley	Instrum. Photo Equip. Optical E	Engng. Lab Or Scientific Equipm	10
Sacramento Valley	Lumber Or Wood Products	Primary Forest Materials	1,112
Sacramento Valley	Lumber Or Wood Products	Lumber Or Dimension Stock	431
Sacramento Valley	Lumber Or Wood Products	Structural Wood Prod. Nec	15
Sacramento Valley	Machinery	Misc Machinery Or Parts	14
Sacramento Valley	Machinery	Misc General Industrial	11
Sacramento Valley	Machinery	Industrial Pumps	8
Sacramento Valley	Machinery	Ball Or Roller Bearings	3
Sacramento Valley	Machinery	Mech Power Transmission Equip	3
Sacramento Valley	Machinery	Industrial Process Furnaces	2
Sacramento Valley	Machinery	Ventilating Equipment	2
Sacramento Valley	Machinery	Carburetors, Pistons, Etc.	1
Sacramento Valley	Machinery	Refrigeration Machinery	0
Sacramento Valley	Machinery	Metaworking Machinery	0
Sacramento Valley	Machinery	Food Prod Machinery	0
Sacramento Valley	Mail Or Contract Traffic	Mail And Express Traffic	156
Sacramento Valley	Misc Manufacturing Products	Manufactured Prod. Nec	965
Sacramento Valley	Misc Manufacturing Products	Signs Or Advertising Displays	366
Sacramento Valley	Misc Manufacturing Products	Matches	271
Sacramento Valley	Misc Manufacturing Products	Furs, Dressed Or Dyed	1
Sacramento Valley	Misc Mixed Shipments	Fak Shipments	400
Sacramento Valley	Nonmetallic Minerals	Gravel Or Sand	95,584
Sacramento Valley	Petroleum Or Coal Products	Petroleum Refining Products	526
Sacramento Valley	Primary Metal Products	Primary Metal Products, Nec	109
Sacramento Valley	Primary Metal Products	Misc Prim Nonferr Smelter/Produ	91
Sacramento Valley	Primary Metal Products	Iron Or Steel Forgings	4
Sacramento Valley	Primary Metal Products	Aluminum Or Alloy Basic Shapes	0
Sacramento Valley	Printed Matter	Manifold Business Forms	726
Sacramento Valley	Printed Matter	Misc Printed Matter	149
Sacramento Valley	Printed Matter	Newspapers	128
Sacramento Valley	Printed Matter	Printed Matter	15
Sacramento Valley	Printed Matter	Greeting Cards, Seals, Etc.	0
Sacramento Valley	Pulp, Paper Or Allied Products	Containers Or Boxes, Paper	20
Sacramento Valley	Rubber Or Misc Plastics	Misc Plastic Products	374
Sacramento Valley	Rubber Or Misc Plastics	Misc Fabricated Products	5
Sacramento Valley	Secondary Traffic	Warehouse & Distribution Cente	86,577
Sacramento Valley	Secondary Traffic	Rail Intermodal Dravage	50,690
Sacramento Valley	Secondary Traffic	Air Freight Dravage	10,893
Sacramento Valley	Textile Mill Products	Cordage Or Twine	1,994
Sacramento Valley	Textile Mill Products	Knit Fabrics	10
Sacramento Valley	Transportation Equipment	Motor Vehicles	46
Sacramento Valley	Transportation Equipment	Motor Vehicle Parts Or Accessor	11
Sacramento Valley	Transportation Equipment	Motor Bus Or Truck Bodies	3
Sacramento Valley	Transportation Equipment	Locomotives Or Parts	1
Sacramento Valley	Transportation Equipment	Aircraft Or Missile Engines	0
Sacramento Valley	Transportation Equipment	Aircraft	0
Sacramento Valley	Transportation Equipment	Truck Trailers	0
Sacramento Valley	Transportation Equipment	Misc Aircraft Parts	0
Sacramento Valley	Waste Or Scrap Materials	Asnes	8,040
San Francisco/O	Apparel Or Related Products	Womens Or Childrens Clothing	528
San Francisco/O	Apparel Or Related Products	Mens Or Boys Clothing	38
San Francisco/O	Apparel Or Related Products	Textile Housefurnishings	4
San Francisco/O	Apparel Or Related Products	Canvas Products	2
San Francisco/O	Apparel Or Related Products	Textile Bags	1
San Francisco/O	Apparel Or Related Products	Misc Fabricated Textile Products	1
San Francisco/O	Apparel Or Related Products	Caps Or Hats Or Hat Bodies	1
San Francisco/O	Apparel Or Related Products	Leather Clothing	0
San Francisco/O	Apparel Or Related Products	Curtains Or Draperies	0
San Francisco/O	Apparel Or Related Products	Apparel Belts	0
San Francisco/O	Apparel Or Related Products	Apparel, Nec	0
San Francisco/O	Apparel Or Related Products	Textile Prod, Pleated, Etc.	0
San Francisco/O	Chemicals Or Allied Products	Potassium Or Sodium Compound	35,520
San Francisco/O	Chemicals Or Allied Products	Misc Inqns Inorganic Chemicals	1,165
San Francisco/O	Chemicals Or Allied Products	Paints, Lacquers, Etc.	864
San Francisco/O	Chemicals Or Allied Products	Drugs	253
San Francisco/O	Chemicals Or Allied Products	Adhesives	205
San Francisco/O	Chemicals Or Allied Products	Cyclic Intermediates Or Dyes	175
San Francisco/O	Chemicals Or Allied Products	Fertilizers	159
San Francisco/O	Chemicals Or Allied Products	Chemical Preparations, Nec	94
San Francisco/O	Chemicals Or Allied Products	Crude Prod Of Coal Gas, Petrole	45
San Francisco/O	Chemicals Or Allied Products	Chemicals Or Allied Products	13
San Francisco/O	Chemicals Or Allied Products	Misc Industrial Organic Chemical	11
San Francisco/O	Chemicals Or Allied Products	Cosmetics, Perfumes, Etc.	0
San Francisco/O	Chemicals Or Allied Products	Printing Ink	0
San Francisco/O	Chemicals Or Allied Products	Misc Agricultural Chemicals	0
San Francisco/O	Clay, Concrete, Glass Or Stone	Gypsum Products	228,701
San Francisco/O	Clay, Concrete, Glass Or Stone	Ready-Mix Concrete, Wet	123,166
San Francisco/O	Clay, Concrete, Glass Or Stone	Portland Cement	62,942
San Francisco/O	Clay, Concrete, Glass Or Stone	Concrete Products	28,147
San Francisco/O	Clay, Concrete, Glass Or Stone	Clay Brick Or Tile	11,549
San Francisco/O	Clay, Concrete, Glass Or Stone	Lime Or Lime Plaster	1,830
San Francisco/O	Clay, Concrete, Glass Or Stone	Cut Stone Or Stone Products	480
San Francisco/O	Clay, Concrete, Glass Or Stone	Misc Glassware Blown Or Press	215
San Francisco/O	Clay, Concrete, Glass Or Stone	Glass Containers	185
San Francisco/O	Clay, Concrete, Glass Or Stone	Nonmetallic Minerals, Processed	59
San Francisco/O	Clay, Concrete, Glass Or Stone	Refractories	40
San Francisco/O	Clay, Concrete, Glass Or Stone	Flat Glass	10
San Francisco/O	Electrical Equipment	Lighting Fixtures	94
San Francisco/O	Electrical Equipment	Motors Or Generators	48
San Francisco/O	Electrical Equipment	Noncurrent Wiring Devices	30
San Francisco/O	Electrical Equipment	Misc Electronic Components	25
San Francisco/O	Electrical Equipment	Carbon Prod For Electric Uses	15
San Francisco/O	Electrical Equipment	Electric Lamps	0
San Francisco/O	Electrical Equipment	Solid State Semiconducts	5

1995 Nevada Inbound Freight: Commodity Detail

Origin	2 Digit Commodity Group	Commodity Detail	Tons In
Northern Prairie	Furniture Or Fixtures	Public Building Or Related Furni	9
Northern Prairie	Furniture Or Fixtures	Household Or Office Furn, Nec	9
Northern Prairie	Furniture Or Fixtures	Beds, Dressers, Chests, Etc	5
Northern Prairie	Furniture Or Fixtures	Wood Lockers, Partitions, Etc.	4
Northern Prairie	Furniture Or Fixtures	Cabinets Or Cases	3
Northern Prairie	Furniture Or Fixtures	Bedspreads Or Mattresses	1
Northern Prairie	Furniture Or Fixtures	Buffets, China Closets, Etc	1
Northern Prairie	Furniture Or Fixtures	Sofas, Couches, Etc	1
Northern Prairie	Furniture Or Fixtures	Childrens Furniture	1
Northern Prairie	Instrum. Photo Equip. Optical E	Orthopedic Or Prosthetic Suppl	113
Northern Prairie	Instrum. Photo Equip. Optical E	Surgical Or Medical Instruments	101
Northern Prairie	Instrum. Photo Equip. Optical E	Photographic Equip Or Supplies	26
Northern Prairie	Instrum. Photo Equip. Optical E	Automatic Temperature Controls	25
Northern Prairie	Instrum. Photo Equip. Optical E	Mech Measuring Or Control Equi	4
Northern Prairie	Instrum. Photo Equip. Optical E	Engng. Lab Or Scientific Equipm	0
Northern Prairie	Leather Or Leather Products	Industrial Leather Belting	14
Northern Prairie	Leather Or Leather Products	Leather Footwear	4
Northern Prairie	Lumber Or Wood Products	Misc Wood Products	9,502
Northern Prairie	Lumber Or Wood Products	Primary Forest Materials	2,705
Northern Prairie	Lumber Or Wood Products	Lumber Or Dimension Stock	1,383
Northern Prairie	Lumber Or Wood Products	Treated Wood Products	524
Northern Prairie	Lumber Or Wood Products	Wood Prod. Nec	318
Northern Prairie	Lumber Or Wood Products	Prefab Wood Buildings	70
Northern Prairie	Lumber Or Wood Products	Wooden Ware Or Flatware	28
Northern Prairie	Lumber Or Wood Products	Lumber Or Wood Products	28
Northern Prairie	Lumber Or Wood Products	Millwork Or Cabinetwork	5
Northern Prairie	Lumber Or Wood Products	Cark Products	3
Northern Prairie	Lumber Or Wood Products	Kitchen Cabinets, Wood	3
Northern Prairie	Lumber Or Wood Products	Structural Wood Prod. Nec	2
Northern Prairie	Lumber Or Wood Products	Wood Cont. Or Box Shocks	0
Northern Prairie	Machinery	Misc Internal Combustion Engr	991
Northern Prairie	Machinery	Farm Machinery Or Equipment	181
Northern Prairie	Machinery	Electronic Data Proc Equipment	178
Northern Prairie	Machinery	Misc General Industrial	123
Northern Prairie	Machinery	Industrial Pumps	117
Northern Prairie	Machinery	Constr Machinery Or Equipment	102
Northern Prairie	Machinery	Conveyors Or Parts	84
Northern Prairie	Machinery	Refrigeration Machinery	62
Northern Prairie	Machinery	Misc Service Industry Machinery	59
Northern Prairie	Machinery	Ventilating Equipment	34
Northern Prairie	Machinery	Industrial Trucks, Etc.	28
Northern Prairie	Machinery	Machinery	21
Northern Prairie	Machinery	Misc Machinery Or Parts	19
Northern Prairie	Machinery	Special Dies, Tools, Jigs, Etc.	15
Northern Prairie	Machinery	Elevators Or Escalators	14
Northern Prairie	Machinery	Oil Field Machinery Or Equiome	13
Northern Prairie	Machinery	Automatic Merchandising Machi	11
Northern Prairie	Machinery	Industrial Process Furnaces	9
Northern Prairie	Machinery	Typewriters Or Parts	8
Northern Prairie	Machinery	Metaworking Machinery	8
Northern Prairie	Machinery	Machine Tools, Metal Cutting	6
Northern Prairie	Machinery	Misc Special Industry Mach	6
Northern Prairie	Machinery	Mining Machinery Or Parts	3
Northern Prairie	Machinery	Printing Trades Machinery	3
Northern Prairie	Machinery	Ball Or Roller Bearings	3
Northern Prairie	Machinery	Mech Power Transmission Equi	2
Northern Prairie	Machinery	Woodworking Machinery	2
Northern Prairie	Machinery	Food Prod Machinery	1
Northern Prairie	Machinery	Machine Tool Accessories	1
Northern Prairie	Machinery	Paper Industries Machinery	1
Northern Prairie	Machinery	Hoists, Industr Cranes, Etc.	1
Northern Prairie	Machinery	Machine Tools, Metal Forming	1
Northern Prairie	Machinery	Carburetors, Pistons, Etc.	0
Northern Prairie	Machinery	Scales Or Balances	0
Northern Prairie	Machinery	Lawn Or Garden Equipment	0
Northern Prairie	Mail Or Contract Traffic	Mail And Express Traffic	612
Northern Prairie	Misc Manufacturing Products	Sporting Or Athletic Goods	9,156
Northern Prairie	Misc Manufacturing Products	Signs Or Advertising Displays	268
Northern Prairie	Misc Manufacturing Products	Manufactured Prod. Nec	39
Northern Prairie	Misc Manufacturing Products	Brooms, Brushes, Etc	18
Northern Prairie	Misc Manufacturing Products	Games Or Toys	16
Northern Prairie	Misc Manufacturing Products	Misc Manufacturing Products	13
Northern Prairie	Misc Manufacturing Products	Matches	8
Northern Prairie	Misc Manufacturing Products	Childrens Vencr Or Parts, Nec	3
Northern Prairie	Misc Manufacturing Products	Silverware Or Plated Ware	2
Northern Prairie	Misc Manufacturing Products	Carbon Paper Or Inked Ribbons	1
Northern Prairie	Misc Manufacturing Products	Furs, Dressed Or Dyed	0
Northern Prairie	Misc Manufacturing Products	Pencils, Crayons, Or Artists Mate	0
Northern Prairie	Misc Mixed Shipments	Fak Shipments	2,960
Northern Prairie	Ordnance Or Accessories	Small Arms Ammo 30mm Or Less	0
Northern Prairie	Petroleum Or Coal Products	Petroleum Refining Products	8,580
Northern Prairie	Petroleum Or Coal Products	Asphalt Paving Blocks Or Mix	1,240
Northern Prairie	Petroleum Or Coal Products	Misc Coal Or Petroleum Product	8
Northern Prairie	Primary Metal Products	Primary Iron Or Steel Products	38
Northern Prairie	Primary Metal Products	Blast Furnace Or Coke	5
Northern Prairie	Primary Metal Products	Steel Wire, Nails Or Spikes	4
Northern Prairie	Primary Metal Products	Aluminum Or Alloy Basic Shape	1
Northern Prairie	Primary Metal Products	Iron Or Steel Forgings	1
Northern Prairie	Primary Metal Products	Iron Or Steel Castings	0
Northern Prairie	Primary Metal Products	Primary Metal Products, Nec	0
Northern Prairie	Primary Metal Products	Cooper Or Alloy Basic Shapes	0
Northern Prairie	Printed Matter	Newspapers	1,403
Northern Prairie	Printed Matter	Misc Printed Matter	1,167

1995 Nevada Outbound Freight: Commodity Detail

Destination	2 Digit Commodity Group	Commodity Detail	Tons Out
San Francisco/O	Electrical Equipment	Electrical Equipment, Nec	3
San Francisco/O	Electrical Equipment	Elec Eq For Intern Comb Engine	5
San Francisco/O	Electrical Equipment	Industrial Controls Or Parts	5
San Francisco/O	Electrical Equipment	Current Carrying Wiring Equipm	4
San Francisco/O	Electrical Equipment	Storage Batteries Or Plates	4
San Francisco/O	Electrical Equipment	Welding Apparatus	3
San Francisco/O	Electrical Equipment	Misc Electrical Industrial Equipm	2
San Francisco/O	Electrical Equipment	Electronic Tubes	2
San Francisco/O	Electrical Equipment	Telegraph Or Telephon Equipm	1
San Francisco/O	Electrical Equipment	X-Ray Equipment	0
San Francisco/O	Electrical Equipment	Radio Or Tv Receiving Sets	0
San Francisco/O	Fabricated Metal Products	Architectural Metal Work	2,892
San Francisco/O	Fabricated Metal Products	Misc Hardware	975
San Francisco/O	Fabricated Metal Products	Builders Or Cabinet Hardware	425
San Francisco/O	Fabricated Metal Products	Fabricated Structural Metal Prod	425
San Francisco/O	Fabricated Metal Products	Sheet Metal Products	321
San Francisco/O	Fabricated Metal Products	Misc Fabricated Wire Products	154
San Francisco/O	Fabricated Metal Products	Metal Stampings	128
San Francisco/O	Fabricated Metal Products	Fabricated Metal Products, Nec	39
San Francisco/O	Fabricated Metal Products	Bolts, Nuts, Screws, Etc	25
San Francisco/O	Fabricated Metal Products	Misc Metal Work	20
San Francisco/O	Fabricated Metal Products	Metal Doors, Sash, Etc	10
San Francisco/O	Fabricated Metal Products	Fabricated Plate Products	1
San Francisco/O	Fabricated Metal Products	Metal Safes Or Vaults	1
San Francisco/O	Fabricated Metal Products	Cutlery Not Electrical	0
San Francisco/O	Fabricated Metal Products	Metal Sanitary Ware	0
San Francisco/O	Farm Products	Misc Field Crops	19,544
San Francisco/O	Farm Products	Grain	4,752
San Francisco/O	Food Or Kindred Products	Prepared Or Canned Feed	22,667
San Francisco/O	Food Or Kindred Products	Ice, Natural Or Manufactured	14,502
San Francisco/O	Food Or Kindred Products	Distilled Or Blended Liquors	1,625
San Francisco/O	Food Or Kindred Products	Ice Cream Or Rel Froz Desserts	966
San Francisco/O	Food Or Kindred Products	Pickled Fruits Or Vegetables	490
San Francisco/O	Food Or Kindred Products	Misc Food Preparations, Nec	415
San Francisco/O	Food Or Kindred Products	Bread Or Other Bakery Prod	334
San Francisco/O	Food Or Kindred Products	Meat, Fresh Or Chilled	142
San Francisco/O	Food Or Kindred Products	Animal By-Prod, Inedible	77
San Francisco/O	Food Or Kindred Products	Marine Fats Or Oils	54
San Francisco/O	Food Or Kindred Products	Cereal Preparations	37
San Francisco/O	Food Or Kindred Products	Food Or Kindred Products	18
San Francisco/O	Food Or Kindred Products	Meat, Fresh Frozen	11
San Francisco/O	Food Or Kindred Products	Roasted Or Instant Coffee	2
San Francisco/O	Food Or Kindred Products	Soft Drinks Or Mineral Water	1
San Francisco/O	Food Or Kindred Products	Dehydr Or Dried Fruit Or Veg	0
San Francisco/O	Furniture Or Fixtures	Furniture Or Fixtures, Nec	22
San Francisco/O	Furniture Or Fixtures	Tables Or Desks	4
San Francisco/O	Furniture Or Fixtures	Benches, Chairs, Stools	3
San Francisco/O	Furniture Or Fixtures	Furniture Or Office Furn, Nec	3
San Francisco/O	Furniture Or Fixtures	Beds, Dressers, Chests, Etc	1
San Francisco/O	Furniture Or Fixtures	Cabinets Or Cases	1
San Francisco/O	Furniture Or Fixtures	Buffets, China Closets, Etc	0
San Francisco/O	Furniture Or Fixtures	Childrens Furniture	0
San Francisco/O	Furniture Or Fixtures	Sofas, Couches, Etc	0
San Francisco/O	Instrum, Photo Equip, Optical E	Orthopedic Or Prosthetic Suppl	57
San Francisco/O	Instrum, Photo Equip, Optical E	Engng, Lab Or Scientific Equipm	50
San Francisco/O	Instrum, Photo Equip, Optical E	Surgical Or Medical Instruments	0
San Francisco/O	Instrum, Photo Equip, Optical E	Optical Instruments Or Lenses	0
San Francisco/O	Instrum, Photo Equip, Optical E	Photographic Equip Or Supplies	0
San Francisco/O	Lumber Or Wood Products	Primary Forest Materials	3,159
San Francisco/O	Lumber Or Wood Products	Lumber Or Dimension Stock	1,415
San Francisco/O	Lumber Or Wood Products	Structural Wood Prod, Nec	401
San Francisco/O	Lumber Or Wood Products	Kitchen Cabinets, Wood	62
San Francisco/O	Lumber Or Wood Products	Millwork Or Cabinetwork	22
San Francisco/O	Machinery	Misc Machinery Or Parts	331
San Francisco/O	Machinery	Misc Service Industry Machinery	231
San Francisco/O	Machinery	Special Dies, Tools, Jigs, Etc	229
San Francisco/O	Machinery	Constr Machinery Or Equipment	215
San Francisco/O	Machinery	Conveyors Or Parts	152
San Francisco/O	Machinery	Misc General Industrial	146
San Francisco/O	Machinery	Industrial Pumps	44
San Francisco/O	Machinery	Ventilating Equipment	16
San Francisco/O	Machinery	Electronic Data Proc Equipment	14
San Francisco/O	Machinery	Mech Power Transmission Equip	12
San Francisco/O	Machinery	Ball Or Roller Bearings	11
San Francisco/O	Machinery	Industrial Process Furnaces	9
San Francisco/O	Machinery	Carburetors, Pistons, Etc	7
San Francisco/O	Machinery	Commercial Laundry Equipment	0
San Francisco/O	Machinery	Elevators Or Escalators	0
San Francisco/O	Machinery	Misc Office Machines	0
San Francisco/O	Machinery	Typewriters Or Parts	0
San Francisco/O	Mail Or Contract Traffic	Mail And Express Traffic	742
San Francisco/O	Misc Manufacturing Products	Manufactured Prod, Nec	3,198
San Francisco/O	Misc Manufacturing Products	Signs Or Advertising Displays	1,048
San Francisco/O	Misc Manufacturing Products	Matches	499
San Francisco/O	Misc Manufacturing Products	Fus, Prepared Or Sph	4
San Francisco/O	Misc Manufacturing Products	Signs Or Advertising Displays	4
San Francisco/O	Nonmetallic Minerals	Gravel Or Sand	8,156
San Francisco/O	Orphance Or Accessories	Ammo Or Related Parts, Nec	6,732
San Francisco/O	Petroleum Or Coal Products	Petroleum Refining Products	2,583
San Francisco/O	Primary Metal Products	Misc Prim Nonfer Smelter Produ	2,222
San Francisco/O	Primary Metal Products	Primary Metal Products, Nec	2,099
San Francisco/O	Primary Metal Products	Iron Or Steel Formings	339
San Francisco/O	Primary Metal Products	Primary Copper Smelter Product	236
San Francisco/O	Primary Metal Products	Iron Or Steel Castings	0

1995 Nevada Inbound Freight: Commodity Detail

Origin	2 Digit Commodity Group	Commodity Detail	Tons In
Northern Prairie	Printed Matter	Books	25
Northern Prairie	Printed Matter	Printed Matter	9
Northern Prairie	Printed Matter	Manifold Business Forms	7
Northern Prairie	Printed Matter	Svc Incls For Print Trades	1
Northern Prairie	Printed Matter	Blankbook, Loose Leaf Binder	1
Northern Prairie	Printed Matter	Periodicals	0
Northern Prairie	Printed Matter	Greeting Cards, Seals, Etc	0
Northern Prairie	Pulp, Paper Or Allied Products	Paper	353
Northern Prairie	Pulp, Paper Or Allied Products	Misc Converted Paper Products	1,373
Northern Prairie	Pulp, Paper Or Allied Products	Sanitary Paper Products	597
Northern Prairie	Pulp, Paper Or Allied Products	Pulp, Paper Or Allied Products	349
Northern Prairie	Pulp, Paper Or Allied Products	Containers Or Boxes, Paper	34
Northern Prairie	Pulp, Paper Or Allied Products	Paper Bags	29
Northern Prairie	Pulp, Paper Or Allied Products	Fiber, Paper Or Pulpboard	24
Northern Prairie	Pulp, Paper Or Allied Products	Fibre Cans, Drums Or Tubes	8
Northern Prairie	Pulp, Paper Or Allied Products	Sanitary Food Containers	6
Northern Prairie	Pulp, Paper Or Allied Products	Envelopes	5
Northern Prairie	Pulp, Paper Or Allied Products	Die-Cut Paper Or Prod Product	2
Northern Prairie	Rubber Or Misc Plastics	Misc Plastic Products	1,411
Northern Prairie	Rubber Or Misc Plastics	Rubber Or Misc Plastics	188
Northern Prairie	Rubber Or Misc Plastics	Tires Or Inner Tubes	164
Northern Prairie	Rubber Or Misc Plastics	Misc Fabricated Products	22
Northern Prairie	Rubber Or Misc Plastics	Rubber Or Plastic Footwear	0
Northern Prairie	Secondary Traffic	Warehouse & Distribution Cente	10,086
Northern Prairie	Textile Mill Products	Knit Fabrics	15
Northern Prairie	Textile Mill Products	Man-Made Or Glass Woven Fib	1
Northern Prairie	Textile Mill Products	Cotton Broad-Woven Fabrics	0
Northern Prairie	Transportation Equipment	Motor Vehicle Parts Or Access	6,084
Northern Prairie	Transportation Equipment	Motor Vehicles	910
Northern Prairie	Transportation Equipment	Truck Trailers	110
Northern Prairie	Transportation Equipment	Motor Bus Or Truck Bodies	88
Northern Prairie	Transportation Equipment	Locomotives Or Cars	26
Northern Prairie	Transportation Equipment	Transportation Equipment, Nec	3
Northern Prairie	Transportation Equipment	Motorcycles, Bicycles Or Parts	3
Northern Prairie	Transportation Equipment	Ships Or Boats	0
Northern Prairie	Transportation Equipment	Trailer Coaches	0
Oregon	Apparel Or Related Products	Textile Bags	51
Oregon	Apparel Or Related Products	Textile Housefurnishings	7
Oregon	Apparel Or Related Products	Misc Fabricated Textile Product	5
Oregon	Apparel Or Related Products	Mens Or Boys Clothing	5
Oregon	Apparel Or Related Products	Womens Or Childrens Clothing	3
Oregon	Apparel Or Related Products	Curtains Or Draperies	0
Oregon	Apparel Or Related Products	Robes Or Dressing Gowns	0
Oregon	Apparel Or Related Products	Apparel, Nec	0
Oregon	Chemicals Or Allied Products	Adhesives	53,791
Oregon	Chemicals Or Allied Products	Printing Ink	16,545
Oregon	Chemicals Or Allied Products	Potassium Or Sodium Compound	11,500
Oregon	Chemicals Or Allied Products	Plastic Mater Or Synth Fibres	1,375
Oregon	Chemicals Or Allied Products	Chemical Preparations, Nec	840
Oregon	Chemicals Or Allied Products	Specialty Cleaning Preparations	7
Oregon	Chemicals Or Allied Products	Paints, Lacquers, Etc	3
Oregon	Clay, Concrete, Glass Or Stone	Ready-Mix Concrete, Wet	31
Oregon	Clay, Concrete, Glass Or Stone	Cur Stone Or Stone Products	2
Oregon	Clay, Concrete, Glass Or Stone	Ceramic Floor Or Wall Tile	1
Oregon	Electrical Equipment	Misc Electronic Components	42
Oregon	Electrical Equipment	Current Carrying Wiring Equipm	27
Oregon	Electrical Equipment	Electrical Equipment	11
Oregon	Electrical Equipment	Solid State Semiconduct	3
Oregon	Electrical Equipment	Lighting Fixtures	0
Oregon	Electrical Equipment	Radio Or Tv Receiving Sets	0
Oregon	Fabricated Metal Products	Sheet Metal Products	1,454
Oregon	Fabricated Metal Products	Metal Doors, Sash, Etc	1,028
Oregon	Fabricated Metal Products	Misc Metal Work	442
Oregon	Fabricated Metal Products	Fabricated Metal Products, Nec	91
Oregon	Fabricated Metal Products	Misc Fabricated Wire Products	9
Oregon	Fabricated Metal Products	Valves Or Pipe Fittings	6
Oregon	Fabricated Metal Products	Fabricated Structural Metal Pro	5
Oregon	Fabricated Metal Products	Hand Saws Or Saw Blades	5
Oregon	Fabricated Metal Products	Misc Hardware	2
Oregon	Fabricated Metal Products	Metal Safes Or Vaults	1
Oregon	Fabricated Metal Products	Builders Or Cabinet Hardware	1
Oregon	Fabricated Metal Products	Metal Stampings	0
Oregon	Fabricated Metal Products	Fabricated Plate Products	0
Oregon	Farm Products	Bulbs, Roots Or Tubers	2,322
Oregon	Farm Products	Misc Field Crops	1,078
Oregon	Farm Products	Deciduous Fruits	552
Oregon	Food Or Kindred Products	Frozen Fruit, Veg Or Juice	7,209
Oregon	Food Or Kindred Products	Canned Specialties	993
Oregon	Food Or Kindred Products	Canned Fruits, Vegetables, Etc	414
Oregon	Food Or Kindred Products	Processed Fish Products	264
Oregon	Food Or Kindred Products	Bread Or Other Bakery Prod	164
Oregon	Food Or Kindred Products	Wet Corn Milling Or Mill	127
Oregon	Food Or Kindred Products	Frozen Specialties	70
Oregon	Food Or Kindred Products	Blended Or Prepared Flour	30
Oregon	Food Or Kindred Products	Pack Ed Fruits Or Vegetables	1
Oregon	Food Or Kindred Products	Biscuits, Crackers Or Pretzels	1
Oregon	Food Or Kindred Products	Dehydr Or Dried Fruit Or Veg	1
Oregon	Food Or Kindred Products	Malt Liquors	1
Oregon	Food Or Kindred Products	Cheese Or Special Dairy Produ	1
Oregon	Food Or Kindred Products	Meat, Fresh Or Chilled	1
Oregon	Food Or Kindred Products	Animal By-Prod, Inedible	0
Oregon	Food Or Kindred Products	Soft Drinks Or Mineral Water	0
Oregon	Food Or Kindred Products	Meat, Fresh Frozen	0
Oregon	Fresh Fish Or Marine Products	Marine Products	0

1995 Nevada Outbound Freight: Commodity Detail

1995 Nevada Inbound Freight: Commodity Detail

Destination	2 Digit Commodity Group	Commodity Detail	Tons Out	Origin	2 Digit Commodity Group	Commodity Detail	Tons In
San Francisco/O	Primary Metal Products	Steel Wire, Nails Or Spikes	0	Oregon	Fresh Fish Or Marine Products	Fresh Fish Or Whale Products	12
San Francisco/O	Primary Metal Products	Aluminum Or Alloy Basic Shapes	0	Oregon	Furniture Or Fixtures	Benches, Chairs, Stools	1,117
San Francisco/O	Primary Metal Products	Primary Iron Or Steel Products	9	Oregon	Furniture Or Fixtures	Tables Or Desks	1,082
San Francisco/O	Primary Metal Products	Blast Furnace Or Coke	0	Oregon	Furniture Or Fixtures	Wood Lockers, Partitions, Etc.	1,041
San Francisco/O	Printed Matter	Manifold Business Forms	2,154	Oregon	Furniture Or Fixtures	Beds, Dressers, Chests, Etc.	435
San Francisco/O	Printed Matter	Newspapers	662	Oregon	Furniture Or Fixtures	Household Or Office Furn. Nec	282
San Francisco/O	Printed Matter	Misc Printed Matter	445	Oregon	Furniture Or Fixtures	Sofas, Couches, Etc.	179
San Francisco/O	Printed Matter	Books	5	Oregon	Furniture Or Fixtures	Cabinets Or Cases	174
San Francisco/O	Printed Matter	Svc Indus For Print Trades	4	Oregon	Furniture Or Fixtures	Buffets, China Closets, Etc.	90
San Francisco/O	Printed Matter	Greeting Cards, Seals, Etc.	2	Oregon	Furniture Or Fixtures	Childrens Furniture	68
San Francisco/O	Pulp, Paper Or Allied Products	Containers Or Boxes, Paper	190	Oregon	Furniture Or Fixtures	Public Building Or Related Furni	5
San Francisco/O	Pulp, Paper Or Allied Products	Sanitary Paper Products	21	Oregon	Furniture Or Fixtures	Seasonings Or Mattresses	0
San Francisco/O	Pulp, Paper Or Allied Products	Pulp, Paper Or Allied Products	7	Oregon	Instrum, Photo Equip, Optical E	Orthopedic Or Prosthetic Suppl	12
San Francisco/O	Pulp, Paper Or Allied Products	Fiber, Paper Or Pulpboard	1	Oregon	Instrum, Photo Equip, Optical E	Automatic Temperature Controls	8
San Francisco/O	Rubber Or Misc Plastics	Misc Plastic Products	1,190	Oregon	Instrum, Photo Equip, Optical E	Surgical Or Medical Instruments	3
San Francisco/O	Rubber Or Misc Plastics	Rubber Or Misc Plastics	38	Oregon	Instrum, Photo Equip, Optical E	Dental Equipment Or Supplies	2
San Francisco/O	Rubber Or Misc Plastics	Misc Fabricated Products	33	Oregon	Lumber Or Wood Products	Lumber Or Dimension Stock	163,553
San Francisco/O	Rubber Or Misc Plastics	Rub Or Plas Hose Or Belting	1	Oregon	Lumber Or Wood Products	Plywood Or Veneer	32,318
San Francisco/O	Secondary Traffic	Warehouse & Distribution Cente	211,318	Oregon	Lumber Or Wood Products	Structural Wood Prod, Nec	19,829
San Francisco/O	Secondary Traffic	Rail Intermodal Dravage	41,966	Oregon	Lumber Or Wood Products	Treated Wood Products	10,317
San Francisco/O	Secondary Traffic	Air Freight Dravage	1,302	Oregon	Lumber Or Wood Products	Prefab Wood Buildings	4,540
San Francisco/O	Shipping Containers	Semi-Trailers Returned Emotv	150	Oregon	Lumber Or Wood Products	Primary Forest Materials	67
San Francisco/O	Textile Mill Products	Cordage Or Twine	3,919	Oregon	Lumber Or Wood Products	Millwork Or Cabinework	27
San Francisco/O	Textile Mill Products	Knit Fabrics	25	Oregon	Lumber Or Wood Products	Kitchen Cabinets, Wood	0
San Francisco/O	Transportation Equipment	Motor Vehicle Parts Or Accessor	99	Oregon	Lumber Or Wood Products	Misc Wood Products	0
San Francisco/O	Transportation Equipment	Motor Vehicles	86	Oregon	Machinery	Constr Machinery Or Equipment	70
San Francisco/O	Transportation Equipment	Motor Bus Or Truck Bodies	10	Oregon	Machinery	Conveyors Or Parts	44
San Francisco/O	Transportation Equipment	Locomotives Or Parts	3	Oregon	Machinery	Electronic Data Proc Equipment	43
San Francisco/O	Transportation Equipment	Truck Trailers	3	Oregon	Machinery	Industrial Trucks, Etc.	15
San Francisco/O	Transportation Equipment	Aircraft	1	Oregon	Machinery	Mining Machinery Or Parts	10
San Francisco/O	Transportation Equipment	Aircraft Or Missile Engines	1	Oregon	Machinery	Special Dies, Tools, Jigs, Etc.	8
San Francisco/O	Transportation Equipment	Misc Aircraft Parts	1	Oregon	Machinery	Elevators Or Escalators	8
San Francisco/O	Waste Or Scrap Materials	Metal Scrap Or Tailings	60,854	Oregon	Machinery	Oil Field Machinery Or Equipme	7
Southeast	Apparel Or Related Products	Womens Or Childrens Clothing	1,584	Oregon	Machinery	Metalworking Machinery	3
Southeast	Apparel Or Related Products	Mens Or Boys Clothing	105	Oregon	Machinery	Misc Service Industry Machinery	2
Southeast	Apparel Or Related Products	Canvas Products	97	Oregon	Machinery	Misc Machinery Or Parts	1
Southeast	Apparel Or Related Products	Apparel Or Related Products	38	Oregon	Machinery	Machine Tools, Metal Forming	1
Southeast	Apparel Or Related Products	Misc Fabricated Textile Products	31	Oregon	Machinery	Machine Tool Accessories	0
Southeast	Apparel Or Related Products	Textile Housefurnishings	14	Oregon	Machinery	Ventilating Equipment	0
Southeast	Apparel Or Related Products	Apparel, Nec	3	Oregon	Machinery	Misc Special Industry Macn	0
Southeast	Apparel Or Related Products	Curtains Or Draperies	3	Oregon	Machinery	Misc General Industrial	0
Southeast	Apparel Or Related Products	Textile Bags	3	Oregon	Machinery	Mech Power Transmission Equi	0
Southeast	Apparel Or Related Products	Textile Prod, Pleated, Etc.	2	Oregon	Machinery	Hoists, Industr Cranes, Etc.	0
Southeast	Apparel Or Related Products	Coats Or Hats Or Hat Bodies	1	Oregon	Machinery	Scales Or Balances	0
Southeast	Apparel Or Related Products	Apparel Findings	1	Oregon	Mail Or Contract Traffic	Mail And Express Traffic	704
Southeast	Apparel Or Related Products	Apparel Belts	0	Oregon	Misc Freight Shipments	Misc Freight Shipments	2,400
Southeast	Apparel Or Related Products	Robes Or Dressing Gowns	0	Oregon	Misc Manufacturing Products	Sporting Or Athletic Goods	165
Southeast	Apparel Or Related Products	Gloves, Mittens Or Linings	0	Oregon	Misc Manufacturing Products	Misc Manufacturing Products	8
Southeast	Chemicals Or Allied Products	Drugs	9,779	Oregon	Misc Manufacturing Products	Manufactured Prod, Nec	0
Southeast	Chemicals Or Allied Products	Paints, Lacquers, Etc.	687	Oregon	Misc Manufacturing Products	Matches	0
Southeast	Chemicals Or Allied Products	Misc Industrial Organic Chemical	469	Oregon	Misc Manufacturing Products	Furs, Dressed Or Dved	0
Southeast	Chemicals Or Allied Products	Misc Indus Inorganic Chemicals	286	Oregon	Primary Metal Products	Electrometallurgical Products	1,255
Southeast	Chemicals Or Allied Products	Fertilizers	126	Oregon	Primary Metal Products	Primary Iron Or Steel Products	166
Southeast	Chemicals Or Allied Products	Chemicals Or Allied Products	80	Oregon	Primary Metal Products	Blast Furnace Or Coke	29
Southeast	Chemicals Or Allied Products	Plastic Mater Or Synth Fibres	5	Oregon	Primary Metal Products	Iron Or Steel Castings	8
Southeast	Chemicals Or Allied Products	Specialty Cleaning Preparations	5	Oregon	Primary Metal Products	Aluminum Or Alloy Basic Shape	5
Southeast	Chemicals Or Allied Products	Chemical Preparations, Nec	5	Oregon	Primary Metal Products	Misc Prim Nonferm Smelter Prod	2
Southeast	Chemicals Or Allied Products	Adhesives	1	Oregon	Printed Matter	Misc Printed Matter	79
Southeast	Chemicals Or Allied Products	Soap Or Other Detergents	1	Oregon	Printed Matter	Periodicals	16
Southeast	Chemicals Or Allied Products	Misc Agricultural Chemicals	1	Oregon	Printed Matter	Newspapers	3
Southeast	Chemicals Or Allied Products	Inorganic Pigments	0	Oregon	Printed Matter	Blankbook, Loose Leaf Binder	1
Southeast	Chemicals Or Allied Products	Surface Active Agents	0	Oregon	Pulp, Paper Or Allied Products	Fiber, Paper Or Pulpboard	29,299
Southeast	Clay, Concrete, Glass Or Stone	Gypsum Products	35,961	Oregon	Pulp, Paper Or Allied Products	Paper	2,324
Southeast	Clay, Concrete, Glass Or Stone	Nonmetal Minerals, Processed	3,960	Oregon	Pulp, Paper Or Allied Products	Containers Or Boxes, Paper	725
Southeast	Clay, Concrete, Glass Or Stone	Flat Glass	12	Oregon	Pulp, Paper Or Allied Products	Sanitary Paper Products	167
Southeast	Clay, Concrete, Glass Or Stone	Asbestos Products	3	Oregon	Pulp, Paper Or Allied Products	Fibre Cans, Drums Or Tubes	62
Southeast	Clay, Concrete, Glass Or Stone	Vitreous China Plumbing Fixture	3	Oregon	Pulp, Paper Or Allied Products	Misc Converted Paper Products	11
Southeast	Clay, Concrete, Glass Or Stone	Refractories	3	Oregon	Pulp, Paper Or Allied Products	Paper Bags	6
Southeast	Clay, Concrete, Glass Or Stone	Misc Pottery Products	2	Oregon	Pulp, Paper Or Allied Products	Die-Cut Paper Or Pabd Product	0
Southeast	Clay, Concrete, Glass Or Stone	Misc Nonmetallic Minerals	1	Oregon	Pulp, Paper Or Allied Products	Envelopes	0
Southeast	Clay, Concrete, Glass Or Stone	Ceramic Floor Or Wall Tile	0	Oregon	Rubber Or Misc Plastics	Misc Plastic Products	144
Southeast	Clay, Concrete, Glass Or Stone	Misc Glassware, Blown Or Press	0	Oregon	Rubber Or Misc Plastics	Rubber Or Plastic Footwear	0
Southeast	Clay, Concrete, Glass Or Stone	Cut Stone Or Stone Products	0	Oregon	Secondary Traffic	Warehouse & Distribution Cente	15,287
Southeast	Electrical Equipment	Lighting Fixtures	386	Oregon	Textile Mill Products	Narrow Fabrics	1
Southeast	Electrical Equipment	Household Cooking Equipment	62	Oregon	Textile Mill Products	Tufted Carpets, Rugs Or Mats	1
Southeast	Electrical Equipment	Misc Electronic Components	33	Oregon	Textile Mill Products	Knit Fabrics	1
Southeast	Electrical Equipment	Radio Or Tv Receiving Sets	38	Oregon	Transportation Equipment	Motor Vehicles	117
Southeast	Electrical Equipment	Noncurrent Wiring Devices	26	Oregon	Transportation Equipment	Motor Vehicle Parts Or Access	33
Southeast	Electrical Equipment	Electric Housewares Or Fans	25	Oregon	Transportation Equipment	Misc Aircraft Parts	1
Southeast	Electrical Equipment	Electronic Tubes	20	Oregon	Transportation Equipment	Truck Trailers	1
Southeast	Electrical Equipment	Motors Or Generators	18	Oregon	Transportation Equipment	Aircraft Propellers Or Parts	0
Southeast	Electrical Equipment	Storage Batteries Or Plates	14	Oregon	Transportation Equipment	Locomotives Or Parts	0
Southeast	Electrical Equipment	Current Carrying Wiring Equiom	13	Oregon	Transportation Equipment	Motor Bus Or Truck Bodies	0
Southeast	Electrical Equipment	Welding Apparatus	10	Oregon	Waste Or Scrap Materials	Chemical Or Petroleum Waste	4,000
Southeast	Electrical Equipment	Carbon Prod For Electric Uses	8	Rest Of Ca	Apparel Or Related Products	Mens Or Boys Clothing	64
Southeast	Electrical Equipment	Industrial Controls Or Parts	8	Rest Of Ca	Apparel Or Related Products	Apparel Findings	14
Southeast	Electrical Equipment	Electric Lamps	7	Rest Of Ca	Apparel Or Related Products	Misc Fabricated Textile Product	10
Southeast	Electrical Equipment	Electrical Transformers	4	Rest Of Ca	Apparel Or Related Products	Textile Housefurnishings	3
Southeast	Electrical Equipment	Electrical Equipment, Nec	4	Rest Of Ca	Apparel Or Related Products	Womens Or Childrens Clothing	2
Southeast	Electrical Equipment	Elec Eq For Intern Comb Engine	3	Rest Of Ca	Apparel Or Related Products	Textile Bags	0
Southeast	Electrical Equipment	Telephone Or Telegraph Equiom	2	Rest Of Ca	Apparel Or Related Products	Curtains Or Draperies	0
Southeast	Electrical Equipment	Phonograph Records	2	Rest Of Ca	Apparel Or Related Products	Robes Or Dressing Gowns	0
Southeast	Electrical Equipment	Misc Electrical Industrial Equipm	1	Rest Of Ca	Apparel Or Related Products	Apparel, Nec	0
Southeast	Electrical Equipment	Solid State Semiconducts	1	Rest Of Ca	Apparel Or Related Products	Apparel, Nec	0

1995 Nevada Outbound Freight: Commodity Detail

Destination	2 Digit Commodity Group	Commodity Detail	Tons Out
Southeast	Electrical Equipment	Misc Household Appliances	3
Southeast	Electrical Equipment	X-Ray Equipment	3
Southeast	Fabricated Metal Products	Fabricated Metal Products, Nec	843
Southeast	Fabricated Metal Products	Fabricated Structural Metal Prod	189
Southeast	Fabricated Metal Products	Sheet Metal Products	39
Southeast	Fabricated Metal Products	Misc Metal Work	21
Southeast	Fabricated Metal Products	Metal Doors, Sash, Etc	11
Southeast	Fabricated Metal Products	Cutlery, Not Electrical	8
Southeast	Fabricated Metal Products	Fabricated Plate Products	6
Southeast	Fabricated Metal Products	Fabricated Metal Products	7
Southeast	Fabricated Metal Products	Edge Or Hand Tools	5
Southeast	Fabricated Metal Products	Heating Equip, Not Electrical	2
Southeast	Fabricated Metal Products	Metal Stampings	2
Southeast	Fabricated Metal Products	Metal Safes Or Vaults	2
Southeast	Fabricated Metal Products	Misc Hardware	1
Southeast	Fabricated Metal Products	Misc Fabricated Wire Products	1
Southeast	Fabricated Metal Products	Bolts, Nuts, Screws, Etc	1
Southeast	Fabricated Metal Products	Metal Sanitary Ware	1
Southeast	Fabricated Metal Products	Builders Or Cabinet Hardware	0
Southeast	Fabricated Metal Products	Architectural Metal Work	0
Southeast	Food Or Kindred Products	Prepared Or Canned Feed	21,746
Southeast	Food Or Kindred Products	Denver Or Dried Fruit Or Veg	21,440
Southeast	Food Or Kindred Products	Food Or Kindred Products	1,122
Southeast	Food Or Kindred Products	Wine, Brandy Or Brandy Spirit	920
Southeast	Food Or Kindred Products	Misc Food Preparations, Nec	320
Southeast	Food Or Kindred Products	Soft Drinks Or Mineral Water	1
Southeast	Food Or Kindred Products	Ice Cream Or Rel. Froz Desserts	0
Southeast	Food Or Kindred Products	Meat Products	0
Southeast	Furniture Or Fixtures	Furniture Or Fixtures, Nec	39
Southeast	Furniture Or Fixtures	Metal Lockers, Partitions, Etc.	39
Southeast	Furniture Or Fixtures	Furniture Or Fixtures	6
Southeast	Furniture Or Fixtures	Household Or Office Furn, Nec	6
Southeast	Furniture Or Fixtures	Tables Or Desks	3
Southeast	Furniture Or Fixtures	Benches, Chairs, Stools	2
Southeast	Furniture Or Fixtures	Cabinets Or Cases	1
Southeast	Furniture Or Fixtures	Public Building Or Related Furnit	1
Southeast	Furniture Or Fixtures	Beds, Dressers, Chests, Etc.	0
Southeast	Furniture Or Fixtures	Buffets, China Closets, Etc.	0
Southeast	Furniture Or Fixtures	Sofas, Couches, Etc.	0
Southeast	Furniture Or Fixtures	Childrens Furniture	0
Southeast	Instrum, Photo Equip, Optical E	Engng, Lab Or Scientific Equipm	84
Southeast	Instrum, Photo Equip, Optical E	Orthopedic Or Prosthetic Suppl	24
Southeast	Instrum, Photo Equip, Optical E	Mech Measuring Or Control Equip	3
Southeast	Instrum, Photo Equip, Optical E	Watches, Clocks, Etc	3
Southeast	Instrum, Photo Equip, Optical E	Photographic Equip Or Supplies	2
Southeast	Instrum, Photo Equip, Optical E	Dental Equipment Or Supplies	0
Southeast	Instrum, Photo Equip, Optical E	Optical Instruments Or Lenses	0
Southeast	Lumber Or Wood Products	Primary Forest Materials	11,992
Southeast	Lumber Or Wood Products	Lumber Or Dimension Stock	3,272
Southeast	Lumber Or Wood Products	Lumber Or Wood Products	18
Southeast	Lumber Or Wood Products	Millwork Or Cabinetwork	3
Southeast	Lumber Or Wood Products	Misc Wood Products	3
Southeast	Lumber Or Wood Products	Plywood Or Veneer	2
Southeast	Lumber Or Wood Products	Kitchen Cabinets Wood	0
Southeast	Lumber Or Wood Products	Wooden Ware Or Flatware	0
Southeast	Lumber Or Wood Products	Wood Prod, Nec	0
Southeast	Lumber Or Wood Products	Cork Products	0
Southeast	Machinery	Misc Machinery Or Parts	897
Southeast	Machinery	Carburetors, Pistons, Etc.	155
Southeast	Machinery	Industrial Pumps	67
Southeast	Machinery	Misc General Industrial	57
Southeast	Machinery	Mech Power Transmission Equip	37
Southeast	Machinery	Ventilating Equipment	25
Southeast	Machinery	Ball Or Roller Bearings	28
Southeast	Machinery	Machinery	9
Southeast	Machinery	Misc Office Machines	9
Southeast	Machinery	Refrigeration Machinery	6
Southeast	Machinery	Constr Machinery Or Equipment	5
Southeast	Machinery	Industrial Trucks, Etc.	3
Southeast	Machinery	Misc Service Industry Machinery	2
Southeast	Machinery	Mining Machinery Or Parts	1
Southeast	Machinery	Scales Or Balances	1
Southeast	Machinery	Industrial Process Furnaces	1
Southeast	Machinery	Special Dies, Tools, Jigs, Etc.	1
Southeast	Machinery	Conveyors Or Parts	0
Southeast	Machinery	Farm Machinery Or Equipment	0
Southeast	Machinery	Hoists, Incusr Cranes, Etc.	0
Southeast	Machinery	Electronic Data Proc Equipment	0
Southeast	Machinery	Misc Special Industry Mach	0
Southeast	Machinery	Commercial Laundry Equipment	0
Southeast	Mail Or Contract Traffic	Mail And Express Traffic	485
Southeast	Misc Freight Shipments	Misc Freight Shipments	300
Southeast	Misc Manufacturing Products	Manufactured Prod, Nec	161
Southeast	Misc Manufacturing Products	Sporting Or Athletic Goods	45
Southeast	Misc Manufacturing Products	Valves	40
Southeast	Misc Manufacturing Products	Books Or Advertising Or Signs	3
Southeast	Misc Manufacturing Products	Games Or Toys	4
Southeast	Misc Manufacturing Products	Grooms, Brushes, Etc.	2
Southeast	Misc Manufacturing Products	Childrens Vanic Or Parts, Nec	1
Southeast	Misc Manufacturing Products	Carbon Paper Or Inked Ribbons	0
Southeast	Misc Manufacturing Products	Furs, Dressed Or Dyed	0
Southeast	Misc Mixed Shipments	Fax Shipments	1,680
Southeast	Misc Mixed Shipments	Mixed Shipments Multi-Ste	840
Southeast	Nonmetallic Minerals	Misc Nonmetallic Minerals, Nec	26,040

1995 Nevada Inbound Freight: Commodity Detail

Origin	2 Digit Commodity Group	Commodity Detail	Tons In
Rest Of Ca	Chemicals Or Allied Products	Fertilizers	1,085
Rest Of Ca	Chemicals Or Allied Products	Paints, Lacquers, Etc.	652
Rest Of Ca	Chemicals Or Allied Products	Misc Inorg Inorganic Chemicals	542
Rest Of Ca	Chemicals Or Allied Products	Specialty Cleaning Preparations	163
Rest Of Ca	Chemicals Or Allied Products	Adhesives	142
Rest Of Ca	Chemicals Or Allied Products	Drugs	48
Rest Of Ca	Chemicals Or Allied Products	Crude Intermediates Or Oils	37
Rest Of Ca	Chemicals Or Allied Products	Chemical Preparations, Nec	35
Rest Of Ca	Chemicals Or Allied Products	Crude Prod Of Coal Gas, Petrole	5
Rest Of Ca	Chemicals Or Allied Products	Misc Industrial Organic Chemical	3
Rest Of Ca	Chemicals Or Allied Products	Potassium Or Sodium Compound	2
Rest Of Ca	Chemicals Or Allied Products	Plastic Mater Or Synth Fibres	1
Rest Of Ca	Chemicals Or Allied Products	Cosmetics, Perfumes, Etc.	1
Rest Of Ca	Chemicals Or Allied Products	Soap Or Other Detergents	0
Rest Of Ca	Chemicals Or Allied Products	Industrial Gases	0
Rest Of Ca	Chemicals Or Allied Products	Misc Agricultural Chemicals	0
Rest Of Ca	Clay, Concrete, Glass Or Stone	Surface Active Agents	0
Rest Of Ca	Clay, Concrete, Glass Or Stone	Portland Cement	92,942
Rest Of Ca	Clay, Concrete, Glass Or Stone	Gypsum Products	18,193
Rest Of Ca	Clay, Concrete, Glass Or Stone	Clay Brick Or Tile	9,521
Rest Of Ca	Clay, Concrete, Glass Or Stone	Mineral Wool	1,603
Rest Of Ca	Clay, Concrete, Glass Or Stone	Refractories	1,102
Rest Of Ca	Clay, Concrete, Glass Or Stone	Clay Concrete, Glass Or Stone	530
Rest Of Ca	Clay, Concrete, Glass Or Stone	Glass Containers	588
Rest Of Ca	Clay, Concrete, Glass Or Stone	Misc Glassware, Blown Or Press	119
Rest Of Ca	Clay, Concrete, Glass Or Stone	Misc Nonmetallic Minerals	35
Rest Of Ca	Clay, Concrete, Glass Or Stone	Ready-Mix Concrete, Wet	26
Rest Of Ca	Clay, Concrete, Glass Or Stone	Asbestos Products	6
Rest Of Ca	Clay, Concrete, Glass Or Stone	Concrete Products	2
Rest Of Ca	Clay, Concrete, Glass Or Stone	Nonmetal Minerals, Processed	1
Rest Of Ca	Electrical Equipment	Lighting Fixtures	2,700
Rest Of Ca	Electrical Equipment	Misc Electronic Components	853
Rest Of Ca	Electrical Equipment	Noncurrent Wiring Devices	220
Rest Of Ca	Electrical Equipment	Telephone Or Telegraph Equip	173
Rest Of Ca	Electrical Equipment	Electronic Tubes	109
Rest Of Ca	Electrical Equipment	Storage Batteries Or Plates	15
Rest Of Ca	Electrical Equipment	Electrical Equipment, Nec	11
Rest Of Ca	Electrical Equipment	Electrical Equipment	7
Rest Of Ca	Electrical Equipment	Primary Batteries	6
Rest Of Ca	Electrical Equipment	Radio Or Tv Receiving Sets	6
Rest Of Ca	Electrical Equipment	Household Refrigerators	0
Rest Of Ca	Electrical Equipment	Motors Or Generators	0
Rest Of Ca	Fabricated Metal Products	Sheet Metal Products	6,705
Rest Of Ca	Fabricated Metal Products	Fabricated Structural Metal Pro	5,363
Rest Of Ca	Fabricated Metal Products	Fabricated Metal Products, Nec	1,480
Rest Of Ca	Fabricated Metal Products	Misc Metal Work	1,369
Rest Of Ca	Fabricated Metal Products	Metal Doors, Sash, Etc.	875
Rest Of Ca	Fabricated Metal Products	Valves Or Pipe Fittings	602
Rest Of Ca	Fabricated Metal Products	Metal Cans	58
Rest Of Ca	Fabricated Metal Products	Architectural Metal Work	47
Rest Of Ca	Fabricated Metal Products	Metal Safes Or Vaults	17
Rest Of Ca	Fabricated Metal Products	Plumbing Fixtures	3
Rest Of Ca	Fabricated Metal Products	Metal Stampings	0
Rest Of Ca	Farm Products	Deciduous Fruits	13,758
Rest Of Ca	Farm Products	Citrus Fruits	8,518
Rest Of Ca	Farm Products	Misc Fresh Vegetables	5,522
Rest Of Ca	Farm Products	Bulbs, Roots Or Tubers	4,500
Rest Of Ca	Farm Products	Misc Field Crops	3,392
Rest Of Ca	Farm Products	Leafy Fresh Vegetables	2,098
Rest Of Ca	Farm Products	Tropical Fruits	954
Rest Of Ca	Farm Products	Oil, Kernels, Nuts Or Seeds	0
Rest Of Ca	Food Or Kindred Products	Soft Drinks Or Mineral Water	55,855
Rest Of Ca	Food Or Kindred Products	Wine, Brandy Or Brandy Spirit	15,313
Rest Of Ca	Food Or Kindred Products	Sugar, Refined, Cane Or Beet	13,103
Rest Of Ca	Food Or Kindred Products	Malt Liquors	11,289
Rest Of Ca	Food Or Kindred Products	Margarine, Shortening, Etc.	7,356
Rest Of Ca	Food Or Kindred Products	Pickled Fruits Or Vegetables	6,329
Rest Of Ca	Food Or Kindred Products	Misc Flavoring Extracts	3,623
Rest Of Ca	Food Or Kindred Products	Canned Specialties	2,795
Rest Of Ca	Food Or Kindred Products	Flour Or Other Grain Mill Produ	2,768
Rest Of Ca	Food Or Kindred Products	Processed Fish Products	1,967
Rest Of Ca	Food Or Kindred Products	Canned Fruits, Vegetables, Etc.	1,324
Rest Of Ca	Food Or Kindred Products	Milled Rice, Flour Or Meal	1,072
Rest Of Ca	Food Or Kindred Products	Distilled Or Blended Liquors	917
Rest Of Ca	Food Or Kindred Products	Denver Or Dried Fruit Or Veg	781
Rest Of Ca	Food Or Kindred Products	Candy Or Other Confectionery	125
Rest Of Ca	Food Or Kindred Products	Misc Food Preparations, Nec	9
Rest Of Ca	Food Or Kindred Products	Frozen Fruit, Veg Or Juice	1
Rest Of Ca	Food Or Kindred Products	Malt	0
Rest Of Ca	Food Or Kindred Products	Meat Products	0
Rest Of Ca	Food Or Kindred Products	Biscuits, Crackers Or Pretzels	3
Rest Of Ca	Food Or Kindred Products	Prepared Or Canned Feed	2
Rest Of Ca	Food Or Kindred Products	Bread Or Other Bakery Prod	1
Rest Of Ca	Food Or Kindred Products	Animal By-Prod, Inedible	0
Rest Of Ca	Food Or Kindred Products	Meat, Fresh Or Dried	0
Rest Of Ca	Food Or Kindred Products	Cheese Or Special Dairy Produ	0
Rest Of Ca	Fresh Fish Or Marine Products	Marine Products	20
Rest Of Ca	Furniture Or Fixtures	Bedspings Or Mattresses	170
Rest Of Ca	Furniture Or Fixtures	Tables Or Desks	24
Rest Of Ca	Furniture Or Fixtures	Benches, Chairs, Stools	24
Rest Of Ca	Furniture Or Fixtures	Beds, Dressers, Chests, Etc.	8
Rest Of Ca	Furniture Or Fixtures	Household Or Office Furn, Nec	7
Rest Of Ca	Furniture Or Fixtures	Cabinets Or Cases	6
Rest Of Ca	Furniture Or Fixtures	Sofas, Couches, Etc.	3

1995 Nevada Outbound Freight: Commodity Detail

1995 Nevada Inbound Freight: Commodity Detail

Destination	2 Digit Commodity Group	Commodity Detail	Tons Out
Southwest	Ordnance Or Accessories	Small Arms Ammo 30mm Or Les	18
Southwest	Petroleum Or Coal Products	Petroleum Refining Products	3
Southwest	Petroleum Or Coal Products	Misc Coal Or Petroleum Product	0
Southwest	Primary Metal Products	Iron Or Steel Forgings	4,808
Southwest	Primary Metal Products	Iron Or Steel Castings	6
Southwest	Primary Metal Products	Nonferrous Metal Forgings	5
Southwest	Primary Metal Products	Primary Iron Or Steel Products	3
Southwest	Primary Metal Products	Cooper Or Alloy Basic Shapes	1
Southwest	Primary Metal Products	Steel Wire, Nails Or Spikes	1
Southwest	Primary Metal Products	Blast Furnace Or Coke	1
Southwest	Primary Metal Products	Misc Nonferrous Basic Shapes	1
Southwest	Primary Metal Products	Aluminum Or Alloy Basic Shapes	0
Southwest	Primary Metal Products	Nonferrous Wire	0
Southwest	Printed Matter	Newspapers	165
Southwest	Printed Matter	Misc Printed Matter	129
Southwest	Printed Matter	Manifold Business Forms	127
Southwest	Printed Matter	Printed Matter	26
Southwest	Printed Matter	Greeting Cards, Seals, Etc	3
Southwest	Printed Matter	Blankbook, Loose Leaf Binder	0
Southwest	Printed Matter	Books	0
Southwest	Pulp, Paper Or Allied Products	Containers Or Boxes Paper	128
Southwest	Pulp, Paper Or Allied Products	Misc Converted Paper Products	35
Southwest	Pulp, Paper Or Allied Products	Fibre Cans, Drums Or Tubes	7
Southwest	Pulp, Paper Or Allied Products	Paper Bags	1
Southwest	Pulp, Paper Or Allied Products	Paper	1
Southwest	Pulp, Paper Or Allied Products	Sanitary Paper Products	1
Southwest	Rubber Or Misc Plastics	Misc Plastic Products	3,638
Southwest	Rubber Or Misc Plastics	Rubber Or Misc Plastics	134
Southwest	Rubber Or Misc Plastics	Misc Fabricated Products	38
Southwest	Rubber Or Misc Plastics	Tires Or Inner Tubes	5
Southwest	Secondary Traffic	Warehouse & Distribution Center	9,993
Southwest	Shipping Containers	Empty Equipment, Reverse Rout	560
Southwest	Textile Mill Products	Cordage Or Twine	103
Southwest	Textile Mill Products	Knit Fabrics	82
Southwest	Textile Mill Products	Woven Carpets, Mats Or Rugs	14
Southwest	Textile Mill Products	Man-Made Or Glass Woven Fibr	1
Southwest	Textile Mill Products	Cotton Broad-Woven Fabrics	1
Southwest	Textile Mill Products	Narrow Fabrics	0
Southwest	Textile Mill Products	Wool Broad-Woven Fabrics	0
Southwest	Textile Mill Products	Wool Or Monair	0
Southwest	Textile Mill Products	Thread	0
Southwest	Tobacco Products	Cigarettes	1
Southwest	Transportation Equipment	Motor Vehicles	128
Southwest	Transportation Equipment	Motor Vehicle Parts Or Accessor	81
Southwest	Transportation Equipment	Transportation Equipment	18
Southwest	Transportation Equipment	Truck Trailers	15
Southwest	Transportation Equipment	Locomotives Or Parts	4
Southwest	Transportation Equipment	Aircraft	2
Southwest	Transportation Equipment	Motor Bus Or Truck Bodies	2
Southwest	Transportation Equipment	Ships Or Boats	2
Southwest	Transportation Equipment	Misc Aircraft Parts	1
Southwest	Transportation Equipment	Aircraft Or Missile Engines	1
Southwest	Apparel Or Related Products	Womens Or Childrens Clothing	3,830
Southwest	Apparel Or Related Products	Apparel Or Related Products	558
Southwest	Apparel Or Related Products	Mens Or Boys Clothing	542
Southwest	Apparel Or Related Products	Textile Housefurnishings	367
Southwest	Apparel Or Related Products	Misc Fabricated Textile Products	39
Southwest	Apparel Or Related Products	Caps Or Hats Or Hat Bodies	5
Southwest	Apparel Or Related Products	Curtains Or Draperies	5
Southwest	Apparel Or Related Products	Textile Prod, Pleated, Etc	3
Southwest	Apparel Or Related Products	Textile Bags	2
Southwest	Apparel Or Related Products	Raincoats Or Other Rain Wear	2
Southwest	Apparel Or Related Products	Apparel, Nec	1
Southwest	Apparel Or Related Products	Apparel Belts	0
Southwest	Apparel Or Related Products	Robes Or Dressing Gowns	0
Southwest	Chemicals Or Allied Products	Potassium Or Sodium Compound	11,481
Southwest	Chemicals Or Allied Products	Paints, Lacquers, Etc	553
Southwest	Chemicals Or Allied Products	Misc Indus Inorganic Chemicals	251
Southwest	Chemicals Or Allied Products	Fertilizers	113
Southwest	Chemicals Or Allied Products	Chemicals Or Allied Products	51
Southwest	Chemicals Or Allied Products	Drugs	5
Southwest	Chemicals Or Allied Products	Industrial Gases	4
Southwest	Chemicals Or Allied Products	Cosmetics, Perfumes, Etc	2
Southwest	Chemicals Or Allied Products	Plastic Mater Or Synth Fibres	1
Southwest	Chemicals Or Allied Products	Adhesives	1
Southwest	Chemicals Or Allied Products	Misc Industrial Organic Chemical	0
Southwest	Chemicals Or Allied Products	Chemical Preparations, Nec	0
Southwest	Clay, Concrete, Glass Or Stone	Nonmetal Minerals, Processed	7,450
Southwest	Clay, Concrete, Glass Or Stone	Lime Or Lime Plaster	3,880
Southwest	Clay, Concrete, Glass Or Stone	Gypsum Products	441
Southwest	Clay, Concrete, Glass Or Stone	Clay, Concrete, Glass Or Stone	55
Southwest	Clay, Concrete, Glass Or Stone	Flat Glass	21
Southwest	Clay, Concrete, Glass Or Stone	Concrete Products	8
Southwest	Clay, Concrete, Glass Or Stone	Misc Glassware, Blown Or Press	1
Southwest	Clay, Concrete, Glass Or Stone	Abrasive Products	0
Southwest	Clay, Concrete, Glass Or Stone	Portland Cement	0
Southwest	Electrical Equipment	Lighting Fixtures	30
Southwest	Electrical Equipment	Noncurrent Wiring Devices	59
Southwest	Electrical Equipment	Misc Electronic Components	53
Southwest	Electrical Equipment	Motors Or Generators	38
Southwest	Electrical Equipment	Electric Lamps	34
Southwest	Electrical Equipment	Current Carrying Wiring Equipm	20
Southwest	Electrical Equipment	Carbon Prod For Electric Uses	19
Southwest	Electrical Equipment	Solid State Semiconducts	18

Origin	2 Digit Commodity Group	Commodity Detail	Tons In
Rest Of Ca	Furniture Or Fixtures	Furniture Or Fixtures, Nec	2
Rest Of Ca	Furniture Or Fixtures	Buffets, China Closets, Etc	2
Rest Of Ca	Furniture Or Fixtures	Childrens Furniture	1
Rest Of Ca	Furniture Or Fixtures	Public Building Or Related Furni	0
Rest Of Ca	Furniture Or Fixtures	Metal Lockers, Partitions, Etc	0
Rest Of Ca	Instrum, Photo Equip, Optical E	Orthopedic Or Prosthetic Suppl	253
Rest Of Ca	Instrum, Photo Equip, Optical E	Surgical Or Medical Instruments	10
Rest Of Ca	Instrum, Photo Equip, Optical E	Automatic Temperature Controls	8
Rest Of Ca	Instrum, Photo Equip, Optical E	Mech Measuring Or Control Equip	1
Rest Of Ca	Instrum, Photo Equip, Optical E	Ophthalmic Or Opticians Goods	1
Rest Of Ca	Instrum, Photo Equip, Optical E	Enrgy, Lab Or Scientific Equipm	1
Rest Of Ca	Leather Or Leather Products	Leather Footwear	3
Rest Of Ca	Lumber Or Wood Products	Lumber Or Dimension Stock	15,201
Rest Of Ca	Lumber Or Wood Products	Millwork Or Cabinework	13,305
Rest Of Ca	Lumber Or Wood Products	Plywood Or Veneer	5,453
Rest Of Ca	Lumber Or Wood Products	Prefab Wood Buildings	2,596
Rest Of Ca	Lumber Or Wood Products	Primary Forest Materials	16
Rest Of Ca	Lumber Or Wood Products	Kitchen Cabinets, Wood	7
Rest Of Ca	Lumber Or Wood Products	Misc Wood Products	1
Rest Of Ca	Lumber Or Wood Products	Wooden Ware Or Flatware	0
Rest Of Ca	Lumber Or Wood Products	Wood Prod, Nec	0
Rest Of Ca	Lumber Or Wood Products	Cork Products	0
Rest Of Ca	Machinery	Conveyors Or Parts	693
Rest Of Ca	Machinery	Constr Machinery Or Equipment	438
Rest Of Ca	Machinery	Refrigeration Machinery	388
Rest Of Ca	Machinery	Misc Service Industry Machinery	311
Rest Of Ca	Machinery	Industrial Trucks, Etc	240
Rest Of Ca	Machinery	Electronic Data Proc Equipment	190
Rest Of Ca	Machinery	Elevators Or Escalators	112
Rest Of Ca	Machinery	Industrial Pumps	32
Rest Of Ca	Machinery	Misc Internal Combustion Engr	22
Rest Of Ca	Machinery	Metalworking Machinery	19
Rest Of Ca	Machinery	Typewriters Or Parts	11
Rest Of Ca	Machinery	Automatic Merchandising Machi	7
Rest Of Ca	Machinery	Special Dies, Tools, Jigs, Etc	4
Rest Of Ca	Machinery	Misc General Industrial	4
Rest Of Ca	Machinery	Misc Machinery Or Parts	3
Rest Of Ca	Machinery	Misc Special Industry Mach	3
Rest Of Ca	Machinery	Printing Trades Machinery	1
Rest Of Ca	Machinery	Food Prod Machinery	1
Rest Of Ca	Machinery	Lawn Or Garden Equipment	0
Rest Of Ca	Machinery	Scales Or Balances	0
Rest Of Ca	Machinery	Misc Office Machines	0
Rest Of Ca	Mail Or Contract Traffic	Mail And Express Traffic	448
Rest Of Ca	Misc Manufacturing Products	Sporting Or Athletic Goods	53,042
Rest Of Ca	Misc Manufacturing Products	Signs Or Advertising Displays	142
Rest Of Ca	Misc Manufacturing Products	Manufactured Prod, Nec	2
Rest Of Ca	Misc Manufacturing Products	Silverware Or Plated Ware	0
Rest Of Ca	Misc Manufacturing Products	Brooms, Brushes, Etc	0
Rest Of Ca	Petroleum Or Coal Products	Petroleum Refining Products	49,414
Rest Of Ca	Petroleum Or Coal Products	Asphalt Paving Blocks Or Mix	611
Rest Of Ca	Petroleum Or Coal Products	Asphalt Coatings Or Felt	17
Rest Of Ca	Primary Metal Products	Aluminum Or Alloy Castings	1,482
Rest Of Ca	Primary Metal Products	Primary Metal Products, Nec	1,180
Rest Of Ca	Primary Metal Products	Iron Or Steel Castings	1,063
Rest Of Ca	Primary Metal Products	Primary Iron Or Steel Products	216
Rest Of Ca	Primary Metal Products	Primary Cooper Smelter Product	105
Rest Of Ca	Primary Metal Products	Aluminum Or Alloy Basic Shape	47
Rest Of Ca	Primary Metal Products	Nonferrous Wire	37
Rest Of Ca	Primary Metal Products	Blast Furnace Or Coke	32
Rest Of Ca	Primary Metal Products	Cooper Or Alloy Basic Shapes	1
Rest Of Ca	Printed Matter	Misc Printed Matter	1,160
Rest Of Ca	Printed Matter	Periodicals	12
Rest Of Ca	Printed Matter	Books	5
Rest Of Ca	Printed Matter	Manifold Business Forms	0
Rest Of Ca	Printed Matter	Blankbook, Loose Leaf Binder	0
Rest Of Ca	Pulp, Paper Or Allied Products	Paper	9,099
Rest Of Ca	Pulp, Paper Or Allied Products	Sanitary Paper Products	631
Rest Of Ca	Pulp, Paper Or Allied Products	Paper Bags	571
Rest Of Ca	Pulp, Paper Or Allied Products	Misc Converted Paper Products	144
Rest Of Ca	Pulp, Paper Or Allied Products	Die-Cut Paper Or Pabd Product	99
Rest Of Ca	Pulp, Paper Or Allied Products	Sanitary Food Containers	52
Rest Of Ca	Pulp, Paper Or Allied Products	Envelopes	47
Rest Of Ca	Pulp, Paper Or Allied Products	Containers Or Boxes Paper	1
Rest Of Ca	Pulp, Paper Or Allied Products	Paper Or Building Board	0
Rest Of Ca	Rubber Or Misc Plastics	Misc Plastic Products	581
Rest Of Ca	Rubber Or Misc Plastics	Tires Or Inner Tubes	172
Rest Of Ca	Rubber Or Misc Plastics	Rubber Or Misc Plastics	18
Rest Of Ca	Rubber Or Misc Plastics	Rubber Or Plastic Footwear	5
Rest Of Ca	Rubber Or Misc Plastics	Misc Fabricated Products	2
Rest Of Ca	Secondary Traffic	Warehouse & Distribution Center	60,475
Rest Of Ca	Secondary Traffic	Rail Intermodal Dravage	17,635
Rest Of Ca	Textile Mill Products	Woven Carpets, Mats Or Rugs	47
Rest Of Ca	Textile Mill Products	Knit Fabrics	8
Rest Of Ca	Transportation Equipment	Motor Vehicles	305
Rest Of Ca	Transportation Equipment	Misc Aircraft Parts	21
Rest Of Ca	Transportation Equipment	Aircraft Or Missile Engines	9
Rest Of Ca	Transportation Equipment	Motor Vehicle Parts Or Accesso	3
Rest Of Ca	Transportation Equipment	Motor Bus Or Truck Bodies	2
Rest Of Ca	Transportation Equipment	Aircraft	0
Rest Of Ca	Transportation Equipment	Truck Trailers	0
Sacramento Valley	Apparel Or Related Products	Apparel Findings	8
Sacramento Valley	Apparel Or Related Products	Mens Or Boys Clothing	3
Sacramento Valley	Apparel Or Related Products	Womens Or Childrens Clothing	3

1995 Nevada Outbound Freight: Commodity Detail

1995 Nevada Inbound Freight: Commodity Detail

Destination	2 Digit Commodity Group	Commodity Detail	Tons Out	Origin	2 Digit Commodity Group	Commodity Detail	Tons In
Southwest	Electrical Equipment	Storage Batteries Or Plates	17	Sacramento Valley	Apparel Or Related Products	Misc Fabricated Textile Product	2
Southwest	Electrical Equipment	Industrial Controls Or Parts	1	Sacramento Valley	Apparel Or Related Products	Textile Household Linings	1
Southwest	Electrical Equipment	Welding Apparatus	9	Sacramento Valley	Apparel Or Related Products	Textile Bags	1
Southwest	Electrical Equipment	Elec Eq For Intern Comb Engine	9	Sacramento Valley	Apparel Or Related Products	Curtains Or Draperies	0
Southwest	Electrical Equipment	Electrical Equipment, Nec	5	Sacramento Valley	Apparel Or Related Products	Robes Or Dressing Gowns	0
Southwest	Electrical Equipment	Misc Electrical Industrial Equipm	4	Sacramento Valley	Apparel Or Related Products	Apparel, Nec	0
Southwest	Electrical Equipment	Switchgear Or Switchboards	3	Sacramento Valley	Chemicals Or Allied Products	Misc Inorg Inorganic Chemicals	9,149
Southwest	Electrical Equipment	Household Cooking Equipment	2	Sacramento Valley	Chemicals Or Allied Products	Fertilizers	527
Southwest	Electrical Equipment	Electric Housewares Or Fans	3	Sacramento Valley	Chemicals Or Allied Products	Paints, Lacquers, Etc	378
Southwest	Electrical Equipment	Electronic Tubes	1	Sacramento Valley	Chemicals Or Allied Products	Adhesives	145
Southwest	Electrical Equipment	Radio Or Tv Receiving Sets	1	Sacramento Valley	Chemicals Or Allied Products	Specialty Cleaning Preparations	103
Southwest	Electrical Equipment	X-Ray Equipment	1	Sacramento Valley	Chemicals Or Allied Products	Drugs	52
Southwest	Electrical Equipment	Electric Measuring Instrmts	0	Sacramento Valley	Chemicals Or Allied Products	Cyclic Intermediates Or Dvas	22
Southwest	Electrical Equipment	Telephone Or Telegraph Equipm	0	Sacramento Valley	Chemicals Or Allied Products	Chemical Preparations, Nec	22
Southwest	Electrical Equipment	Misc Household Appliances	0	Sacramento Valley	Chemicals Or Allied Products	Crude Prod Or Coal Gas Petrole	5
Southwest	Fabricated Metal Products	Fabricated Plate Products	1,955	Sacramento Valley	Chemicals Or Allied Products	Soap Or Other Detergents	2
Southwest	Fabricated Metal Products	Fabricated Structural Metal Prod	176	Sacramento Valley	Chemicals Or Allied Products	Potassium Or Sodium Compound	0
Southwest	Fabricated Metal Products	Misc Hardware	61	Sacramento Valley	Clay, Concrete, Glass Or Stone	Portland Cement	27,094
Southwest	Fabricated Metal Products	Fabricated Metal Products, Nec	40	Sacramento Valley	Clay, Concrete, Glass Or Stone	Gypsum Products	14,187
Southwest	Fabricated Metal Products	Misc Metal Work	33	Sacramento Valley	Clay, Concrete, Glass Or Stone	Clay Brck Or Tile	7,421
Southwest	Fabricated Metal Products	Sheet Metal Products	30	Sacramento Valley	Clay, Concrete, Glass Or Stone	Mineral Wool	1,237
Southwest	Fabricated Metal Products	Builders Or Cabinet Hardware	27	Sacramento Valley	Clay, Concrete, Glass Or Stone	Refractories	840
Southwest	Fabricated Metal Products	Metal Doors, Sash, Etc	12	Sacramento Valley	Clay, Concrete, Glass Or Stone	Glass Containers	448
Southwest	Fabricated Metal Products	Cutlery, Not Electrical	8	Sacramento Valley	Clay, Concrete, Glass Or Stone	Misc Glassware Blown Or Press	89
Southwest	Fabricated Metal Products	Fabricated Metal Products	8	Sacramento Valley	Clay, Concrete, Glass Or Stone	Ready-Mix Concrete, Wet	31
Southwest	Fabricated Metal Products	Metal Stampings	5	Sacramento Valley	Clay, Concrete, Glass Or Stone	Misc Nonmetallic Minerals	24
Southwest	Fabricated Metal Products	Metal Sanitary Ware	2	Sacramento Valley	Clay, Concrete, Glass Or Stone	Concrete Products	4
Southwest	Fabricated Metal Products	Metal Safes Or Vaults	1	Sacramento Valley	Electrical Equipment	Lighting Fixtures	364
Southwest	Fabricated Metal Products	Steel Springs	0	Sacramento Valley	Electrical Equipment	Misc Electronic Components	340
Southwest	Fabricated Metal Products	Edge Or Hand Tools	0	Sacramento Valley	Electrical Equipment	Noncurrent Wiring Devices	100
Southwest	Fabricated Metal Products	Valves Or Pipe Fittings	0	Sacramento Valley	Electrical Equipment	Telephones Or Telegraph Equip	58
Southwest	Fabricated Metal Products	Plumbing Fixtures	0	Sacramento Valley	Electrical Equipment	Electronic Tubes	57
Southwest	Fabricated Metal Products	Heating Equip, Not Electrical	0	Sacramento Valley	Electrical Equipment	Electrical Equipment, Nec	18
Southwest	Farm Products	Misc, Field Crops	72	Sacramento Valley	Electrical Equipment	Storage Batteries Or Plates	17
Southwest	Food Or Kindred Products	Prepared Or Canned Feed	18,123	Sacramento Valley	Electrical Equipment	Elec Eq For Intern Comb Engine	9
Southwest	Food Or Kindred Products	Food Or Kindred Products	18	Sacramento Valley	Electrical Equipment	Electrical Transformers	4
Southwest	Food Or Kindred Products	Meat, Fresh Or Chilled	1	Sacramento Valley	Electrical Equipment	Switchgear Or Switchboards	2
Southwest	Food Or Kindred Products	Animal By-Prod, Inedible	1	Sacramento Valley	Electrical Equipment	Electric Measuring Instrmts	4
Southwest	Food Or Kindred Products	Misc Food Preparations, Nec	0	Sacramento Valley	Electrical Equipment	Household Refrigerators	0
Southwest	Food Or Kindred Products	Meat, Fresh Frozen	0	Sacramento Valley	Fabricated Metal Products	Sheet Metal Products	4,565
Southwest	Furniture Or Fixtures	Furniture Or Fixtures, Nec	23	Sacramento Valley	Fabricated Metal Products	Fabricated Structural Metal Pro	3,651
Southwest	Furniture Or Fixtures	Furniture Or Fixtures	7	Sacramento Valley	Fabricated Metal Products	Misc Metal Work	305
Southwest	Furniture Or Fixtures	Venetian Blinds, Shades, Etc	2	Sacramento Valley	Fabricated Metal Products	Fabricated Metal Products, Nec	802
Southwest	Furniture Or Fixtures	Public Building Or Related Furni	1	Sacramento Valley	Fabricated Metal Products	Metal Doors, Sash, Etc	450
Southwest	Furniture Or Fixtures	Metal Lockers, Partitions, Etc	0	Sacramento Valley	Fabricated Metal Products	Valves Or Pipe Fittings	402
Southwest	Furniture Or Fixtures	Bedsprings Or Mattresses	0	Sacramento Valley	Fabricated Metal Products	Metal Cans	35
Southwest	Furniture Or Fixtures	Benches, Chairs, Stools	0	Sacramento Valley	Fabricated Metal Products	Architectural Metal Work	25
Southwest	Furniture Or Fixtures	Tables Or Desks	0	Sacramento Valley	Fabricated Metal Products	Metal Safes Or Vaults	9
Southwest	Furniture Or Fixtures	Household Or Office Furn, Nec	0	Sacramento Valley	Fabricated Metal Products	Plumbing Fixtures	1
Southwest	Instrum, Photo Equip, Optical E	Engrg, Lab Or Scientific Equipm	112	Sacramento Valley	Fabricated Metal Products	Fabricated Plate Products	0
Southwest	Instrum, Photo Equip, Optical E	Orthopedic Or Prosthetic Suppli	1	Sacramento Valley	Fabricated Metal Products	Misc Fabricated Wire Products	0
Southwest	Instrum, Photo Equip, Optical E	Mech Measuring Or Control Equip	0	Sacramento Valley	Fabricated Metal Products	Heating Equip, Not Electrical	0
Southwest	Instrum, Photo Equip, Optical E	Photographic Equip Or Supplies	0	Sacramento Valley	Farm Products	Misc Fresh Vegetables	2,250
Southwest	Instrum, Photo Equip, Optical E	Surgical Or Medical Instruments	0	Sacramento Valley	Farm Products	Deciduous Fruits	5,283
Southwest	Leather Or Leather Products	Leather Footwear	0	Sacramento Valley	Farm Products	Misc Field Crops	1,800
Southwest	Lumber Or Wood Products	Primary Forest Materials	5,664	Sacramento Valley	Farm Products	Leafy Fresh Vegetables	113
Southwest	Lumber Or Wood Products	Lumber Or Dimension Stock	1,590	Sacramento Valley	Farm Products	Bulbs, Roots Or Tubers	46
Southwest	Lumber Or Wood Products	Wood Prod, Nec	5	Sacramento Valley	Food Or Kindred Products	Soft Drinks Or Mineral Water	106,497
Southwest	Lumber Or Wood Products	Kitchen Cabinets, Wood	2	Sacramento Valley	Food Or Kindred Products	Wine, Brandy Or Brandy Spirit	29,152
Southwest	Lumber Or Wood Products	Millwork Or Cabinetwork	0	Sacramento Valley	Food Or Kindred Products	Sugar, Refined, Cane Or Beet	25,030
Southwest	Machinery	Misc Machinery Or Parts	217	Sacramento Valley	Food Or Kindred Products	Malt Liquors	21,475
Southwest	Machinery	Industrial Pumps	122	Sacramento Valley	Food Or Kindred Products	Margarine, Shortening, Etc	13,992
Southwest	Machinery	Misc General Industrial	91	Sacramento Valley	Food Or Kindred Products	Pickled Fruits Or Vegetables	13,100
Southwest	Machinery	Mech Power Transmission Equip	56	Sacramento Valley	Food Or Kindred Products	Misc Flavoring Extracts	8,901
Southwest	Machinery	Ventilating Equipment	51	Sacramento Valley	Food Or Kindred Products	Canned Specialties	5,845
Southwest	Machinery	Machinery	50	Sacramento Valley	Food Or Kindred Products	Flour Or Other Grain Mill Produ	5,277
Southwest	Machinery	Ball Or Roller Bearings	35	Sacramento Valley	Food Or Kindred Products	Processed Fish Products	3,755
Southwest	Machinery	Industrial Process Furnaces	23	Sacramento Valley	Food Or Kindred Products	Canned Fruits, Vegetables, Etc	2,524
Southwest	Machinery	Misc Service Industry Machinery	16	Sacramento Valley	Food Or Kindred Products	Milled Rice, Flour Or Meal	2,042
Southwest	Machinery	Carburetors, Pistons, Etc	3	Sacramento Valley	Food Or Kindred Products	Distilled Or Blended Liquors	1,755
Southwest	Machinery	Oil Field Machinery Or Equipme	5	Sacramento Valley	Food Or Kindred Products	Dendr Or Dried Fruit Or Veg	1,468
Southwest	Machinery	Metalworking Machinery	5	Sacramento Valley	Food Or Kindred Products	Candy Or Other Confectionery	710
Southwest	Machinery	Industrial Trucks, Etc	3	Sacramento Valley	Food Or Kindred Products	Misc Food Preparations, Nec	120
Southwest	Machinery	Misc Office Machines	1	Sacramento Valley	Food Or Kindred Products	Frozen Fruit, Veg Or Juice	81
Southwest	Machinery	Refrigeration Machinery	1	Sacramento Valley	Food Or Kindred Products	Malt	24
Southwest	Machinery	Misc Internal Combustion Engin	0	Sacramento Valley	Food Or Kindred Products	Prepared Or Canned Feed	2
Southwest	Machinery	Mining Machinery Or Parts	0	Sacramento Valley	Food Or Kindred Products	Ice Cream Or Rat Froz Desserts	0
Southwest	Machinery	Machine Tool Accessories	0	Sacramento Valley	Food Or Kindred Products	Animal By-Prod, Inedible	0
Southwest	Machinery	Electronic Data Proc Equipment	0	Sacramento Valley	Food Or Kindred Products	Meat, Fresh Or Chilled	0
Southwest	Machinery	Constr Machinery Or Equipment	0	Sacramento Valley	Food Or Kindred Products	Cheese Or Special Dairy Produ	0
Southwest	Machinery	Conveyors Or Parts	0	Sacramento Valley	Furniture Or Fixtures	Bedsprings Or Mattresses	131
Southwest	Machinery	Scales Or Balances	0	Sacramento Valley	Furniture Or Fixtures	Tables Or Desks	32
Southwest	Machinery	Misc Special Industry Mach	0	Sacramento Valley	Furniture Or Fixtures	Benches, Chairs, Stools	30
Southwest	Machinery	Special Dies, Tools, Jigs, Etc	0	Sacramento Valley	Furniture Or Fixtures	Beds, Dressers, Chests, Etc	14
Southwest	Misc Freight Shipments	Misc Freight Shipments	1,302	Sacramento Valley	Furniture Or Fixtures	Household Or Office Furn, Nec	0
Southwest	Misc Manufacturing Products	Manufactured Prod, Nec	549	Sacramento Valley	Furniture Or Fixtures	Sofas, Couches, Etc	5
Southwest	Misc Manufacturing Products	Sporting Or Athletic Goods	288	Sacramento Valley	Furniture Or Fixtures	Cabinets Or Cases	5
Southwest	Misc Manufacturing Products	Matches	154	Sacramento Valley	Furniture Or Fixtures	Wood Lockers, Partitions, Etc	2
Southwest	Misc Manufacturing Products	Furs, Dressed Or Dveg	1	Sacramento Valley	Furniture Or Fixtures	Public Building Or Related Furni	1
Southwest	Misc Manufacturing Products	Signs Or Advertising Displays	1	Sacramento Valley	Furniture Or Fixtures	Buffets, China Closets, Etc	1
Southwest	Misc Manufacturing Products	Brooms, Brushes, Etc	0	Sacramento Valley	Furniture Or Fixtures	Childrens Furniture	0
Southwest	Misc Manufacturing Products	Games Or Toys	0	Sacramento Valley	Instrum, Photo Equip, Optical E	Metal Lockers, Partitions, Etc	0
Southwest	Misc Manufacturing Products	Childrens Vemic Or Parts, Nec	0	Sacramento Valley	Instrum, Photo Equip, Optical E	Orthopedic Or Prosthetic Suppli	37
Southwest	Misc Manufacturing Products		0	Sacramento Valley	Instrum, Photo Equip, Optical E	Mech Measuring Or Control Equi	3

1995 Nevada Outbound Freight: Commodity Detail

Destination	2 Digit Commodity Group	Commodity Detail	Tons Out
Southwest	Misc Mixed Shipments	Fsk Shipments	1,720
Southwest	Nonmetallic Minerals	Chem Or Fertilizer Mineri Crude	567,068
Southwest	Nonmetallic Minerals	Misc Nonmetallic Minerals, Nec	22,280
Southwest	Nonmetallic Minerals	Broken Stone Or Riprap	5,616
Southwest	Ordnance Or Accessories	Ammo Or Related Parts, Nec	4,360
Southwest	Ordnance Or Accessories	Small Arms Ammo 30mm Or Les	40
Southwest	Ordnance Or Accessories	Small Arms 30mm Or Less	2
Southwest	Petroleum Or Coal Products	Asphalt Paving Blocks Or Mix	0
Southwest	Petroleum Or Coal Products	Petroleum Refining Products	0
Southwest	Primary Metal Products	Iron Or Steel Forgings	5,674
Southwest	Primary Metal Products	Aluminum Or Alloy Basic Shapes	7
Southwest	Primary Metal Products	Nonferrous Metal Forgings	6
Southwest	Primary Metal Products	Iron Or Steel Castings	1
Southwest	Primary Metal Products	Primary Aluminum Smelter Prod	1
Southwest	Primary Metal Products	Primary Iron Or Steel Products	1
Southwest	Primary Metal Products	Steel Wire, Nails Or Spikes	1
Southwest	Primary Metal Products	Blast Furnace Or Coke	0
Southwest	Printed Matter	Manifold Business Forms	224
Southwest	Printed Matter	Misc Printed Matter	41
Southwest	Printed Matter	Newspapers	37
Southwest	Printed Matter	Printed Matter	25
Southwest	Printed Matter	Greeting Cards, Seals, Etc.	5
Southwest	Printed Matter	Periodicals	2
Southwest	Printed Matter	Blankbook, Loose Leaf Binder	0
Southwest	Pulp, Paper Or Allied Products	Sanitary Food Containers	320
Southwest	Pulp, Paper Or Allied Products	Containers Or Boxes Paper	259
Southwest	Pulp, Paper Or Allied Products	Pulp Paper Or Allied Products	98
Southwest	Pulp, Paper Or Allied Products	Fibre Cans, Drums Or Tubes	21
Southwest	Pulp, Paper Or Allied Products	Misc Converted Paper Products	6
Southwest	Pulp, Paper Or Allied Products	Die-Cut Paper Or Prod Products	1
Southwest	Pulp, Paper Or Allied Products	Paper	1
Southwest	Pulp, Paper Or Allied Products	Paper Bags	1
Southwest	Pulp, Paper Or Allied Products	Sanitary Paper Products	0
Southwest	Pulp, Paper Or Allied Products	Envelopes	0
Southwest	Rubber Or Misc Plastics	Misc Plastic Products	8,582
Southwest	Rubber Or Misc Plastics	Misc Fabricated Products	64
Southwest	Rubber Or Misc Plastics	Rubber Or Misc Plastics	7
Southwest	Rubber Or Misc Plastics	Tires Or Inner Tubes	0
Southwest	Secondary Traffic	Warehouse & Distribution Center	9,825
Southwest	Textile Mill Products	Knit Fabrics	432
Southwest	Textile Mill Products	Thread	0
Southwest	Transportation Equipment	Transportation Equipment	298
Southwest	Transportation Equipment	Motor Vehicles	211
Southwest	Transportation Equipment	Motor Vehicle Parts Or Accessor	106
Southwest	Transportation Equipment	Motor Bus Or Truck Bodies	37
Southwest	Transportation Equipment	Truck Trailers	18
Southwest	Transportation Equipment	Locomotives Or Parts	7
Southwest	Transportation Equipment	Aircraft	4
Southwest	Transportation Equipment	Misc Aircraft Parts	3
Southwest	Transportation Equipment	Ships Or Boats	1
Southwest	Transportation Equipment	Aircraft Or Missile Engines	1
Southwest	Transportation Equipment	Aircraft Propellers Or Parts	0
Southwest	Waste Or Scrap Materials	Paper Waste Or Scrap	2,200
Utah	Apparel Or Related Products	Womens Or Childrens Clothing	536
Utah	Apparel Or Related Products	Canvas Products	63
Utah	Apparel Or Related Products	Mens Or Boys Clothing	59
Utah	Apparel Or Related Products	Misc Fabricated Textile Products	8
Utah	Apparel Or Related Products	Textile Bags	4
Utah	Apparel Or Related Products	Robes Or Dressing Gowns	2
Utah	Apparel Or Related Products	Textile Housefurnishings	1
Utah	Apparel Or Related Products	Curtains Or Draperies	0
Utah	Chemicals Or Allied Products	Potassium Or Sodium Compound	7,840
Utah	Chemicals Or Allied Products	Misc Indus Inorganic Chemicals	5,924
Utah	Chemicals Or Allied Products	Fertilizers	1,224
Utah	Chemicals Or Allied Products	Cyclic Intermediates Or Dyes	224
Utah	Chemicals Or Allied Products	Paints, Lacquers, Etc.	152
Utah	Chemicals Or Allied Products	Drugs	142
Utah	Chemicals Or Allied Products	Crude Prod Of Coal Gas Petrole	58
Utah	Chemicals Or Allied Products	Misc Industrial Organic Chemical	6
Utah	Chemicals Or Allied Products	Adhesives	2
Utah	Chemicals Or Allied Products	Printing Ink	0
Utah	Clay, Concrete, Glass Or Stone	Portland Cement	158,478
Utah	Clay, Concrete, Glass Or Stone	Ready-Mix Concrete, Wet	67,259
Utah	Clay, Concrete, Glass Or Stone	Gypsum Products	27,879
Utah	Clay, Concrete, Glass Or Stone	Lime Or Lime Plaster	27,194
Utah	Clay, Concrete, Glass Or Stone	Concrete Products	27,031
Utah	Clay, Concrete, Glass Or Stone	Clay Brick Or Tile	9,408
Utah	Clay, Concrete, Glass Or Stone	Nonmetallic Minerals, Processed	235
Utah	Clay, Concrete, Glass Or Stone	Flat Glass	7
Utah	Electrical Equipment	Misc Household Appliances	360
Utah	Electrical Equipment	Lighting Fixtures	191
Utah	Electrical Equipment	Carbon Prod For Electric Uses	20
Utah	Electrical Equipment	Solid State Semiconductors	15
Utah	Electrical Equipment	Storage Batteries Or Plates	8
Utah	Electrical Equipment	Misc Electronic Components	7
Utah	Electrical Equipment	Welding Apparatus	5
Utah	Electrical Equipment	Motors Or Generators	1
Utah	Electrical Equipment	Noncurrent Wiring Devices	1
Utah	Electrical Equipment	Elec Eq For Intern Comb Engine	1
Utah	Electrical Equipment	Electrical Equipment, Nec	1
Utah	Electrical Equipment	X-Ray Equipment	0
Utah	Electrical Equipment	Electric Lamps	0
Utah	Electrical Equipment	Current Carrying Wiring Equipm	0
Utah	Fabricated Metal Products	Fabricated Metal Products, Nec	3,890

1995 Nevada Inbound Freight: Commodity Detail

Origin	2 Digit Commodity Group	Commodity Detail	Tons In
Sacramento Valley	Instrument, Photo Equip, Optical E	Orthoaimic Or Opticians Goods	2
Sacramento Valley	Instrument, Photo Equip, Optical E	Surgical Or Medical Instruments	1
Sacramento Valley	Leather Or Leather Products	Leather Goods, Nec	1
Sacramento Valley	Leather Or Leather Products	Leather Footwear	0
Sacramento Valley	Lumber Or Wood Products	Lumber Or Dimension Stock	9,867
Sacramento Valley	Lumber Or Wood Products	Millwork Or Cabinetwork	8,974
Sacramento Valley	Lumber Or Wood Products	Plywood Or Veneer	3,537
Sacramento Valley	Lumber Or Wood Products	Prefab Wood Buildings	1,580
Sacramento Valley	Lumber Or Wood Products	Primary Forest Materials	5
Sacramento Valley	Machinery	Conveyors Or Parts	399
Sacramento Valley	Machinery	Constr Machinery Or Equipment	233
Sacramento Valley	Machinery	Electronic Data Proc Equipment	200
Sacramento Valley	Machinery	Refrigeration Machinery	192
Sacramento Valley	Machinery	Misc Service Industry Machinery	163
Sacramento Valley	Machinery	Industrial Trucks, Etc.	123
Sacramento Valley	Machinery	Elevators Or Escalators	55
Sacramento Valley	Machinery	Typewriters Or Parts	9
Sacramento Valley	Machinery	Machinery	7
Sacramento Valley	Machinery	Metalworking Machinery	4
Sacramento Valley	Machinery	Oil Field Machinery Or Equipme	4
Sacramento Valley	Machinery	Misc General Industrial	3
Sacramento Valley	Machinery	Special Dies Tools Jigs, Etc.	1
Sacramento Valley	Machinery	Machine Tools, Metal Cutting	0
Sacramento Valley	Machinery	Scales Or Balances	0
Sacramento Valley	Machinery	Ventilating Equipment	0
Sacramento Valley	Mail Or Contract Traffic	Mail And Express Traffic	540
Sacramento Valley	Misc Manufacturing Products	Sporting Or Athletic Goods	16,578
Sacramento Valley	Misc Manufacturing Products	Signs Or Advertising Displays	240
Sacramento Valley	Misc Manufacturing Products	Manufactured Prod, Nec	0
Sacramento Valley	Misc Manufacturing Products	Matches	0
Sacramento Valley	Misc Manufacturing Products	Furs, Dressed Or Dyed	0
Sacramento Valley	Ordnance Or Accessories	Small Arms Ammo 30mm Or Les	1
Sacramento Valley	Ordnance Or Accessories	Ammo Or Related Parts, Nec	0
Sacramento Valley	Petroleum Or Coal Products	Petroleum Refining Products	2,660
Sacramento Valley	Petroleum Or Coal Products	Asphalt Paving Blocks Or Mix	49
Sacramento Valley	Petroleum Or Coal Products	Asphalt Coatings Or Fall	11
Sacramento Valley	Primary Metal Products	Aluminum Or Alloy Castings	849
Sacramento Valley	Primary Metal Products	Primary Metal Products, Nec	489
Sacramento Valley	Primary Metal Products	Iron Or Steel Castings	348
Sacramento Valley	Primary Metal Products	Primary Iron Or Steel Products	109
Sacramento Valley	Primary Metal Products	Nonferrous Wire	97
Sacramento Valley	Primary Metal Products	Primary Copper Smelter Product	49
Sacramento Valley	Primary Metal Products	Blast Furnace Or Coke	17
Sacramento Valley	Primary Metal Products	Aluminum Or Alloy Basic Shape	15
Sacramento Valley	Primary Metal Products	Primary Metal Products	12
Sacramento Valley	Primary Metal Products	Steel Wire, Nails Or Spikes	6
Sacramento Valley	Printed Matter	Misc Printed Matter	529
Sacramento Valley	Printed Matter	Periodicals	2
Sacramento Valley	Printed Matter	Manifold Business Forms	2
Sacramento Valley	Printed Matter	Svc Indus Fr Print Traces	1
Sacramento Valley	Pulp, Paper Or Allied Products	Sanitary Paper Products	586
Sacramento Valley	Pulp, Paper Or Allied Products	Paper Bags	301
Sacramento Valley	Pulp, Paper Or Allied Products	Misc Converted Paper Products	114
Sacramento Valley	Pulp, Paper Or Allied Products	Paper	47
Sacramento Valley	Pulp, Paper Or Allied Products	Sanitary Food Containers	45
Sacramento Valley	Pulp, Paper Or Allied Products	Envelopes	40
Sacramento Valley	Pulp, Paper Or Allied Products	Die-Cut Paper Or Prod Product	25
Sacramento Valley	Pulp, Paper Or Allied Products	Containers Or Boxes, Paper	3
Sacramento Valley	Pulp, Paper Or Allied Products	Fiber Paper Or Pulpboard	0
Sacramento Valley	Pulp, Paper Or Allied Products	Paper Or Building Board	0
Sacramento Valley	Rubber Or Misc Plastics	Misc Plastic Products	259
Sacramento Valley	Rubber Or Misc Plastics	Tires Or Inner Tubes	36
Sacramento Valley	Rubber Or Misc Plastics	Rub Or Plas Hose Or Belting	0
Sacramento Valley	Rubber Or Misc Plastics	Misc Fabricated Products	0
Sacramento Valley	Secondary Traffic	Rail Intermodal Drayage	72,327
Sacramento Valley	Secondary Traffic	Warehouse & Distribution Center	72,072
Sacramento Valley	Secondary Traffic	Air Freight Drayage	1,183
Sacramento Valley	Transportation Equipment	Truck Trailers	1,401
Sacramento Valley	Transportation Equipment	Motor Vehicles	85
Sacramento Valley	Transportation Equipment	Missile Or Space Ven Parts	30
Sacramento Valley	Transportation Equipment	Motor Vehicle Parts Or Accessor	3
Sacramento Valley	Transportation Equipment	Transportation Equipment, Nec	0
San Francisco/Oaki	Apparel Or Related Products	Womens Or Childrens Clothing	108
San Francisco/Oaki	Apparel Or Related Products	Mens Or Boys Clothing	97
San Francisco/Oaki	Apparel Or Related Products	Misc Fabricated Textile Product	75
San Francisco/Oaki	Apparel Or Related Products	Apparel Findings	39
San Francisco/Oaki	Apparel Or Related Products	Textile Housefurnishings	12
San Francisco/Oaki	Apparel Or Related Products	Apparel, Nec	3
San Francisco/Oaki	Apparel Or Related Products	Robes Or Dressing Gowns	4
San Francisco/Oaki	Apparel Or Related Products	Textile Bags	4
San Francisco/Oaki	Apparel Or Related Products	Curtains Or Draperies	1
San Francisco/Oaki	Apparel Or Related Products	Canvas Products	1
San Francisco/Oaki	Chemicals Or Allied Products	Misc Indus Inorganic Chemicals	38,674
San Francisco/Oaki	Chemicals Or Allied Products	Fertilizers	4,202
San Francisco/Oaki	Chemicals Or Allied Products	Explosives	3,950
San Francisco/Oaki	Chemicals Or Allied Products	Paints, Lacquers, Etc.	2,395
San Francisco/Oaki	Chemicals Or Allied Products	Specialty Cleaning Preparations	827
San Francisco/Oaki	Chemicals Or Allied Products	Adhesives	641
San Francisco/Oaki	Chemicals Or Allied Products	Potassium Or Sodium Compound	255
San Francisco/Oaki	Chemicals Or Allied Products	Cyclic Intermediates Or Dyes	209
San Francisco/Oaki	Chemicals Or Allied Products	Drugs	169
San Francisco/Oaki	Chemicals Or Allied Products	Misc Industrial Organic Chemical	59
San Francisco/Oaki	Chemicals Or Allied Products	Chemical Preparations, Nec	59
San Francisco/Oaki	Chemicals Or Allied Products	Crude Prod Of Coal Gas Petrole	40

1995 Nevada Outbound Freight: Commodity Detail

1995 Nevada Inbound Freight: Commodity Detail

Destination	2 Digit Commodity Group	Commodity Detail	Tons Out	Origin	2 Digit Commodity Group	Commodity Detail	Tons In
Utah	Fabricated Metal Products	Architectural Metal Work	955	San Francisco/Oakl	Chemicals Or Allied Products	Soap Or Other Detergents	18
Utah	Fabricated Metal Products	Fabricated Structural Metal Prod	533	San Francisco/Oakl	Chemicals Or Allied Products	Cosmetic Perfumes Etc	2
Utah	Fabricated Metal Products	Misc Metal Work	45	San Francisco/Oakl	Chemicals Or Allied Products	Misc Agricultural Chemicals	2
Utah	Fabricated Metal Products	Sheet Metal Products	6	San Francisco/Oakl	Chemicals Or Allied Products	Printing Ink	1
Utah	Fabricated Metal Products	Metal Safes Or Vaults	2	San Francisco/Oakl	Clay Concrete Glass Or Stone	Portland Cement	42 41
Utah	Fabricated Metal Products	Metal Doors Sash Etc	1	San Francisco/Oakl	Clay Concrete Glass Or Stone	Gypsum Products	22 785
Utah	Fabricated Metal Products	Fabricated Plate Products	0	San Francisco/Oakl	Clay Concrete Glass Or Stone	Clay Brick Or Tile	17 527
Utah	Fabricated Metal Products	Cutting Not Electrical	0	San Francisco/Oakl	Clay Concrete Glass Or Stone	Mineral Wool	1 254
Utah	Farm Products	Misc Field Crops	4 528	San Francisco/Oakl	Clay Concrete Glass Or Stone	Refractories	1 350
Utah	Food Or Kindred Products	Prepared Or Canned Feed	9 039	San Francisco/Oakl	Clay Concrete Glass Or Stone	Glass Containers	719
Utah	Food Or Kindred Products	Ice Natural Or Manufactured	4 549	San Francisco/Oakl	Clay Concrete Glass Or Stone	Ready-Mix Concrete Wet	314
Utah	Food Or Kindred Products	Ice Cream Or Rel Froz Desserts	828	San Francisco/Oakl	Clay Concrete Glass Or Stone	Misc Glassware Blown Or Press	137
Utah	Food Or Kindred Products	Distilled Or Blended Liquors	538	San Francisco/Oakl	Clay Concrete Glass Or Stone	Misc Nonmetallic Minerals	39
Utah	Food Or Kindred Products	Pickled Fruits Or Vegetables	342	San Francisco/Oakl	Clay Concrete Glass Or Stone	Concrete Products	25
Utah	Food Or Kindred Products	Misc Food Preparations Nec	60	San Francisco/Oakl	Clay Concrete Glass Or Stone	Nonmetallic Minerals Processed	0
Utah	Food Or Kindred Products	Cereal Preparations	13	San Francisco/Oakl	Clay Concrete Glass Or Stone	Misc Pottery Products	0
Utah	Food Or Kindred Products	Denivr Or Dried Fruit Or Veg	1	San Francisco/Oakl	Clay Concrete Glass Or Stone	Porcelain Electric Supplies	0
Utah	Freight Forwarder Traffic	Freight Forwarder Traffic	320	San Francisco/Oakl	Electrical Equipment	Lighting Fixtures	11 528
Utah	Furniture Or Fixtures	Furniture Or Fixtures Nec	39	San Francisco/Oakl	Electrical Equipment	Misc Electronic Components	3 881
Utah	Furniture Or Fixtures	Tables Or Desks	12	San Francisco/Oakl	Electrical Equipment	Noncurrent Wiring Devices	1 000
Utah	Furniture Or Fixtures	Benches Chairs Stools	10	San Francisco/Oakl	Electrical Equipment	Telephone Or Telegraph Equip	329
Utah	Furniture Or Fixtures	Household Or Office Furn Nec	3	San Francisco/Oakl	Electrical Equipment	Electronic Tubes	586
Utah	Furniture Or Fixtures	Beds Dressers Chests Etc	4	San Francisco/Oakl	Electrical Equipment	Electrical Equipment Nec	143
Utah	Furniture Or Fixtures	Cabinets Or Cases	2	San Francisco/Oakl	Electrical Equipment	Radio Or Tv Transmitting Equip	44
Utah	Furniture Or Fixtures	Buffets China Closets Etc	1	San Francisco/Oakl	Electrical Equipment	Radio Or Tv Receiving Sets	35
Utah	Furniture Or Fixtures	Childrens Furniture	1	San Francisco/Oakl	Electrical Equipment	Storage Batteries Or Plates	27
Utah	Furniture Or Fixtures	Sofas Couches Etc	0	San Francisco/Oakl	Electrical Equipment	Elec Eq For Intern Commo Enone	15
Utah	Instrum Photo Equip Optical E	Engng Lab Or Scientific Equipm	37	San Francisco/Oakl	Electrical Equipment	Phonograph Records	12
Utah	Instrum Photo Equip Optical E	Orthoedic Or Prosthetic Suppli	31	San Francisco/Oakl	Electrical Equipment	Switchgear Or Switchboards	5
Utah	Instrum Photo Equip Optical E	Photographic Equip Or Supplies	0	San Francisco/Oakl	Electrical Equipment	Solid State Semiconduct	0
Utah	Lumber Or Wood Products	Primary Forest Materials	306 042	San Francisco/Oakl	Electrical Equipment	Industrial Controls Or Parts	0
Utah	Lumber Or Wood Products	Lumber Or Dimension Stock	72 286	San Francisco/Oakl	Fabricated Metal Products	Sheet Metal Products	21 324
Utah	Lumber Or Wood Products	Structural Wood Prod Nec	1 508	San Francisco/Oakl	Fabricated Metal Products	Fabricated Structural Metal Pro	17 325
Utah	Machinery	Industrial Pumps	34	San Francisco/Oakl	Fabricated Metal Products	Fabricated Metal Products Nec	4 648
Utah	Machinery	Misc Machinery Or Parts	55	San Francisco/Oakl	Fabricated Metal Products	Misc Metal Work	4 400
Utah	Machinery	Misc General Industrial	35	San Francisco/Oakl	Fabricated Metal Products	Metal Doors Sash Etc	3 141
Utah	Machinery	Ventilating Equipment	7	San Francisco/Oakl	Fabricated Metal Products	Valves Or Pipe Fittings	1 943
Utah	Machinery	Industrial Process Furnaces	5	San Francisco/Oakl	Fabricated Metal Products	Metal Cans	204
Utah	Machinery	Ball Or Roller Bearings	3	San Francisco/Oakl	Fabricated Metal Products	Architectural Metal Work	170
Utah	Machinery	Carburetors Pistons Etc	3	San Francisco/Oakl	Fabricated Metal Products	Metal Safes Or Vaults	37
Utah	Machinery	Mech Power Transmission Equip	2	San Francisco/Oakl	Fabricated Metal Products	Metal Stampings	3
Utah	Machinery	Mining Machinery Or Parts	0	San Francisco/Oakl	Fabricated Metal Products	Plumbing Fixtures	4
Utah	Machinery	Accounting Or Calculating Equip	0	San Francisco/Oakl	Fabricated Metal Products	Metal Shipping Containers	2
Utah	Mail Or Contract Traffic	Mail And Express Traffic	393	San Francisco/Oakl	Fabricated Metal Products	Heating Equip Not Electrical	1
Utah	Misc Freight Shipments	Misc Freight Shipments	3 200	San Francisco/Oakl	Fabricated Metal Products	Fabricated Plate Products	1
Utah	Misc Manufacturing Products	Manufactured Prod Nec	40	San Francisco/Oakl	Fabricated Metal Products	Metal Sanitary Ware	0
Utah	Misc Manufacturing Products	Sporting Or Athletic Goods	39	San Francisco/Oakl	Fabricated Metal Products	Misc Hardware	0
Utah	Misc Manufacturing Products	Furs Dressed Or Dyed	2	San Francisco/Oakl	Fabricated Metal Products	Buildings Or Cabinet Hardware	0
Utah	Misc Mixed Shipments	Fak Shipments	3 480	San Francisco/Oakl	Farm Products	Steel Springs	0
Utah	Petroleum Or Coal Products	Petroleum Refining Products	10	San Francisco/Oakl	Farm Products	Leafy Fresh Vegetables	8 291
Utah	Petroleum Or Coal Products	Asphalt Paving Blocks Or Mix	0	San Francisco/Oakl	Farm Products	Misc Fresh Vegetables	4 558
Utah	Primary Metal Products	Iron Or Steel Forgings	1 420	San Francisco/Oakl	Farm Products	Deciduous Fruits	3 331
Utah	Primary Metal Products	Iron Or Steel Castings	0	San Francisco/Oakl	Farm Products	Buds Roots Or Tubers	890
Utah	Primary Metal Products	Steel Wire Nails Or Spikes	0	San Francisco/Oakl	Farm Products	Misc Field Crops	220
Utah	Printed Matter	Manifold Business Forms	4 175	San Francisco/Oakl	Food Or Kindred Products	Oil Kernels Nuts Or Seeds	3
Utah	Printed Matter	Misc Printed Matter	834	San Francisco/Oakl	Food Or Kindred Products	Soft Drinks Or Mineral Water	144 322
Utah	Printed Matter	Newspapers	30	San Francisco/Oakl	Food Or Kindred Products	Wine Brandy Or Brandy Spirit	39 578
Utah	Printed Matter	Greeting Cards Seals Etc	2	San Francisco/Oakl	Food Or Kindred Products	Sugar Refined Cane Or Beet	33 378
Utah	Pulp Paper Or Allied Products	Containers Or Boxes Paper	28	San Francisco/Oakl	Food Or Kindred Products	Malt Liquors	29 180
Utah	Pulp Paper Or Allied Products	Misc Converted Paper Products	25	San Francisco/Oakl	Food Or Kindred Products	Margarine Shortening Etc	19 160
Utah	Rubber Or Misc Plastics	Misc Plastic Products	45	San Francisco/Oakl	Food Or Kindred Products	Pickled Fruits Or Vegetables	16 001
Utah	Rubber Or Misc Plastics	Misc Fabricated Products	21	San Francisco/Oakl	Food Or Kindred Products	Misc Flavoring Extracts	9 378
Utah	Rubber Or Misc Plastics	Rubber Or Misc Plastics	11	San Francisco/Oakl	Food Or Kindred Products	Flour Or Other Grain Mill Produ	7 170
Utah	Rubber Or Misc Plastics	Rub Or Plas Hose Or Belting	3	San Francisco/Oakl	Food Or Kindred Products	Canned Specialties	7 135
Utah	Secondary Traffic	Warehouse & Distribution Cente	253 873	San Francisco/Oakl	Food Or Kindred Products	Processed Fish Products	5 127
Utah	Secondary Traffic	Air Freight Dravage	4 172	San Francisco/Oakl	Food Or Kindred Products	Canned Fruits Vegetables Etc	3 445
Utah	Secondary Traffic	Rail Intermodal Dravage	57	San Francisco/Oakl	Food Or Kindred Products	Milled Rice Flour Or Meal	2 804
Utah	Textile Mill Products	Cordage Or Twine	3 529	San Francisco/Oakl	Food Or Kindred Products	Distilled Or Blended Liquors	2 392
Utah	Textile Mill Products	Knit Fabrics	33	San Francisco/Oakl	Food Or Kindred Products	Denivr Or Dried Fruit Or Veg	3 228
Utah	Transportation Equipment	Motor Vehicles	3 907	San Francisco/Oakl	Food Or Kindred Products	Candy Or Other Confectionery	701
Utah	Transportation Equipment	Motor Vehicle Parts Or Accessori	92	San Francisco/Oakl	Food Or Kindred Products	Misc Food Preparations Nec	30
Utah	Transportation Equipment	Truck Trailers	22	San Francisco/Oakl	Food Or Kindred Products	Meat Products	33
Utah	Transportation Equipment	Locomotives Or Parts	2	San Francisco/Oakl	Food Or Kindred Products	Frozen Fruit Veg Or Juice	24
Utah	Transportation Equipment	Misc Aircraft Parts	2	San Francisco/Oakl	Food Or Kindred Products	Milk	18
Utah	Transportation Equipment	Motor Bus Or Truck Bodies	1	San Francisco/Oakl	Food Or Kindred Products	Animal By-Prod Inedible	16
Utah	Transportation Equipment	Aircraft Or Missile Engines	0	San Francisco/Oakl	Food Or Kindred Products	Meat Fresh Or Chilled	4
Utah	Transportation Equipment	Aircraft	0	San Francisco/Oakl	Food Or Kindred Products	Roasted Or Instant Coffee	2
Utah	Waste Or Scrap Materials	Metal Scrap Or Tailings	42 584	San Francisco/Oakl	Food Or Kindred Products	Cereal Preparations	1
Washington	Apparel Or Related Products	Womens Or Childrens Clothing	120	San Francisco/Oakl	Fresh Fish Or Marine Products	Fresh Fish Or Whale Products	247
Washington	Apparel Or Related Products	Mens Or Boys Clothing	17	San Francisco/Oakl	Fresh Fish Or Marine Products	Marine Products	5
Washington	Apparel Or Related Products	Textile Householdings	3	San Francisco/Oakl	Furniture Or Fixtures	Bedsprings Or Mattresses	539
Washington	Apparel Or Related Products	Misc Fabricated Textile Products	3	San Francisco/Oakl	Furniture Or Fixtures	Benches Chairs Stools	63
Washington	Apparel Or Related Products	Caps Or Hats Or Hat Bodies	2	San Francisco/Oakl	Furniture Or Fixtures	Tables Or Desks	30
Washington	Apparel Or Related Products	Textile Bags	2	San Francisco/Oakl	Furniture Or Fixtures	Beds Dressers Chests Etc	21
Washington	Apparel Or Related Products	Leather Clothing	1	San Francisco/Oakl	Furniture Or Fixtures	Household Or Office Furn Nec	17
Washington	Apparel Or Related Products	Garments Or Draperies	0	San Francisco/Oakl	Furniture Or Fixtures	Cabinets Or Cases	12
Washington	Apparel Or Related Products	Textile Prod Pleated Etc	3	San Francisco/Oakl	Furniture Or Fixtures	Sofas Couches Etc	7
Washington	Apparel Or Related Products	Apparel Nec	0	San Francisco/Oakl	Furniture Or Fixtures	Buffets China Closets Etc	4
Washington	Chemicals Or Allied Products	Cyclic Intermediates Or Oves	105	San Francisco/Oakl	Furniture Or Fixtures	Childrens Furniture	3
Washington	Chemicals Or Allied Products	Paints Lacquers Etc	35	San Francisco/Oakl	Furniture Or Fixtures	Furniture Or Fixtures Nec	0
Washington	Chemicals Or Allied Products	Adhesives	34	San Francisco/Oakl	Furniture Or Fixtures	Wood Lockers Partitions Etc	3
Washington	Chemicals Or Allied Products	Chemical Preparations Nec	37	San Francisco/Oakl	Furniture Or Fixtures	Public Building Or Related Furni	1
Washington	Chemicals Or Allied Products	Crude Prod Or Coal Gas Petroli	29	San Francisco/Oakl	Instrum Photo Equip Optical E	Metal Lockers Partitions Etc	1
				San Francisco/Oakl	Instrum Photo Equip Optical E	Orthoedic Or Prosthetic Suppli	184

1995 Nevada Outbound Freight: Commodity Detail

Destination	2 Digit Commodity Group	Commodity Detail	Tons Out
Washington	Chemicals Or Allied Products	Potassium Or Sodium Compoun	16
Washington	Chemicals Or Allied Products	Misc Indus Inorganic Chemicals	2
Washington	Chemicals Or Allied Products	Fertilizers	2
Washington	Chemicals Or Allied Products	Plastic Water Or Synth Fibres	2
Washington	Clay, Concrete Glass Or Stone	Lime Or Lime Plaster	60,572
Washington	Clay, Concrete Glass Or Stone	Gypsum Products	3,920
Washington	Clay, Concrete Glass Or Stone	Portland Cement	1,035
Washington	Clay, Concrete Glass Or Stone	Ready-Mix Concrete, Wet	310
Washington	Clay, Concrete Glass Or Stone	Concrete Products	229
Washington	Clay, Concrete Glass Or Stone	Clay Brick Or Tile	127
Washington	Clay, Concrete Glass Or Stone	Clay Concrete Glass Or Stone	73
Washington	Clay, Concrete Glass Or Stone	Flat Glass	8
Washington	Clay, Concrete Glass Or Stone	Misc Glassware Blown Or Press	0
Washington	Electrical Equipment	Electrical Equipment, Nec	97
Washington	Electrical Equipment	Lighting Fixtures	73
Washington	Electrical Equipment	Misc Electronic Components	19
Washington	Electrical Equipment	Motors Or Generators	19
Washington	Electrical Equipment	Noncurrent Wiring Devices	10
Washington	Electrical Equipment	Electrical Equipment	7
Washington	Electrical Equipment	Industrial Controls Or Parts	6
Washington	Electrical Equipment	X-Ray Equipment	6
Washington	Electrical Equipment	Solid State Semiconducts	5
Washington	Electrical Equipment	Electric Lamps	5
Washington	Electrical Equipment	Current Carrying Wiring Equipm	4
Washington	Electrical Equipment	Elec Eq For Intern Comb Engine	4
Washington	Electrical Equipment	Carbon Prod For Electric Uses	3
Washington	Electrical Equipment	Electronic Tubes	2
Washington	Electrical Equipment	Storage Batteries Or Plates	2
Washington	Electrical Equipment	Welding Apparatus	1
Washington	Electrical Equipment	Misc Electrical Industrial Equipm	1
Washington	Electrical Equipment	Electric Housewares Or Fans	0
Washington	Fabricated Metal Products	Architectural Metal Work	246
Washington	Fabricated Metal Products	Fabricated Structural Metal Prod	244
Washington	Fabricated Metal Products	Misc Fabricated Wire Products	75
Washington	Fabricated Metal Products	Sheet Metal Products	71
Washington	Fabricated Metal Products	Misc Hardware	31
Washington	Fabricated Metal Products	Fabricated Metal Products, Nec	16
Washington	Fabricated Metal Products	Fabricated Metal Products	15
Washington	Fabricated Metal Products	Builders Or Cabinet Hardware	14
Washington	Fabricated Metal Products	Metal Stampings	11
Washington	Fabricated Metal Products	Metal Doors, Sash, Etc.	7
Washington	Fabricated Metal Products	Misc Metal Work	7
Washington	Fabricated Metal Products	Cutlery Not Electrical	2
Washington	Fabricated Metal Products	Fabricated Plate Products	0
Washington	Fabricated Metal Products	Metal Safes Or Vaults	0
Washington	Fabricated Metal Products	Heating Equip, Not Electrical	0
Washington	Fabricated Metal Products	Valves Or Pipe Fittings	0
Washington	Fabricated Metal Products	Metal Sanitary Ware	0
Washington	Food Or Kindred Products	Prepared Or Canned Feed	758
Washington	Food Or Kindred Products	Pickled Fruits Or Vegetables	78
Washington	Food Or Kindred Products	Distilled Or Blended Liquors	22
Washington	Food Or Kindred Products	Dehydr Or Dried Fruit Or Veg	15
Washington	Food Or Kindred Products	Food Or Kindred Products	11
Washington	Food Or Kindred Products	Misc Food Preparations, Nec	1
Washington	Food Or Kindred Products	Bread Or Other Bakery Prod	1
Washington	Food Or Kindred Products	Ice Cream Or Rel Froz Desserts	1
Washington	Food Or Kindred Products	Soft Drinks Or Mineral Water	1
Washington	Food Or Kindred Products	Canned Fruits, Vegetables, Etc.	0
Washington	Furniture Or Fixtures	Benches, Chairs, Stools	1
Washington	Furniture Or Fixtures	Sofas, Couches, Etc.	0
Washington	Furniture Or Fixtures	Tables Or Desks	0
Washington	Furniture Or Fixtures	Beds, Dressers, Chests, Etc.	0
Washington	Furniture Or Fixtures	Household Or Office Furn, Nec	0
Washington	Instrum, Photo Equip, Optical E	Engrg, Lab Or Scientific Equipm	44
Washington	Instrum, Photo Equip, Optical E	Orthopedic Or Prosthetic Suppl	0
Washington	Instrum, Photo Equip, Optical E	Mech Measuring Or Control Equi	0
Washington	Lumber Or Wood Products	Primary Forest Materials	4,547
Washington	Lumber Or Wood Products	Lumber Or Dimension Stock	1,070
Washington	Lumber Or Wood Products	Structural Wood Prod, Nec	41
Washington	Lumber Or Wood Products	Millwork Or Cabinetwork	1
Washington	Lumber Or Wood Products	Wood Cont, Or Box Shooks	0
Washington	Machinery	Misc Service Industry Machinery	4,303
Washington	Machinery	Special Dies, Tools, Jigs, Etc.	2,312
Washington	Machinery	Misc General Industrial	1,597
Washington	Machinery	Electronic Data Proc Equipment	702
Washington	Machinery	Constr Machinery Or Equipment	389
Washington	Machinery	Conveyors Or Parts	537
Washington	Machinery	Industrial Pumps	268
Washington	Machinery	Misc Machinery Or Parts	191
Washington	Machinery	Typewriters Or Parts	87
Washington	Machinery	Mech Power Transmission Equip	28
Washington	Machinery	Ball Or Roller Bearings	20
Washington	Machinery	Carburetors, Pistons, Etc.	4
Washington	Machinery	Ventilating Equipment	2
Washington	Machinery	Industrial Trucks, Etc.	1
Washington	Machinery	Misc Internal Combustion Engr	1
Washington	Machinery	Industrial Process Furnaces	0
Washington	Mail Or Contract Traffic	Mail And Exress Traffic	877
Washington	Misc Freight Shipments	Misc Freight Shipments	800
Washington	Misc Manufacturing Products	Carbon Paper Or Inked Ribbons	174
Washington	Misc Manufacturing Products	Manufactured Prod, Nec	167
Washington	Misc Manufacturing Products	Sporting Or Athletic Goods	104
Washington	Misc Manufacturing Products	Games Or Toys	88
Washington	Misc Manufacturing Products	Matches	47

1995 Nevada Inbound Freight: Commodity Detail

Origin	2 Digit Commodity Group	Commodity Detail	Tons In
San Francisco/Oakll	Instrum, Photo Equip, Optical E	Surgical Or Medical Instruments	38
San Francisco/Oakll	Instrum, Photo Equip, Optical E	Photographic Equip Or Supplies	18
San Francisco/Oakll	Instrum, Photo Equip, Optical E	Engrg, Lab Or Scientific Equipm	11
San Francisco/Oakll	Instrum, Photo Equip, Optical E	Mech Measuring Or Control Equi	2
San Francisco/Oakll	Instrum, Photo Equip, Optical E	Watches, Clocks, Etc	1
San Francisco/Oakll	Leather Or Leather Products	Automatic Temperature Controls	0
San Francisco/Oakll	Leather Or Leather Products	Leather Goods, Nec	17
San Francisco/Oakll	Leather Or Leather Products	Leather Footwear	0
San Francisco/Oakll	Lumber Or Wood Products	Lumber Or Dimension Stock	8,074
San Francisco/Oakll	Lumber Or Wood Products	Millwork Or Cabinetwork	7,351
San Francisco/Oakll	Lumber Or Wood Products	Plywood Or Veneer	2,895
San Francisco/Oakll	Lumber Or Wood Products	Prefab Wood Buildings	1,380
San Francisco/Oakll	Lumber Or Wood Products	Primary Forest Materials	5
San Francisco/Oakll	Lumber Or Wood Products	Misc Wood Products	1
San Francisco/Oakll	Lumber Or Wood Products	Wooden Ware Or Flatware	0
San Francisco/Oakll	Lumber Or Wood Products	Wood Prod, Nec	0
San Francisco/Oakll	Lumber Or Wood Products	Cork Products	0
San Francisco/Oakll	Machinery	Conveyors Or Parts	3,438
San Francisco/Oakll	Machinery	Electronic Data Proc Equipment	2,754
San Francisco/Oakll	Machinery	Constr Machinery Or Equipment	2,235
San Francisco/Oakll	Machinery	Refrigeration Machinery	2,050
San Francisco/Oakll	Machinery	Misc Service Industry Machinery	1,614
San Francisco/Oakll	Machinery	Industrial Trucks, Etc	1,280
San Francisco/Oakll	Machinery	Elevators Or Escalators	826
San Francisco/Oakll	Machinery	Typewriters Or Parts	181
San Francisco/Oakll	Machinery	Misc Special Industry Mach	169
San Francisco/Oakll	Machinery	Industrial Pumps	58
San Francisco/Oakll	Machinery	Ventilating Equipment	47
San Francisco/Oakll	Machinery	Special Dies, Tools, Jigs, Etc.	38
San Francisco/Oakll	Machinery	Misc General Industrial	25
San Francisco/Oakll	Machinery	Misc Machinery Or Parts	24
San Francisco/Oakll	Machinery	Printing Trades Machinery	11
San Francisco/Oakll	Machinery	Metalworking Machinery	11
San Francisco/Oakll	Machinery	Ball Or Roller Bearings	5
San Francisco/Oakll	Machinery	Industrial Process Furnaces	5
San Francisco/Oakll	Machinery	Machine Tools, Metal Forming	3
San Francisco/Oakll	Machinery	Scales Or Balances	1
San Francisco/Oakll	Machinery	Mining Machinery Or Parts	1
San Francisco/Oakll	Machinery	Machine Tool Accessories	0
San Francisco/Oakll	Machinery	Woodworking Machinery	0
San Francisco/Oakll	Mail Or Contract Traffic	Mail And Express Traffic	923
San Francisco/Oakll	Misc Freight Shipments	Misc Freight Shipments	1,800
San Francisco/Oakll	Misc Manufacturing Products	Sporting Or Athletic Goods	43,448
San Francisco/Oakll	Misc Manufacturing Products	Signs Or Advertising Displays	497
San Francisco/Oakll	Misc Manufacturing Products	Carbon Paper Or Inked Ribbons	74
San Francisco/Oakll	Misc Manufacturing Products	Pencils, Crayons, Or Artists Mate	1
San Francisco/Oakll	Misc Manufacturing Products	Manufactured Prod, Nec	0
San Francisco/Oakll	Misc Manufacturing Products	Matches	0
San Francisco/Oakll	Misc Manufacturing Products	Furs, Dressed Or Dyed	0
San Francisco/Oakll	Misc Manufacturing Products	Ammo Or Related Parts, Nec	11,865
San Francisco/Oakll	Petroleum Or Coal Products	Petroleum Refining Products	115,579
San Francisco/Oakll	Petroleum Or Coal Products	Asphalt Paving Blocks Or Mix	1,982
San Francisco/Oakll	Petroleum Or Coal Products	Asphalt Coatings Or Fall	24
San Francisco/Oakll	Primary Metal Products	Aluminum Or Alloy Castings	3,509
San Francisco/Oakll	Primary Metal Products	Iron Or Steel Castings	3,214
San Francisco/Oakll	Primary Metal Products	Primary Metal Products, Nec	2,220
San Francisco/Oakll	Primary Metal Products	Primary Iron Or Steel Products	510
San Francisco/Oakll	Primary Metal Products	Nonferrous Wire	281
San Francisco/Oakll	Primary Metal Products	Primary Cooper Smelter Product	245
San Francisco/Oakll	Primary Metal Products	Aluminum Or Alloy Basic Shape	111
San Francisco/Oakll	Primary Metal Products	Blast Furnace Or Coke	74
San Francisco/Oakll	Primary Metal Products	Iron Or Steel Forgings	8
San Francisco/Oakll	Printed Matter	Misc Printed Matter	2,527
San Francisco/Oakll	Printed Matter	Periodicals	40
San Francisco/Oakll	Printed Matter	Newspapers	39
San Francisco/Oakll	Printed Matter	Books	11
San Francisco/Oakll	Printed Matter	Manifold Business Forms	3
San Francisco/Oakll	Pulp, Paper Or Allied Products	Sanitary Paper Products	2,175
San Francisco/Oakll	Pulp, Paper Or Allied Products	Paper Bags	1,977
San Francisco/Oakll	Pulp, Paper Or Allied Products	Misc Converted Paper Products	435
San Francisco/Oakll	Pulp, Paper Or Allied Products	Paper	240
San Francisco/Oakll	Pulp, Paper Or Allied Products	Sanitary Food Containers	191
San Francisco/Oakll	Pulp, Paper Or Allied Products	Envelopes	170
San Francisco/Oakll	Pulp, Paper Or Allied Products	Die-Cut Paper Or Pabd Product	144
San Francisco/Oakll	Pulp, Paper Or Allied Products	Containers Or Boxes, Paper	28
San Francisco/Oakll	Pulp, Paper Or Allied Products	Pulp, Paper Or Allied Products	7
San Francisco/Oakll	Pulp, Paper Or Allied Products	Paper Or Building Board	1
San Francisco/Oakll	Rubber Or Misc Plastics	Misc Plastic Products	867
San Francisco/Oakll	Rubber Or Misc Plastics	Tires Or Inner Tubes	173
San Francisco/Oakll	Rubber Or Misc Plastics	Rub Or Plas Hose Or Belting	1
San Francisco/Oakll	Rubber Or Misc Plastics	Rubber Or Plastic Footwear	0
San Francisco/Oakll	Secondary Traffic	Warehouse & Distribution Cente	154,612
San Francisco/Oakll	Secondary Traffic	Rail Intermodal Drayage	28,148
San Francisco/Oakll	Textile Mill Products	Woven Carcots, Mats Or Rugs	146
San Francisco/Oakll	Textile Mill Products	Yarn	27
San Francisco/Oakll	Textile Mill Products	Knit Fabrics	13
San Francisco/Oakll	Textile Mill Products	Cotton Broad-Woven Fabrics	0
San Francisco/Oakll	Transportation Equipment	Motor Vehicles	2,048
San Francisco/Oakll	Transportation Equipment	Motor Vehicle Parts Or Access	54
San Francisco/Oakll	Transportation Equipment	Truck Trailers	1
San Francisco/Oakll	Transportation Equipment	Missile Or Space Veh Parts	0
San Francisco/Oakll	Transportation Equipment	Aircraft Or Missile Engines	0
San Francisco/Oakll	Transportation Equipment	Motor Bus Or Truck Bodies	0
Southeast	Apparel Or Related Products	Mens Or Boys Clothing	2,306

1995 Nevada Outbound Freight: Commodity Detail

Destination	2 Digit Commodity Group	Commodity Detail	Tons Out
Washington	Misc Manufacturing Products	Childrens Vehic Or Parts, Nec	17
Washington	Misc Manufacturing Products	Furs Dressed Or Dyed	0
Washington	Misc Manufacturing Products	Signs Or Advertising Displays	0
Washington	Misc Mixed Shipments	Fax Shipments	800
Washington	Nonmetallic Minerals	Chem Or Fertilizer Minerl Crude	7,200
Washington	Petroleum Or Coal Products	Petroleum Refining Products	317
Washington	Petroleum Or Coal Products	Asphalt Paving Blocks Or Mix	0
Washington	Primary Metal Products	Iron Or Steel Forgings	173
Washington	Primary Metal Products	Misc Nonferrous Basic Shapes	3
Washington	Primary Metal Products	Nonferrous Wire	2
Washington	Primary Metal Products	Aluminum Or Alloy Basic Shapes	2
Washington	Primary Metal Products	Iron Or Steel Castings	0
Washington	Primary Metal Products	Steel Wire, Nails Or Spikes	0
Washington	Printed Matter	Manifold Business Forms	405
Washington	Printed Matter	Books	163
Washington	Printed Matter	Periodicals	132
Washington	Printed Matter	Newspapers	124
Washington	Printed Matter	Misc Printed Matter	93
Washington	Printed Matter	Svc Indus For Print Trades	92
Washington	Printed Matter	Greeting Cards, Seals, Etc.	2
Washington	Pulp, Paper Or Allied Products	Containers Or Boxes, Paper	44
Washington	Pulp, Paper Or Allied Products	Sanitary Paper Products	26
Washington	Pulp, Paper Or Allied Products	Pulp Or Pulp Mill Products	0
Washington	Pulp, Paper Or Allied Products	Misc Converted Paper Products	0
Washington	Rubber Or Misc Plastics	Misc Plastic Products	190
Washington	Rubber Or Misc Plastics	Misc Fabricated Products	25
Washington	Secondary Traffic	Warehouse & Distribution Cente	1,158
Washington	Textile Mill Products	Cordage Or Twine	1,115
Washington	Textile Mill Products	Knit Fabrics	4
Washington	Textile Mill Products	Textile Goods, Nec	0
Washington	Transportation Equipment	Motor Vehicle Parts Or Accessor	103
Washington	Transportation Equipment	Motor Vehicles	48
Washington	Transportation Equipment	Motor Bus Or Truck Bodies	3
Washington	Transportation Equipment	Locomotives Or Parts	3
Washington	Transportation Equipment	Misc Aircraft Parts	2
Washington	Transportation Equipment	Aircraft	1
Washington	Transportation Equipment	Truck Trailers	1
Washington	Transportation Equipment	Aircraft Or Missile Engines	0

1995 Nevada Inbound Freight: Commodity Detail

Origin	2 Digit Commodity Group	Commodity Detail	Tons In
Southeast	Apparel Or Related Products	Gloves, Mittens Or Linings	1,160
Southeast	Apparel Or Related Products	Misc Fabricated Textile Product	934
Southeast	Apparel Or Related Products	Textile Housefurnishings	790
Southeast	Apparel Or Related Products	Womens Or Childrens Clothing	90
Southeast	Apparel Or Related Products	Ropes Or Dressing Gowns	57
Southeast	Apparel Or Related Products	Apparel Findings	52
Southeast	Apparel Or Related Products	Apparel, Nec	18
Southeast	Apparel Or Related Products	Apparel Or Related Products	17
Southeast	Apparel Or Related Products	Canvas Products	5
Southeast	Apparel Or Related Products	Curtains Or Draperies	4
Southeast	Apparel Or Related Products	Textile Bags	1
Southeast	Apparel Or Related Products	Apparel Belts	1
Southeast	Chemicals Or Allied Products	Plastic Mater Or Synth Fibres	12,367
Southeast	Chemicals Or Allied Products	Misc Indus Inorganic Chemicals	10,163
Southeast	Chemicals Or Allied Products	Paints, Lacquers, Etc.	7,721
Southeast	Chemicals Or Allied Products	Fertilizers	4,220
Southeast	Chemicals Or Allied Products	Potassium Or Sodium Compound	3,201
Southeast	Chemicals Or Allied Products	Misc Industrial Organic Chemical	520
Southeast	Chemicals Or Allied Products	Drugs	296
Southeast	Chemicals Or Allied Products	Chemicals Or Allied Products	326
Southeast	Chemicals Or Allied Products	Soap Or Other Detergents	143
Southeast	Chemicals Or Allied Products	Cosmetics, Perfumes, Etc.	37
Southeast	Chemicals Or Allied Products	Adhesives	21
Southeast	Chemicals Or Allied Products	Chemical Preparations, Nec	14
Southeast	Chemicals Or Allied Products	Society Cleaning Preparations	11
Southeast	Chemicals Or Allied Products	Cyclic Intermediates Or Dyes	2
Southeast	Chemicals Or Allied Products	Gum Or Wood Chemicals	2
Southeast	Chemicals Or Allied Products	Misc Agricultural Chemicals	1
Southeast	Chemicals Or Allied Products	Crude Prod Of Coal, Gas, Petrol	0
Southeast	Chemicals Or Allied Products	Inorganic Pigments	0
Southeast	Clay, Concrete, Glass Or Stone	Ready-Mix Concrete, Wet	9,457
Southeast	Clay, Concrete, Glass Or Stone	Misc Pottery Products	5,500
Southeast	Clay, Concrete, Glass Or Stone	Vitreous China Kitchen Articles	893
Southeast	Clay, Concrete, Glass Or Stone	Clay, Concrete, Glass Or Stone	55
Southeast	Clay, Concrete, Glass Or Stone	Gypsum Products	32
Southeast	Clay, Concrete, Glass Or Stone	Nonmetal Minerals, Processed	23
Southeast	Clay, Concrete, Glass Or Stone	Misc Glassware, Blown Or Press	19
Southeast	Clay, Concrete, Glass Or Stone	Ceramic Floor Or Wall Tile	18
Southeast	Clay, Concrete, Glass Or Stone	Vitreous China Plumbing Fixture	17
Southeast	Clay, Concrete, Glass Or Stone	Asbestos Products	16
Southeast	Clay, Concrete, Glass Or Stone	Clay Brick Or Tile	11
Southeast	Clay, Concrete, Glass Or Stone	Concrete Products	8
Southeast	Clay, Concrete, Glass Or Stone	Cut Stone Or Stone Products	5
Southeast	Clay, Concrete, Glass Or Stone	Mineral Wool	3
Southeast	Clay, Concrete, Glass Or Stone	Misc Nonmetallic Minerals	3
Southeast	Clay, Concrete, Glass Or Stone	Porcelain Electric Supplies	1
Southeast	Clay, Concrete, Glass Or Stone	Abrasive Products	0
Southeast	Clay, Concrete, Glass Or Stone	Refractories	0
Southeast	Electrical Equipment	Lighting Fixtures	2,977
Southeast	Electrical Equipment	Electric Lamps	2,326
Southeast	Electrical Equipment	Radio Or Tv Receiving Sets	1,396
Southeast	Electrical Equipment	Household Cooking Equipment	1,031
Southeast	Electrical Equipment	Current Carrying Wiring Equipm	854
Southeast	Electrical Equipment	Electric Housewares Or Fans	829
Southeast	Electrical Equipment	Carbon Prod For Electric Uses	743
Southeast	Electrical Equipment	Electrical Equipment	188
Southeast	Electrical Equipment	Electrical Transformers	114
Southeast	Electrical Equipment	Noncurrent Wiring Devices	67
Southeast	Electrical Equipment	Misc Electronic Components	62
Southeast	Electrical Equipment	Electrical Equipment, Nec	47
Southeast	Electrical Equipment	Misc Household Appliances	41
Southeast	Electrical Equipment	Telephone Or Telegraph Equip	33
Southeast	Electrical Equipment	Elec Eq For Intern Comb Engine	19
Southeast	Electrical Equipment	Storage Batteries Or Plates	15
Southeast	Electrical Equipment	Radio Or Tv Transmitting Equip	12
Southeast	Electrical Equipment	Household Laundry Equipment	10
Southeast	Electrical Equipment	Industrial Controls Or Parts	9
Southeast	Electrical Equipment	Misc Electrical Industrial Equip	8
Southeast	Electrical Equipment	Electric Measuring Instrmts	5
Southeast	Electrical Equipment	Switchgear Or Switchboards	3
Southeast	Electrical Equipment	Motors Or Generators	3
Southeast	Electrical Equipment	Primary Batteries	2
Southeast	Electrical Equipment	Household Vacuum Cleaners	1
Southeast	Electrical Equipment	Welding Apparatus	0
Southeast	Electrical Equipment	Phonograph Records	0
Southeast	Electrical Equipment	Electronic Tubes	0
Southeast	Fabricated Metal Products	Fabricated Metal Products, Nec	9,487
Southeast	Fabricated Metal Products	Metal Cans	4,577
Southeast	Fabricated Metal Products	Misc Hardware	981
Southeast	Fabricated Metal Products	Fabricated Structural Metal Pro	534
Southeast	Fabricated Metal Products	Builders Or Cabinet Hardware	427
Southeast	Fabricated Metal Products	Fabricated Metal Products	353
Southeast	Fabricated Metal Products	Metal Safes Or Vaults	136
Southeast	Fabricated Metal Products	Heating Equip, Not Electrical	94
Southeast	Fabricated Metal Products	Metal Stampings	37
Southeast	Fabricated Metal Products	Sheet Metal Products	35
Southeast	Fabricated Metal Products	Fabricated Plate Products	25
Southeast	Fabricated Metal Products	Misc Fabricated Wire Products	25
Southeast	Fabricated Metal Products	Plumbing Fixtures	18
Southeast	Fabricated Metal Products	Valves Or Pipe Fittings	15
Southeast	Fabricated Metal Products	Misc Metal Work	9
Southeast	Fabricated Metal Products	Architectural Metal Work	9
Southeast	Fabricated Metal Products	Bolts, Nuts, Screws, Etc.	9
Southeast	Fabricated Metal Products	Metal Doors, Sash, Etc.	8

1995 Nevada Outbound Freight: Commodity Detail

1995 Nevada Inbound Freight: Commodity Detail

Destination	2 Digit Commodity Group	Commodity Detail	Tons Out
-------------	-------------------------	------------------	----------

Origin	2 Digit Commodity Group	Commodity Detail	Tons In
Southeast	Fabricated Metal Products	Edge Or Hand Tools	6
Southeast	Fabricated Metal Products	Metal Sanitary Ware	0
Southeast	Fabricated Metal Products	Metal Shipping Containers	0
Southeast	Fabricated Metal Products	Steel Springs	0
Southeast	Farm Products	Misc Fresh Vegetables	3,160
Southeast	Farm Products	Citrus Fruits	77
Southeast	Farm Products	Oil Kernels, Nuts Or Seeds	53
Southeast	Farm Products	Deciduous Fruits	1
Southeast	Food Or Kindred Products	Processed Fish Products	24,905
Southeast	Food Or Kindred Products	Prepared Or Canned Feed	5,325
Southeast	Food Or Kindred Products	Canned Specialties	2,480
Southeast	Food Or Kindred Products	Distilled Or Blended Liquors	2,342
Southeast	Food Or Kindred Products	Soft Drinks Or Mineral Water	762
Southeast	Food Or Kindred Products	Meat, Fresh Or Chilled	451
Southeast	Food Or Kindred Products	Animal By-Prod, Inedible	245
Southeast	Food Or Kindred Products	Food Or Kindred Products	190
Southeast	Food Or Kindred Products	Meat, Fresh Frozen	34
Southeast	Food Or Kindred Products	Misc Food Preparations, Nec	10
Southeast	Food Or Kindred Products	Meat Products	6
Southeast	Food Or Kindred Products	Denydr Or Dned Fruit Or Veg	6
Southeast	Food Or Kindred Products	Cheese Or Special Dairy Produ	5
Southeast	Food Or Kindred Products	Wine, Brandy Or Brandy Spirit	4
Southeast	Food Or Kindred Products	Pickled Fruits Or Vegetables	3
Southeast	Food Or Kindred Products	Canned Fruits, Vegetables, Etc.	2
Southeast	Food Or Kindred Products	Candy Or Other Confectionary	2
Southeast	Food Or Kindred Products	Ice Cream Or Rel Froz Desserts	2
Southeast	Food Or Kindred Products	Bread Or Other Bakery Prod	1
Southeast	Food Or Kindred Products	Misc Flavoring Extracts	1
Southeast	Food Or Kindred Products	Biscuits, Crackers Or Pretzles	1
Southeast	Food Or Kindred Products	Macaroni, Spaghetti, Etc.	0
Southeast	Fresh Fish Or Marine Products	Fish Hatcheries	1
Southeast	Fresh Fish Or Marine Products	Manne Products	1
Southeast	Furniture Or Fixtures	Benches, Chairs, Stools	8,062
Southeast	Furniture Or Fixtures	Tables Or Desks	4,507
Southeast	Furniture Or Fixtures	Sofas, Couches, Etc.	2,470
Southeast	Furniture Or Fixtures	Bedsprings Or Mattresses	2,119
Southeast	Furniture Or Fixtures	Beds, Dressers, Chests, Etc.	1,782
Southeast	Furniture Or Fixtures	Household Or Office Furn, Nec	1,083
Southeast	Furniture Or Fixtures	Cabinets Or Cases	738
Southeast	Furniture Or Fixtures	Buffets, China Closets, Etc.	376
Southeast	Furniture Or Fixtures	Childrens Furniture	284
Southeast	Furniture Or Fixtures	Metal Lockers, Partitions, Etc.	58
Southeast	Furniture Or Fixtures	Public Building Or Related Furni	17
Southeast	Furniture Or Fixtures	Furniture Or Fixtures, Nec	17
Southeast	Furniture Or Fixtures	Wood Lockers, Partitions, Etc.	9
Southeast	Furniture Or Fixtures	Furniture Or Fixtures	6
Southeast	Instrum, Photo Equip, Optical E	Orthopedic Or Prosthetic Suppli	186
Southeast	Instrum, Photo Equip, Optical E	Mech Measuring Or Control Equi	132
Southeast	Instrum, Photo Equip, Optical E	Engrg, Lab Or Scientific Equipm	84
Southeast	Instrum, Photo Equip, Optical E	Instrum, Photo Equipment, Optic	45
Southeast	Instrum, Photo Equip, Optical E	Photographic Equip Or Supplies	42
Southeast	Instrum, Photo Equip, Optical E	Surgical Or Medical Instruments	40
Southeast	Instrum, Photo Equip, Optical E	Automatic Temperature Controls	24
Southeast	Instrum, Photo Equip, Optical E	Optical Instruments Or Lenses	9
Southeast	Instrum, Photo Equip, Optical E	Watches, Clocks, Etc.	6
Southeast	Instrum, Photo Equip, Optical E	Dental Equipment Or Supplies	1
Southeast	Leather Or Leather Products	Leather Footwear	27
Southeast	Leather Or Leather Products	Leather Luggage Or Handbags	2
Southeast	Leather Or Leather Products	Industrial Leather Belting	1
Southeast	Leather Or Leather Products	Leather House Slippers	0
Southeast	Lumber Or Wood Products	Primary Forest Materials	11,011
Southeast	Lumber Or Wood Products	Plywood Or Veneer	2,642
Southeast	Lumber Or Wood Products	Lumber Or Dimension Stock	2,513
Southeast	Lumber Or Wood Products	Misc Wood Products	25
Southeast	Lumber Or Wood Products	Lumber Or Wood Products	10
Southeast	Lumber Or Wood Products	Wood Cont, Or Box Shooks	3
Southeast	Lumber Or Wood Products	Misc Sawmill Or Planing Mill	2
Southeast	Lumber Or Wood Products	Kitchen Cabinets Wood	1
Southeast	Lumber Or Wood Products	Wooden Ware Or Flatware	1
Southeast	Lumber Or Wood Products	Wood Prod, Nec	1
Southeast	Lumber Or Wood Products	Millwork Or Cabinetwork	1
Southeast	Lumber Or Wood Products	Prefab Wood Buildings	0
Southeast	Lumber Or Wood Products	Cork Products	0
Southeast	Lumber Or Wood Products	Treated Wood Products	0
Southeast	Machinery	Ventilating Equipment	5,841
Southeast	Machinery	Lawn Or Garden Equipment	4,850
Southeast	Machinery	Refrigeration Machinery	2,271
Southeast	Machinery	Misc Machinery Or Parts	597
Southeast	Machinery	Electronic Data Proc Equipment	538
Southeast	Machinery	Machinery	311
Southeast	Machinery	Farm Machinery Or Equipment	134
Southeast	Machinery	Misc Internal Combustion Enjin	96
Southeast	Machinery	Constr Machinery Or Equipment	94
Southeast	Machinery	Special Dies, Tools, Jigs, Etc.	85
Southeast	Machinery	Conveyors Or Parts	79
Southeast	Machinery	Misc Office Machines	78
Southeast	Machinery	Industrial Trucks, Etc.	33
Southeast	Machinery	Commercial Laundry Equipment	29
Southeast	Machinery	Typewriters Or Parts	27
Southeast	Machinery	Misc General Industrial	24
Southeast	Machinery	Mining Machinery Or Parts	23
Southeast	Machinery	Ball Or Roller Bearings	18
Southeast	Machinery	Misc Special Industry Macn	16
Southeast	Machinery	Metaworking Machinery	15

1995 Nevada Outbound Freight: Commodity Detail

Destination | 2 Digit Commodity Group | Commodity Detail | Tons Out

1995 Nevada Inbound Freight: Commodity Detail

Origin	2 Digit Commodity Group	Commodity Detail	Tons In
Southeast	Machinery	Elevators Or Escalators	13
Southeast	Machinery	Industrial Pumps	13
Southeast	Machinery	Misc Service Industry Machinery	13
Southeast	Machinery	Automatic Merchandising Machi	12
Southeast	Machinery	Machine Tools, Metal Forming	11
Southeast	Machinery	Oil Field Machinery Or Equipme	9
Southeast	Machinery	Industrial Process Furnaces	7
Southeast	Machinery	Scales Or Balances	4
Southeast	Machinery	Machine Tool Accessories	3
Southeast	Machinery	Printing Trades Machinery	3
Southeast	Machinery	Carpeters, Pistons, Etc.	2
Southeast	Machinery	Hoists, Industr Cranes, Etc.	2
Southeast	Machinery	Textile Machinery Or Parts	1
Southeast	Machinery	Mech Power Transmission Equi	1
Southeast	Machinery	Machine Tools, Metal Cutting	1
Southeast	Machinery	Food Prod Machinery	1
Southeast	Machinery	Paper Industries Machinery	1
Southeast	Machinery	Woodworking Machinery	0
Southeast	Machinery	Steam Engines, Turbines, Etc.	0
Southeast	Mail Or Contract Traffic	Mail And Express Traffic	1,829
Southeast	Misc Manufacturing Products	Sporting Or Athletic Goods	11,708
Southeast	Misc Manufacturing Products	Manufactured Prod, Nec	2,202
Southeast	Misc Manufacturing Products	Games Or Toys	329
Southeast	Misc Manufacturing Products	Signs Or Advertising Displays	57
Southeast	Misc Manufacturing Products	Musical Instruments Or Parts	43
Southeast	Misc Manufacturing Products	Brooms, Brushes, Etc.	18
Southeast	Misc Manufacturing Products	Carbon Paper Or Inked Ribbons	12
Southeast	Misc Manufacturing Products	Matches	3
Southeast	Misc Manufacturing Products	Childrens Vehic Or Parts, Nec	2
Southeast	Misc Manufacturing Products	Pencils, Crayons, Or Artists Mate	0
Southeast	Misc Manufacturing Products	Furs Dressed Or Dyec	0
Southeast	Misc Mixed Shipments	Fak Shipments	12,520
Southeast	Misc Mixed Shipments	Mixed Shipments, Multi-Stcc	4,360
Southeast	Ordnance Or Accessories	Ammo Or Related Parts, Nec	19,121
Southeast	Ordnance Or Accessories	Tracked Combat Vehic Or Parts	8
Southeast	Petroleum Or Coal Products	Petroleum Or Coal Products	49
Southeast	Petroleum Or Coal Products	Asphalt Paving Blocks Or Mix	5
Southeast	Petroleum Or Coal Products	Petroleum Refining Products	1
Southeast	Petroleum Or Coal Products	Misc Coal Or Petroleum Product	1
Southeast	Primary Metal Products	Primary Iron Or Steel Products	1,588
Southeast	Primary Metal Products	Primary Metal Products	389
Southeast	Primary Metal Products	Nonferrous Wire	311
Southeast	Primary Metal Products	Blast Furnace Or Coke	224
Southeast	Primary Metal Products	Primary Aluminum Smelter Prod	209
Southeast	Primary Metal Products	Iron Or Steel Castings	104
Southeast	Primary Metal Products	Copper Or Alloy Basic Shapes	86
Southeast	Primary Metal Products	Aluminum Or Alloy Basic Shape	25
Southeast	Primary Metal Products	Steel Wire, Nails Or Spikes	20
Southeast	Primary Metal Products	Primary Metal Products, Nec	11
Southeast	Primary Metal Products	Misc Nonferrous Castings	5
Southeast	Primary Metal Products	Iron Or Steel Forgings	4
Southeast	Primary Metal Products	Aluminum Or Alloy Castings	1
Southeast	Primary Metal Products	Misc Nonferrous Basic Shapes	0
Southeast	Printed Matter	Misc Printed Matter	415
Southeast	Printed Matter	Books	390
Southeast	Printed Matter	Newspapers	111
Southeast	Printed Matter	Printed Matter	16
Southeast	Printed Matter	Manifold Business Forms	6
Southeast	Printed Matter	Greeting Cards, Seals, Etc.	5
Southeast	Printed Matter	Blankbook, Loose Leaf Binder	4
Southeast	Printed Matter	Periodicals	4
Southeast	Printed Matter	Svc Indus For Print Trades	0
Southeast	Pulp, Paper Or Allied Products	Paper	10,388
Southeast	Pulp, Paper Or Allied Products	Containers Or Boxes, Paper	10,269
Southeast	Pulp, Paper Or Allied Products	Pulp Or Pulp Mill Products	3,925
Southeast	Pulp, Paper Or Allied Products	Fibra Cans, Drums Or Tubes	876
Southeast	Pulp, Paper Or Allied Products	Fiber, Paper Or Pulpboard	778
Southeast	Pulp, Paper Or Allied Products	Misc Converted Paper Products	358
Southeast	Pulp, Paper Or Allied Products	Pulp, Paper Or Allied Products	101
Southeast	Pulp, Paper Or Allied Products	Envelopes	80
Southeast	Pulp, Paper Or Allied Products	Paper Or Building Board	27
Southeast	Pulp, Paper Or Allied Products	Paper Bags	26
Southeast	Pulp, Paper Or Allied Products	Die-Cut Paper Or Prod Product	7
Southeast	Pulp, Paper Or Allied Products	Sanitary Paper Products	3
Southeast	Pulp, Paper Or Allied Products	Sanitary Food Containers	0
Southeast	Rubber Or Misc Plastics	Misc Plastic Products	33,466
Southeast	Rubber Or Misc Plastics	Tires Or Inner Tubes	21,648
Southeast	Rubber Or Misc Plastics	Rubber Or Misc Plastics	104
Southeast	Rubber Or Misc Plastics	Misc Fabricated Products	48
Southeast	Rubber Or Misc Plastics	Rub Or Plas Hose Or Belting	5
Southeast	Secondary Traffic	Warehouse & Distribution Centel	16,342
Southeast	Small Packaged Freight Shome	Small Packaged Freight Shome	720
Southeast	Textile Mill Products	Man-Made Or Glass Woven Fib	3,742
Southeast	Textile Mill Products	Woven Carpets, Mats Or Rugs	3,648
Southeast	Textile Mill Products	Textile Goods, Nec	1,273
Southeast	Textile Mill Products	Knit Fabrics	810
Southeast	Textile Mill Products	Yarn	490
Southeast	Textile Mill Products	Textile Mill Products	260
Southeast	Textile Mill Products	Wool Or Mohair	67
Southeast	Textile Mill Products	Tufted Carpets, Rugs Or Mats	56
Southeast	Textile Mill Products	Cordage Or Twine	47
Southeast	Textile Mill Products	Cotton Broad-Woven Fabrics	16
Southeast	Textile Mill Products	Narrow Fabrics	11
Southeast	Textile Mill Products	Wool Broad-Woven Fabrics	11

1995 Nevada Outbound Freight: Commodity Detail

1995 Nevada Inbound Freight: Commodity Detail

Destination 2 Digit Commodity Group Commodity Detail Tons Out

Origin	2 Digit Commodity Group	Commodity Detail	Tons In
Southeast	Textile Mill Products	Coated Or Imprinted Fabric	1
Southeast	Textile Mill Products	Cord Or Fabrics, Industrial	0
Southeast	Tobacco Products	Chewing Or Smoking Tobacco	0
Southeast	Transportation Equipment	Motor Vehicle Parts Or Access	10,632
Southeast	Transportation Equipment	Ships Or Boats	968
Southeast	Transportation Equipment	Motor Vehicles	841
Southeast	Transportation Equipment	Transportation Equipment	408
Southeast	Transportation Equipment	Missile Or Space Van Parts	54
Southeast	Transportation Equipment	Motorcycles, Bicycles Or Parts	32
Southeast	Transportation Equipment	Aircraft Or Missile Engines	14
Southeast	Transportation Equipment	Truck Trailers	12
Southeast	Transportation Equipment	Misc Aircraft Parts	5
Southeast	Transportation Equipment	Transportation Equipment, Nec	4
Southeast	Transportation Equipment	Locomotives Or Parts	1
Southeast	Transportation Equipment	Motor Bus Or Truck Bodies	1
Southeast	Transportation Equipment	Aircraft	0
Southeast	Transportation Equipment	Aircraft Propellers Or Parts	0
Southwest	Apparel Or Related Products	Womens Or Childrens Clothing	9,919
Southwest	Apparel Or Related Products	Mens Or Boys Clothing	5,665
Southwest	Apparel Or Related Products	Misc Fabricated Textile Product	909
Southwest	Apparel Or Related Products	Textile Housefurnishings	158
Southwest	Apparel Or Related Products	Textile Bags	110
Southwest	Apparel Or Related Products	Apparel Findings	94
Southwest	Apparel Or Related Products	Apparel, Nec	90
Southwest	Apparel Or Related Products	Robes Or Dressing Gowns	89
Southwest	Apparel Or Related Products	Millinery	18
Southwest	Apparel Or Related Products	Apparel Or Related Products	7
Southwest	Apparel Or Related Products	Raincoats Or Other Rain Wear	4
Southwest	Apparel Or Related Products	Gloves, Mittens Or Linings	1
Southwest	Apparel Or Related Products	Canvas Products	0
Southwest	Apparel Or Related Products	Caps Or Hats Or Hat Bodies	0
Southwest	Chemicals Or Allied Products	Plastic Mater Or Synth Fibres	81,907
Southwest	Chemicals Or Allied Products	Misc Indus Inorganic Chemicals	34,213
Southwest	Chemicals Or Allied Products	Potassium Or Sodium Compound	15,865
Southwest	Chemicals Or Allied Products	Misc Industrial Organic Chemical	5,524
Southwest	Chemicals Or Allied Products	Paints, Lacquers, Etc.	1,697
Southwest	Chemicals Or Allied Products	Fertilizers	804
Southwest	Chemicals Or Allied Products	Adhesives	224
Southwest	Chemicals Or Allied Products	Soap Or Other Detergents	184
Southwest	Chemicals Or Allied Products	Specialty Cleaning Preparations	150
Southwest	Chemicals Or Allied Products	Chemical Preparations, Nec	124
Southwest	Chemicals Or Allied Products	Chemicals Or Allied Products	107
Southwest	Chemicals Or Allied Products	Drugs	43
Southwest	Chemicals Or Allied Products	Cosmetics, Perfumes, Etc.	43
Southwest	Chemicals Or Allied Products	Cyclic Intermediates Or Dyes	32
Southwest	Chemicals Or Allied Products	Crude Prod Of Coal, Gas, Petroleum	7
Southwest	Chemicals Or Allied Products	Industrial Gases	3
Southwest	Chemicals Or Allied Products	Misc Agricultural Chemicals	1
Southwest	Chemicals Or Allied Products	Printing Ink	0
Southwest	Chemicals Or Allied Products	Surface Active Agents	0
Southwest	Chemicals Or Allied Products	Explosives	0
Southwest	Clay, Concrete, Glass Or Stone	Ceramic Floor Or Wall Tile	1,125
Southwest	Clay, Concrete, Glass Or Stone	Portland Cement	960
Southwest	Clay, Concrete, Glass Or Stone	Ready-Mix Concrete, Wet	926
Southwest	Clay, Concrete, Glass Or Stone	Mineral Wool	467
Southwest	Clay, Concrete, Glass Or Stone	Clay, Concrete, Glass Or Stone	133
Southwest	Clay, Concrete, Glass Or Stone	Misc Pottery Products	23
Southwest	Clay, Concrete, Glass Or Stone	Nonmetal Minerals, Processed	21
Southwest	Clay, Concrete, Glass Or Stone	Misc Glassware, Blown Or Press	19
Southwest	Clay, Concrete, Glass Or Stone	Gypsum Products	9
Southwest	Clay, Concrete, Glass Or Stone	Concrete Products	2
Southwest	Clay, Concrete, Glass Or Stone	Misc Nonmetallic Minerals	2
Southwest	Clay, Concrete, Glass Or Stone	Refractories	2
Southwest	Clay, Concrete, Glass Or Stone	Porcelain Electric Supplies	1
Southwest	Clay, Concrete, Glass Or Stone	Vitreous China Plumbing Fixture	0
Southwest	Clay, Concrete, Glass Or Stone	Asbestos Products	0
Southwest	Clay, Concrete, Glass Or Stone	Glass Containers	0
Southwest	Electrical Equipment	Telephone Or Telegraph Equip	3,477
Southwest	Electrical Equipment	Electrical Equipment, Nec	670
Southwest	Electrical Equipment	Switchgear Or Switchboards	304
Southwest	Electrical Equipment	Misc Electronic Components	279
Southwest	Electrical Equipment	Electrical Transformers	233
Southwest	Electrical Equipment	Radio Or Tv Receiving Sets	223
Southwest	Electrical Equipment	Motors Or Generators	105
Southwest	Electrical Equipment	Electrical Equipment	66
Southwest	Electrical Equipment	Noncurrent Wiring Devices	61
Southwest	Electrical Equipment	Storage Batteries Or Plates	51
Southwest	Electrical Equipment	Electric Housewares Or Fans	44
Southwest	Electrical Equipment	Household Laundry Equipment	34
Southwest	Electrical Equipment	Radio Or Tv Transmitting Equip	32
Southwest	Electrical Equipment	Household Cooking Equipment	15
Southwest	Electrical Equipment	Lighting Fixtures	14
Southwest	Electrical Equipment	Elec Eq For Intern Comb Engine	12
Southwest	Electrical Equipment	Phonograph Records	6
Southwest	Electrical Equipment	Industrial Controls Or Parts	5
Southwest	Electrical Equipment	Misc Household Appliances	4
Southwest	Electrical Equipment	Carbon Prod For Electric Uses	4
Southwest	Electrical Equipment	Electronic Tubes	3
Southwest	Electrical Equipment	Current Carrying Wiring Equipm	2
Southwest	Electrical Equipment	Household Vacuum Cleaners	1
Southwest	Electrical Equipment	Electric Measuring Instrmts	1
Southwest	Electrical Equipment	Welding Apparatus	0
Southwest	Electrical Equipment	Solid State Semiconducts	0
Southwest	Fabricated Metal Products	Fabricated Plate Products	1,613

1995 Nevada Outbound Freight: Commodity Detail

Destination	2 Digit Commodity Group	Commodity Detail	Tons Out
-------------	-------------------------	------------------	----------

1995 Nevada Inbound Freight: Commodity Detail

Origin	2 Digit Commodity Group	Commodity Detail	Tons In
Southwest	Fabricated Metal Products	Fabricated Metal Products, Nec	752
Southwest	Fabricated Metal Products	Misc Metal Work	512
Southwest	Fabricated Metal Products	Valves Or Pipe Fittings	183
Southwest	Fabricated Metal Products	Fabricated Metal Products	158
Southwest	Fabricated Metal Products	Plumbing Fixtures	58
Southwest	Fabricated Metal Products	Metal Doors, Sash, Etc	57
Southwest	Fabricated Metal Products	Fabricated Structural Metal Pro	53
Southwest	Fabricated Metal Products	Sheet Metal Products	47
Southwest	Fabricated Metal Products	Metal Sanitary Ware	26
Southwest	Fabricated Metal Products	Metal Stampings	12
Southwest	Fabricated Metal Products	Metal Safes Or Vaults	9
Southwest	Fabricated Metal Products	Misc Hardware	5
Southwest	Fabricated Metal Products	Architectural Metal Work	3
Southwest	Fabricated Metal Products	Builders Or Cabinet Hardware	2
Southwest	Fabricated Metal Products	Misc Fabricated Wire Products	2
Southwest	Fabricated Metal Products	Metal Shipping Containers	1
Southwest	Fabricated Metal Products	Steel Springs	1
Southwest	Fabricated Metal Products	Bolts, Nuts, Screws, Etc	0
Southwest	Farm Products	Oil Kernels, Nuts Or Seeds	1,960
Southwest	Farm Products	Leafy Fresh Vegetables	1,122
Southwest	Farm Products	Bulbs, Roots Or Tubers	684
Southwest	Farm Products	Misc Fresh Vegetables	530
Southwest	Farm Products	Deciduous Fruits	115
Southwest	Farm Products	Citrus Fruits	14
Southwest	Food Or Kindred Products	Soft Drinks Or Mineral Water	39,859
Southwest	Food Or Kindred Products	Canned Specialties	36,601
Southwest	Food Or Kindred Products	Canned Fruits, Vegetables, Etc.	5,801
Southwest	Food Or Kindred Products	Dressed Poultry, Fresh	5,553
Southwest	Food Or Kindred Products	Malt Liquors	1,920
Southwest	Food Or Kindred Products	Dressed Poultry, Frozen	1,813
Southwest	Food Or Kindred Products	Margarine, Shortening, Etc.	945
Southwest	Food Or Kindred Products	Processed Poultry Or Eggs	808
Southwest	Food Or Kindred Products	Food Or Kindred Products	712
Southwest	Food Or Kindred Products	Blended Or Prepared Flour	76
Southwest	Food Or Kindred Products	Meat, Fresh Or Chilled	70
Southwest	Food Or Kindred Products	Animal By-Prod, Inedible	42
Southwest	Food Or Kindred Products	Soybean Oil Or Sv-Products	28
Southwest	Food Or Kindred Products	Bread Or Other Bakery Prod	25
Southwest	Food Or Kindred Products	Prepared Or Canned Feed	24
Southwest	Food Or Kindred Products	Wine, Brandy Or Brandy Spirit	12
Southwest	Food Or Kindred Products	Misc Food Preparations, Nec	12
Southwest	Food Or Kindred Products	Distilled Or Blended Liquors	10
Southwest	Food Or Kindred Products	Pickled Fruits Or Vegetables	8
Southwest	Food Or Kindred Products	Meat, Fresh Frozen	5
Southwest	Food Or Kindred Products	Processed Fish Products	4
Southwest	Food Or Kindred Products	Candy Or Other Confectionery	3
Southwest	Food Or Kindred Products	Misc Flavoring Extracts	3
Southwest	Food Or Kindred Products	Ice Cream Or Rel, Froz Desserts	3
Southwest	Food Or Kindred Products	Flour Or Other Grain Mill Produ	2
Southwest	Food Or Kindred Products	Denydr Or Dried Fruit Or Veg	2
Southwest	Food Or Kindred Products	Cheese Or Special Dairy Produ	0
Southwest	Food Or Kindred Products	Macaroni, Spaghetti, Etc.	0
Southwest	Food Or Kindred Products	Meat Products	0
Southwest	Fresh Fish Or Marine Products	Fish Hatcheries	45
Southwest	Furniture Or Fixtures	Wood Lockers, Partitions, Etc.	490
Southwest	Furniture Or Fixtures	Metal Lockers, Partitions, Etc.	142
Southwest	Furniture Or Fixtures	Furniture Or Fixtures	18
Southwest	Furniture Or Fixtures	Furniture Or Fixtures, Nec	12
Southwest	Furniture Or Fixtures	Tables Or Desks	5
Southwest	Furniture Or Fixtures	Benches, Chairs, Stools	5
Southwest	Furniture Or Fixtures	Public Building Or Related Furni	4
Southwest	Furniture Or Fixtures	Bedsprings Or Mattresses	3
Southwest	Furniture Or Fixtures	Beds, Dressers, Chests, Etc.	2
Southwest	Furniture Or Fixtures	Household Or Office Furn, Nec	2
Southwest	Furniture Or Fixtures	Cabinets Or Cases	1
Southwest	Furniture Or Fixtures	Sofas, Couches, Etc.	1
Southwest	Furniture Or Fixtures	Buffets, China Closets, Etc.	0
Southwest	Furniture Or Fixtures	Childrens Furniture	0
Southwest	Instrum, Photo Equip, Optical E	Orthopedic Or Prosthetic Suppli	421
Southwest	Instrum, Photo Equip, Optical E	Engng, Lab Or Scientific Equipm	125
Southwest	Instrum, Photo Equip, Optical E	Surgical Or Medical Instruments	119
Southwest	Instrum, Photo Equip, Optical E	Photographic Equip Or Supplies	48
Southwest	Instrum, Photo Equip, Optical E	Optical Instruments Or Lenses	45
Southwest	Instrum, Photo Equip, Optical E	Mech Measuring Or Control Equi	8
Southwest	Instrum, Photo Equip, Optical E	Automatic Temperature Control	1
Southwest	Instrum, Photo Equip, Optical E	Dental Equipment Or Supplies	0
Southwest	Instrum, Photo Equip, Optical E	Watches, Clocks, Etc.	0
Southwest	Leather Or Leather Products	Leather Goods, Nec	74
Southwest	Leather Or Leather Products	Leather Footwear	12
Southwest	Leather Or Leather Products	Leather Luggage Or Handbags	1
Southwest	Lumber Or Wood Products	Misc Wood Products	5,374
Southwest	Lumber Or Wood Products	Plywood Or Veneer	5,280
Southwest	Lumber Or Wood Products	Lumber Or Dimension Stock	4,255
Southwest	Lumber Or Wood Products	Primary Forest Materials	1,438
Southwest	Lumber Or Wood Products	Wood, Imp, Nec	469
Southwest	Lumber Or Wood Products	Lumber Or Wood Products	251
Southwest	Lumber Or Wood Products	Treated Wood Products	209
Southwest	Lumber Or Wood Products	Wooden Ware Or Flatware	41
Southwest	Lumber Or Wood Products	Cork Products	4
Southwest	Lumber Or Wood Products	Kitchen Cabinets, Wood	2
Southwest	Lumber Or Wood Products	Prefab Wood Buildings	1
Southwest	Lumber Or Wood Products	Millwork Or Cabinetwork	0
Southwest	Machinery	Refrigeration Machinery	19,569
Southwest	Machinery	Electronic Data Proc Equipment	5,952

1995 Nevada Outbound Freight: Commodity Detail

Destination	2 Digit Commodity Group	Commodity Detail	Tons Out
-------------	-------------------------	------------------	----------

1995 Nevada Inbound Freight: Commodity Detail

Origin	2 Digit Commodity Group	Commodity Detail	Tons In
Southwest	Machinery	Conveyors Or Parts	4,265
Southwest	Machinery	Oil Field Machinery Or Equipment	2,079
Southwest	Machinery	Typewriters Or Parts	640
Southwest	Machinery	Farm Machinery Or Equipment	552
Southwest	Machinery	Industrial Trucks, Etc.	145
Southwest	Machinery	Misc Service Industry Machinery	87
Southwest	Machinery	Misc Machinery Or Parts	84
Southwest	Machinery	Machinery	79
Southwest	Machinery	Industrial Pumps	72
Southwest	Machinery	Metaworking Machinery	57
Southwest	Machinery	Mining Machinery Or Parts	33
Southwest	Machinery	Hoists, Industr Cranes, Etc.	24
Southwest	Machinery	Misc General Industrial	21
Southwest	Machinery	Lawn Or Garden Equipment	15
Southwest	Machinery	Misc Internal Combustion Engin	15
Southwest	Machinery	Ventilating Equipment	10
Southwest	Machinery	Printing Trades Machinery	5
Southwest	Machinery	Constr Machinery Or Equipment	5
Southwest	Machinery	Scales Or Balances	5
Southwest	Machinery	Industrial Process Furnaces	5
Southwest	Machinery	Machine Tool Accessories	5
Southwest	Machinery	Misc Special Industry Mach	3
Southwest	Machinery	Elevators Or Escalators	2
Southwest	Machinery	Misc Office Machines	2
Southwest	Machinery	Carburetors, Pistons, Etc.	2
Southwest	Machinery	Special Dies, Tools, Jigs, Etc.	2
Southwest	Machinery	Commercial Laundry Equipment	1
Southwest	Machinery	Machine Tools, Metal Cutting	1
Southwest	Machinery	Ball Or Roller Bearings	1
Southwest	Machinery	Mech Power Transmission Equi	1
Southwest	Machinery	Machine Tools, Metal Forming	0
Southwest	Machinery	Automatic Merchandising Machi	0
Southwest	Machinery	Steam Engines, Turbines, Etc.	0
Southwest	Mail Or Contract Traffic	Mail And Express Traffic	2,250
Southwest	Metallic Ores	Misc Metal Ores	30,972
Southwest	Misc Manufacturing Products	Sporting Or Athletic Goods	638
Southwest	Misc Manufacturing Products	Manufactured Prod, Nec	291
Southwest	Misc Manufacturing Products	Signs Or Advertising Displays	46
Southwest	Misc Manufacturing Products	Linoleum Or Other Coverings	6
Southwest	Misc Manufacturing Products	Misc Manufacturing Products	6
Southwest	Misc Manufacturing Products	Silverware Or Plated Ware	5
Southwest	Misc Manufacturing Products	Matches	4
Southwest	Misc Manufacturing Products	Carbon Paper Or Inked Ribbons	4
Southwest	Misc Manufacturing Products	Brooms, Brushes, Etc.	2
Southwest	Misc Manufacturing Products	Games Or Toys	1
Southwest	Misc Manufacturing Products	Pencils, Crayons, Or Artists Mate	1
Southwest	Misc Manufacturing Products	Apparel Fasteners	0
Southwest	Misc Manufacturing Products	Childrens Venic Or Parts, Nec	0
Southwest	Misc Manufacturing Products	Furs, Dressed Or Dyed	0
Southwest	Misc Mixed Shipments	Fak Shipments	5,160
Southwest	Ordnance Or Accessories	Ordnance Or Accessories	0
Southwest	Ordnance Or Accessories	Ammo Or Related Parts, Nec	0
Southwest	Petroleum Or Coal Products	Petroleum Refining Products	12,133
Southwest	Petroleum Or Coal Products	Liquefied Gases, Coal Or Petrol	5,560
Southwest	Petroleum Or Coal Products	Asphalt Coatings Or Felt	3,542
Southwest	Petroleum Or Coal Products	Petroleum Or Coal Products	24
Southwest	Petroleum Or Coal Products	Misc Coal Or Petroleum Product	9
Southwest	Primary Metal Products	Primary Iron Or Steel Products	31,037
Southwest	Primary Metal Products	Nonferrous Wire	3,438
Southwest	Primary Metal Products	Primary Aluminum Smelter Prod	2,677
Southwest	Primary Metal Products	Blast Furnace Or Coke	1,524
Southwest	Primary Metal Products	Aluminum Or Alloy Basic Shape	1,111
Southwest	Primary Metal Products	Iron Or Steel Castings	426
Southwest	Primary Metal Products	Primary Metal Products	47
Southwest	Primary Metal Products	Primary Metal Products, Nec	4
Southwest	Primary Metal Products	Misc Nonferrous Basic Shapes	4
Southwest	Primary Metal Products	Iron Or Steel Forgings	2
Southwest	Primary Metal Products	Steel Wire, Nails Or Spikes	1
Southwest	Primary Metal Products	Copper Or Alloy Basic Shapes	1
Southwest	Primary Metal Products	Aluminum Or Alloy Castings	0
Southwest	Printed Matter	Misc Printed Matter	471
Southwest	Printed Matter	Printed Matter	109
Southwest	Printed Matter	Newspapers	73
Southwest	Printed Matter	Greeting Cards, Seals, Etc.	31
Southwest	Printed Matter	Books	22
Southwest	Printed Matter	Manifold Business Forms	10
Southwest	Printed Matter	Periodicals	5
Southwest	Printed Matter	Blankbook, Loose Leaf Binder	1
Southwest	Pulp, Paper Or Allied Products	Paper	145,697
Southwest	Pulp, Paper Or Allied Products	Misc Converted Paper Products	43,662
Southwest	Pulp, Paper Or Allied Products	Containers Or Boxes, Paper	466
Southwest	Pulp, Paper Or Allied Products	Pulp, Paper Or Allied Products	310
Southwest	Pulp, Paper Or Allied Products	Sanitary Paper Products	281
Southwest	Pulp, Paper Or Allied Products	Fiber, Paper Or Pulpboard	204
Southwest	Pulp, Paper Or Allied Products	Die-Cut Paper Or Pood Product	85
Southwest	Pulp, Paper Or Allied Products	Fibre Cans, Drums Or Tubes	42
Southwest	Pulp, Paper Or Allied Products	Paper Bags	10
Southwest	Pulp, Paper Or Allied Products	Envelopes	2
Southwest	Pulp, Paper Or Allied Products	Pulp Or Pulp Mill Products	1
Southwest	Rubber Or Misc Plastics	Misc Plastic Products	2,596
Southwest	Rubber Or Misc Plastics	Tires Or Inner Tubes	1,534
Southwest	Rubber Or Misc Plastics	Rubber Or Misc Plastics	78
Southwest	Rubber Or Misc Plastics	Rub Or Plas Hose Or Belting	29
Southwest	Rubber Or Misc Plastics	Misc Fabricated Products	9

1995 Nevada Outbound Freight: Commodity Detail

Destination	2 Digit Commodity Group	Commodity Detail	Tons Out
-------------	-------------------------	------------------	----------

1995 Nevada Inbound Freight: Commodity Detail

Origin	2 Digit Commodity Group	Commodity Detail	Tons In
Southwest	Secondary Traffic	Warehouse & Distribution Cente	18,952
Southwest	Textile Mill Products	Knit Fabrics	1,035
Southwest	Textile Mill Products	Yarn	6
Southwest	Textile Mill Products	Textile Goods, Nec	2
Southwest	Textile Mill Products	Woven Carpets, Mats Or Rugs	1
Southwest	Textile Mill Products	Wool Or Mohair	0
Southwest	Textile Mill Products	Donon Broad-Woven Fabrics	0
Southwest	Textile Mill Products	Narrow Fabrics	7
Southwest	Textile Mill Products	Wool Broad-Woven Fabrics	0
Southwest	Transportation Equipment	Motor Vehicles	6,754
Southwest	Transportation Equipment	Aircraft Or Missile Engines	2,470
Southwest	Transportation Equipment	Motor Vehicle Parts Or Access	537
Southwest	Transportation Equipment	Aircraft	67
Southwest	Transportation Equipment	Misc Aircraft Parts	57
Southwest	Transportation Equipment	Motorcycles, Bicycles Or Parts	55
Southwest	Transportation Equipment	Missile Or Space Ven Parts	37
Southwest	Transportation Equipment	Ships Or Boats	24
Southwest	Transportation Equipment	Truck Trailers	10
Southwest	Transportation Equipment	Locomotives Or Parts	2
Southwest	Transportation Equipment	Railroad Cars	2
Southwest	Transportation Equipment	Motor Bus Or Truck Bodies	1
Southwest	Transportation Equipment	Transportation Equipment, Nec	0
Southwest	Transportation Equipment	Aircraft Propellers Or Parts	0
Utah	Apparel Or Related Products	Apparel Findings	30
Utah	Apparel Or Related Products	Misc Fabricated Textile Product	10
Utah	Apparel Or Related Products	Textile Bags	1
Utah	Chemicals Or Allied Products	Chemical Preparations, Nec	231,184
Utah	Chemicals Or Allied Products	Misc Indus Inorganic Chemicals	52,643
Utah	Chemicals Or Allied Products	Potassium Or Sodium Compound	32,284
Utah	Chemicals Or Allied Products	Fertilizers	19,280
Utah	Chemicals Or Allied Products	Soap Or Other Detergents	1,034
Utah	Chemicals Or Allied Products	Paints, Lacquers, Etc	319
Utah	Chemicals Or Allied Products	Cosmetics, Perfumes, Etc	91
Utah	Chemicals Or Allied Products	Surface Active Agents	22
Utah	Chemicals Or Allied Products	Printing Ink	1
Utah	Clay, Concrete, Glass Or Stone	Portland Cement	157,708
Utah	Clay, Concrete, Glass Or Stone	Lime Or Lime Plaster	96,120
Utah	Clay, Concrete, Glass Or Stone	Clay Brck Or Tile	4,171
Utah	Clay, Concrete, Glass Or Stone	Ready-Mix Concrete, Wet	43
Utah	Clay, Concrete, Glass Or Stone	Concrete Products	18
Utah	Clay, Concrete, Glass Or Stone	Refractories	17
Utah	Clay, Concrete, Glass Or Stone	Misc Pottery Products	12
Utah	Clay, Concrete, Glass Or Stone	Porcelain Electric Supplies	2
Utah	Clay, Concrete, Glass Or Stone	Misc Glassware, Blown Or Press	0
Utah	Coal	Bituminous Coal	2,589,568
Utah	Electrical Equipment	Storage Batteries Or Plates	79
Utah	Electrical Equipment	Elec Eq For Intern Comb Engine	47
Utah	Electrical Equipment	Telephone Or Telegraph Equip	45
Utah	Electrical Equipment	Misc Electronic Components	35
Utah	Electrical Equipment	Radio Or Tv Transmitting Equip	22
Utah	Electrical Equipment	Electrical Equipment, Nec	14
Utah	Electrical Equipment	Electrical Transformers	1
Utah	Electrical Equipment	Noncurrent Wiring Devices	1
Utah	Electrical Equipment	Lighting Fixtures	1
Utah	Electrical Equipment	Radio Or Tv Receiving Sets	0
Utah	Fabricated Metal Products	Sheet Metal Products	127
Utah	Fabricated Metal Products	Misc Metal Work	125
Utah	Fabricated Metal Products	Fabricated Structural Metal Pro	57
Utah	Fabricated Metal Products	Fabricated Metal Products, Nec	27
Utah	Fabricated Metal Products	Architectural Metal Work	27
Utah	Fabricated Metal Products	Bolts, Nuts, Screws, Etc	2
Utah	Fabricated Metal Products	Metal Doors, Sash, Etc	1
Utah	Fabricated Metal Products	Metal Safes Or Vaults	0
Utah	Farm Products	Bulbs, Roots Or Tubers	6,278
Utah	Farm Products	Misc, Field Crops	704
Utah	Food Or Kindred Products	Flour Or Other Grain Mill Produ	2,000
Utah	Food Or Kindred Products	Meat, Fresh Or Chilled	250
Utah	Food Or Kindred Products	Animal By-Prod, Inedible	135
Utah	Food Or Kindred Products	Food Or Kindred Products	93
Utah	Food Or Kindred Products	Prepared Or Canned Feed	21
Utah	Food Or Kindred Products	Meat, Fresh Frozen	19
Utah	Furniture Or Fixtures	Wood Lockers, Partitions, Etc	86
Utah	Furniture Or Fixtures	Benches, Chairs, Stools	22
Utah	Furniture Or Fixtures	Tables Or Desks	14
Utah	Furniture Or Fixtures	Bedsonings Or Mattresses	9
Utah	Furniture Or Fixtures	Sofas, Couches, Etc	8
Utah	Furniture Or Fixtures	Metal Lockers, Partitions, Etc	7
Utah	Furniture Or Fixtures	Furniture Or Fixtures	7
Utah	Furniture Or Fixtures	Public Building Or Related Furni	3
Utah	Furniture Or Fixtures	Beds, Dressers, Chests, Etc	3
Utah	Furniture Or Fixtures	Furniture Or Fixtures, Nec	3
Utah	Furniture Or Fixtures	Household Or Office Furn, Nec	3
Utah	Furniture Or Fixtures	Cabinets Or Cases	3
Utah	Furniture Or Fixtures	Buffets, China Closets, Etc	1
Utah	Furniture Or Fixtures	Childrens Furniture	1
Utah	Instrum, Photo Equip, Optical E	Orthopedic Or Prosthetic Suppl	106
Utah	Instrum, Photo Equip, Optical E	Surgical Or Medical Instruments	43
Utah	Instrum, Photo Equip, Optical E	Optical Instruments Or Lenses	4
Utah	Instrum, Photo Equip, Optical E	Watches, Clocks, Etc	4
Utah	Instrum, Photo Equip, Optical E	Engrg, Lab Or Scientific Equipm	3
Utah	Instrum, Photo Equip, Optical E	Mech Measuring Or Control Equi	0
Utah	Leather Or Leather Products	Leather Luggage Or Handbags	12
Utah	Leather Or Leather Products	Leather Footwear	0
Utah	Lumber Or Wood Products	Primary Forest Materials	3,386

1995 Nevada Outbound Freight: Commodity Detail

Destination	2 Digit Commodity Group	Commodity Detail	Tons Out
-------------	-------------------------	------------------	----------

1995 Nevada Inbound Freight: Commodity Detail

Origin	2 Digit Commodity Group	Commodity Detail	Tons In
Utah	Lumber Or Wood Products	Lumber Or Dimension Stock	1,276
Utah	Lumber Or Wood Products	Millwork Or Cabinework	509
Utah	Lumber Or Wood Products	Kitchen Cabinets, Wood	384
Utah	Lumber Or Wood Products	Prefab Wood Buildings	73
Utah	Machinery	Misc Internal Combustion Engin	124
Utah	Machinery	Electronic Data Proc Equipment	16
Utah	Machinery	Constr Machinery Or Equipment	5
Utah	Machinery	Misc Machinery Or Parts	3
Utah	Machinery	Machine Tools, Metal Forming	2
Utah	Machinery	Typewriters Or Parts	2
Utah	Machinery	Special Dies, Tools, Jigs, Etc.	2
Utah	Machinery	Industrial Pumps	1
Utah	Machinery	Ventilating Equipment	1
Utah	Machinery	Refrigeration Machinery	0
Utah	Machinery	Mining Machinery Or Parts	0
Utah	Machinery	Metaworking Machinery	0
Utah	Mail Or Contract Traffic	Mail And Exress Traffic	747
Utah	Misc Manufacturing Products	Sporting Or Athletic Goods	267
Utah	Misc Manufacturing Products	Manufactured Prod, Nec	2
Utah	Misc Manufacturing Products	Matches	1
Utah	Misc Manufacturing Products	Games Or Toys	0
Utah	Misc Manufacturing Products	Pencils, Crayons, Or Artists Mate	0
Utah	Misc Manufacturing Products	Signs Or Advertising Displays	0
Utah	Misc Manufacturing Products	Furs, Dressed Or Dyed	0
Utah	Misc Mixed Shipments	Fak Shipments	1,400
Utah	Petroleum Or Coal Products	Liquefied Gases, Coal Or Petrol	5,280
Utah	Petroleum Or Coal Products	Asphalt Paving Blocks Or Mix	591
Utah	Primary Metal Products	Primary Iron Or Steel Products	17,682
Utah	Primary Metal Products	Misc Nonferrous Basic Shapes	1,467
Utah	Primary Metal Products	Iron Or Steel Castings	951
Utah	Primary Metal Products	Electrometallurgical Products	100
Utah	Primary Metal Products	Blast Furnace Or Coke	45
Utah	Primary Metal Products	Misc Prim Nonfer Smeiter Prod	17
Utah	Primary Metal Products	Nonferrous Wire	4
Utah	Primary Metal Products	Misc Nonferrous Castings	2
Utah	Primary Metal Products	Copper Or Alloy Basic Shapes	1
Utah	Primary Metal Products	Nonferrous Metal Forgings	0
Utah	Primary Metal Products	Aluminum Or Alloy Basic Shape	0
Utah	Printed Matter	Misc Printed Matter	115
Utah	Printed Matter	Manifold Business Forms	16
Utah	Printed Matter	Greeting Cards, Seals, Etc.	4
Utah	Printed Matter	Svc Indus For Print Trades	0
Utah	Pulp, Paper Or Allied Products	Containers Or Boxes, Paper	17,663
Utah	Pulp, Paper Or Allied Products	Pulp Or Pulp Mill Products	5,239
Utah	Pulp, Paper Or Allied Products	Fibre Cans, Drums Or Tubes	1,540
Utah	Pulp, Paper Or Allied Products	Paper Bags	1,100
Utah	Pulp, Paper Or Allied Products	Paper	235
Utah	Pulp, Paper Or Allied Products	Misc Converted Paper Products	84
Utah	Pulp, Paper Or Allied Products	Die-Cut Paper Or Pabd Product	1
Utah	Pulp, Paper Or Allied Products	Envelopes	1
Utah	Pulp, Paper Or Allied Products	Fiber, Paper Or Pulpboard	1
Utah	Rubber Or Misc Plastics	Misc Plastic Products	53
Utah	Rubber Or Misc Plastics	Rub Or Plas Hose Or Belling	20
Utah	Rubber Or Misc Plastics	Misc Fabricated Products	1
Utah	Secondary Traffic	Warehouse & Distribution Cante	16,522
Utah	Secondary Traffic	Rail Intermodal Dravage	2,457
Utah	Shipping Containers	Semi-Trailers Returned Empty	1,500
Utah	Textile Mill Products	Narrow Fabrics	16
Utah	Textile Mill Products	Cotton Broad-Woven Fabncs	0
Utah	Transportation Equipment	Motor Vehicle Parts Or Accesso	1,522
Utah	Transportation Equipment	Motor Vehicles	1,213
Utah	Transportation Equipment	Transportation Equipment, Nec	494
Utah	Transportation Equipment	Truck Trailers	397
Utah	Transportation Equipment	Motor Bus Or Truck Bodies	154
Utah	Transportation Equipment	Trailer Coaches	33
Utah	Transportation Equipment	Aircraft Or Missile Engines	20
Utah	Transportation Equipment	Misc Aircraft Parts	8
Utah	Transportation Equipment	Ships Or Boats	3
Utah	Transportation Equipment	Aircraft	0
Utah	Transportation Equipment	Missile Or Space Veh Parts	0
Utah	Waste Or Scrap Materials	Ashes	20,180
Washington	Apparel Or Related Products	Womens Or Childrens Clothing	30
Washington	Apparel Or Related Products	Misc Fabricated Textile Product	23
Washington	Apparel Or Related Products	Curtains Or Draperies	2
Washington	Apparel Or Related Products	Apparel Findings	0
Washington	Apparel Or Related Products	Fur Goods	0
Washington	Chemicals Or Allied Products	Potassium Or Sodium Compound	18,160
Washington	Chemicals Or Allied Products	Paints, Lacquers, Etc.	1,407
Washington	Chemicals Or Allied Products	Drugs	199
Washington	Chemicals Or Allied Products	Specialty Cleaning Preparations	55
Washington	Chemicals Or Allied Products	Misc Indus Inorganic Chemicals	7
Washington	Chemicals Or Allied Products	Soap Or Other Detergents	5
Washington	Chemicals Or Allied Products	Industrial Gases	4
Washington	Chemicals Or Allied Products	Adhesives	2
Washington	Chemicals Or Allied Products	Chemical Preparations, Nec	1
Washington	Chemicals Or Allied Products	Plastic Mater Or Synth Fibres	0
Washington	Chemicals Or Allied Products	Misc Industrial Organic Chemical	0
Washington	Chemicals Or Allied Products	Cyclic Intermediates Or Dyes	0
Washington	Clay, Concrete, Glass Or Stone	Ready-Mix Concrete, Wat	71
Washington	Clay, Concrete, Glass Or Stone	Concrete Products	7
Washington	Clay, Concrete, Glass Or Stone	Misc Glassware Blown Or Press	1
Washington	Clay, Concrete, Glass Or Stone	Misc Pottery Products	1
Washington	Clay, Concrete, Glass Or Stone	Refractories	0
Washington	Clay, Concrete, Glass Or Stone	Nonmetal Minerals, Processed	0

1995 Nevada Outbound Freight: Commodity Detail

Destination	2 Digit Commodity Group	Commodity Detail	Tons Out
-------------	-------------------------	------------------	----------

1995 Nevada Inbound Freight: Commodity Detail

Origin	2 Digit Commodity Group	Commodity Detail	Tons In
Washington	Clay, Concrete, Glass Or Stone	Portland Cement	0
Washington	Electrical Equipment	Lighting Fixtures	39
Washington	Electrical Equipment	Storage Batteries Or Plates	26
Washington	Electrical Equipment	Telephone Or Telegraph Equip	20
Washington	Electrical Equipment	Misc Electronic Components	16
Washington	Electrical Equipment	Elec Eq For Intern Comb Engine	15
Washington	Electrical Equipment	Radio Or Tv Transmitting Equip	9
Washington	Electrical Equipment	Electrical Equipment, Nec	3
Washington	Electrical Equipment	Industrial Controls Or Parts	1
Washington	Fabricated Metal Products	Sheet Metal Products	62
Washington	Fabricated Metal Products	Metal Doors, Sash, Etc.	26
Washington	Fabricated Metal Products	Bolts, Nuts, Screws, Etc.	21
Washington	Fabricated Metal Products	Heating Equip, Not Electrical	11
Washington	Fabricated Metal Products	Metal Sanitary Ware	10
Washington	Fabricated Metal Products	Plumbing Fixtures	9
Washington	Fabricated Metal Products	Fabricated Metal Products, Nec	5
Washington	Fabricated Metal Products	Valves Or Pipe Fittings	1
Washington	Fabricated Metal Products	Architectural Metal Work	1
Washington	Farm Products	Deciduous Fruits	12,393
Washington	Farm Products	Bulbs, Roots Or Tubers	510
Washington	Farm Products	Misc. Field Crops	358
Washington	Farm Products	Misc Fresh Vegetables	0
Washington	Food Or Kindred Products	Canned Specialties	3,724
Washington	Food Or Kindred Products	Malt Liquors	5,718
Washington	Food Or Kindred Products	Soft Drinks Or Mineral Water	1,086
Washington	Food Or Kindred Products	Frozen Fruit, Veg Or Juice	964
Washington	Food Or Kindred Products	Malt	432
Washington	Food Or Kindred Products	Meat, Fresh Or Chilled	164
Washington	Food Or Kindred Products	Misc Flavoring Extracts	146
Washington	Food Or Kindred Products	Animal By-Prod, Inedible	31
Washington	Food Or Kindred Products	Meat, Fresh Frozen	12
Washington	Food Or Kindred Products	Pickled Fruits Or Vegetables	8
Washington	Food Or Kindred Products	Canned Fruits, Vegetables, Etc.	7
Washington	Food Or Kindred Products	Bread Or Other Bakery Prod	5
Washington	Food Or Kindred Products	Processed Fish Products	4
Washington	Food Or Kindred Products	Dehydr Or Dried Fruit Or Veg	2
Washington	Food Or Kindred Products	Wet Corn Milling Or Mito	2
Washington	Food Or Kindred Products	Meat Products	1
Washington	Food Or Kindred Products	Blended Or Prepared Flour	0
Washington	Food Or Kindred Products	Candy Or Other Confectionery	0
Washington	Fresh Fish Or Marine Products	Fresh Fish Or Whale Products	32
Washington	Fresh Fish Or Marine Products	Marine Products	32
Washington	Furniture Or Fixtures	Furniture Or Fixtures, Nec	671
Washington	Furniture Or Fixtures	Bedsprings Or Mattresses	481
Washington	Furniture Or Fixtures	Benches, Chairs, Stools	110
Washington	Furniture Or Fixtures	Sofas, Couches, Etc.	71
Washington	Furniture Or Fixtures	Household Or Office Furn, Nec	46
Washington	Furniture Or Fixtures	Public Building Or Related Furn	28
Washington	Furniture Or Fixtures	Tables Or Desks	17
Washington	Furniture Or Fixtures	Metal Lockers, Partitions, Etc.	9
Washington	Furniture Or Fixtures	Beds, Dressers, Chests, Etc.	3
Washington	Furniture Or Fixtures	Cabinets Or Cases	3
Washington	Furniture Or Fixtures	Buffets, China Closets, Etc.	1
Washington	Furniture Or Fixtures	Childrens Furniture	1
Washington	Furniture Or Fixtures	Wood Lockers, Partitions, Etc.	0
Washington	Instrum, Photo Equip, Optical E	Mech Measuring Or Control Equi	588
Washington	Instrum, Photo Equip, Optical E	Watches, Clocks, Etc.	554
Washington	Instrum, Photo Equip, Optical E	Ophthalmic Or Opticians Goods	580
Washington	Instrum, Photo Equip, Optical E	Automatic Temperature Controls	408
Washington	Instrum, Photo Equip, Optical E	Optical Instruments Or Lenses	285
Washington	Instrum, Photo Equip, Optical E	Engrg, Lab Or Scientific Equipm	51
Washington	Instrum, Photo Equip, Optical E	Dental Equipment Or Supplies	25
Washington	Instrum, Photo Equip, Optical E	Orthopedic Or Prosthetic Suppl	0
Washington	Leather Or Leather Products	Leather Or Leather Products	112
Washington	Leather Or Leather Products	Leather Luggage Or Handbags	9
Washington	Lumber Or Wood Products	Lumber Or Dimension Stock	30,354
Washington	Lumber Or Wood Products	Misc Sawmill Or Planing Mill	3,461
Washington	Lumber Or Wood Products	Primary Forest Materials	80
Washington	Lumber Or Wood Products	Lumber Or Wood Products	36
Washington	Lumber Or Wood Products	Wood Cant, Or Box Shooks	5
Washington	Lumber Or Wood Products	Plywood Or Veneer	4
Washington	Lumber Or Wood Products	Millwork Or Cabinetwork	2
Washington	Lumber Or Wood Products	Prefab Wood Buildings	2
Washington	Lumber Or Wood Products	Treated Wood Products	1
Washington	Lumber Or Wood Products	Misc Wood Products	0
Washington	Machinery	Electronic Data Proc Equipment	173
Washington	Machinery	Special Dies, Tools, Jigs, Etc.	63
Washington	Machinery	Industrial Pumps	32
Washington	Machinery	Misc Machinery Or Parts	38
Washington	Machinery	Ventilating Equipment	32
Washington	Machinery	Farm Machinery Or Equipment	27
Washington	Machinery	Misc General Industrial	24
Washington	Machinery	Metalworking Machinery	13
Washington	Machinery	Food Prod Machinery	7
Washington	Machinery	Industrial Process Furnaces	5
Washington	Machinery	Machine Tools, Metal Forming	5
Washington	Machinery	Ball Or Roller Bearings	3
Washington	Machinery	Industrial Trucks, Etc.	2
Washington	Machinery	Misc Service Industry Machinery	1
Washington	Machinery	Commercial Laundry Equipment	1
Washington	Machinery	Constr Machinery Or Equipment	0
Washington	Machinery	Printing Trades Machinery	0
Washington	Machinery	Scales Or Balances	0
Washington	Machinery	Woodworking Machinery	0

1995 Nevada Outbound Freight: Commodity Detail

1995 Nevada Inbound Freight: Commodity Detail

Destination	2 Digit Commodity Group	Commodity Detail	Tons Out
-------------	-------------------------	------------------	----------

Origin	2 Digit Commodity Group	Commodity Detail	Tons In
Washington	Machinery	Carburetors, Pistons, Etc.	0
Washington	Machinery	Misc Special Industry Mach	0
Washington	Mail Or Contract Traffic	Mail And Express Traffic	969
Washington	Misc Manufacturing Products	Sporting Or Athletic Goods	578
Washington	Misc Manufacturing Products	Games Or Toys	0
Washington	Misc Manufacturing Products	Signs Or Advertising Displays	0
Washington	Ordnance Or Accessories	Ammo Or Related Parts, Nec	0
Washington	Primary Metal Products	Primary Iron Or Steel Products	3,800
Washington	Primary Metal Products	Primary Aluminum Smelter Prod	368
Washington	Primary Metal Products	Aluminum Or Alloy Basic Shape	245
Washington	Primary Metal Products	Iron Or Steel Castings	3
Washington	Printed Matter	Blankbook, Loose Leaf Binder	155
Washington	Printed Matter	Newspapers	16
Washington	Printed Matter	Misc Printed Matter	9
Washington	Pulp, Paper Or Allied Products	Paper	23,362
Washington	Pulp, Paper Or Allied Products	Containers Or Boxes, Paper	2,406
Washington	Pulp, Paper Or Allied Products	Misc Converted Paper Products	1,046
Washington	Pulp, Paper Or Allied Products	Fibre Cans, Drums Or Tubes	204
Washington	Pulp, Paper Or Allied Products	Sanitary Paper Products	63
Washington	Pulp, Paper Or Allied Products	Paper Bags	1
Washington	Pulp, Paper Or Allied Products	Sanitary Food Containers	1
Washington	Pulp, Paper Or Allied Products	Paper Or Building Board	0
Washington	Pulp, Paper Or Allied Products	Die-Cut Paper Or Ppbd Product	0
Washington	Rubber Or Misc Plastics	Misc Plastic Products	137
Washington	Rubber Or Misc Plastics	Rub Or Plas Hose Or Belting	24
Washington	Rubber Or Misc Plastics	Misc Fabricated Products	3
Washington	Secondary Traffic	Warehouse & Distribution Cente	1,830
Washington	Textile Mill Products	Knit Fabrics	7
Washington	Transportation Equipment	Motor Vehicles	3,210
Washington	Transportation Equipment	Misc Aircraft Parts	60
Washington	Transportation Equipment	Ships Or Boats	42
Washington	Transportation Equipment	Aircraft Or Missile Engines	24
Washington	Transportation Equipment	Motorcycles, Bicycles Or Parts	3
Washington	Transportation Equipment	Aircraft	1
Washington	Transportation Equipment	Motor Vehicle Parts Or Access	0

Appendix C
1995 COMMODITY DETAIL TABLES
RAIL CAR FREIGHT

Commodity Detail For Outbound Rail Car

STCC2 Commodity Group	STCC4 Commodity Detail	1995 Tons
Chemicals Or Allied Products	Potassium Or Sodium Compound	296,160
Chemicals Or Allied Products	Fertilizers	42,760
Chemicals Or Allied Products	Misc Indus Inorganic Chemicals	3,960
Chemicals Or Allied Products	Plastic Mater Or Synth Fibres	3,800
Clay, Concrete, Glass Or Stone	Gypsum Products	303,396
Clay, Concrete, Glass Or Stone	Portland Cement	155,736
Clay, Concrete, Glass Or Stone	Nonmetal Minerals, Processed	106,040
Clay, Concrete, Glass Or Stone	Lime Or Lime Plaster	91,892
Fabricated Metal Products	Fabricated Metal Products, Nec	4,512
Fabricated Metal Products	Fabricated Plate Products	1,920
Farm Products	Grain	10,308
Farm Products	Misc. Field Crops	5,040
Food Or Kindred Products	Dehydr Or Dried Fruit Or Veg	21,440
Lumber Or Wood Products	Structural Wood Prod, Nec	13,800
Misc Freight Shipments	Misc Freight Shipments	28,000
Nonmetallic Minerals	Chem Or Fertilizer Mineri Crude	582,268
Nonmetallic Minerals	Gravel Or Sand	576,752
Nonmetallic Minerals	Misc Nonmetallic Minerals, Nec	97,648
Nonmetallic Minerals	Broken Stone Or Riprap	5,616
Ordnance Or Accessories	Ammo Or Related Parts, Nec	13,572
Primary Metal Products	Primary Iron Or Steel Products	1,600
Rubber Or Misc Plastics	Misc Plastic Products	1,440
Shipping Containers	Empty Equipment, Reverse Route	560
Transportation Equipment	Railroad Cars	920
Waste Or Scrap Materials	Metal Scrap Or Tailings	109,508
Waste Or Scrap Materials	Ashes	8,040
Waste Or Scrap Materials	Paper Waste Or Scrap	4,840

Commodity Detail For Inbound Rail Car

STCC2 Commodity Group	STCC4 Commodity Detail	1995 Tons
Chemicals Or Allied Products	Potassium Or Sodium Compound	253,724
Chemicals Or Allied Products	Misc Indus Inorganic Chemicals	252,800
Chemicals Or Allied Products	Chemical Preparations, Nec	231,172
Chemicals Or Allied Products	Misc Industrial Organic Chemicals	91,084
Chemicals Or Allied Products	Plastic Mater Or Synth Fibres	87,440
Chemicals Or Allied Products	Fertilizers	27,120
Chemicals Or Allied Products	Explosives	9,728
Clay, Concrete,Glass Or Stone	Portland Cement	275,496
Clay, Concrete,Glass Or Stone	Lime Or Lime Plaster	96,120
Coal	Bituminous Coal	2,942,816
Electrical Equipment	Noncurrent Wiring Devices	456
Farm Products	Grain	53,148
Farm Products	Oil Kernels, Nuts Or Seeds	4,120
Farm Products	Misc. Field Crops	2,560
Food Or Kindred Products	Canned Specialties	70,320
Food Or Kindred Products	Malt Liquors	23,280
Food Or Kindred Products	Wet Corn Milling Or Milo	23,080
Food Or Kindred Products	Flour Or Other Grain Mill Products	17,280
Food Or Kindred Products	Prepared Or Canned Feed	12,600
Food Or Kindred Products	Animal By-Prod,Inedible	3,600
Food Or Kindred Products	Nut Or Veg Oils Or By-Products	3,360
Furniture Or Fixtures	Household Or Office Furn, Nec	720
Lumber Or Wood Products	Lumber Or Dimension Stock	170,800
Lumber Or Wood Products	Misc Wood Products	26,520
Lumber Or Wood Products	Plywood Or Veneer	7,920
Machinery	Constr Machinery Or Equipment	2,000
Metallic Ores	Misc Metal Ores	30,972
Misc Freight Shipments	Misc Freight Shipments	4,800
Misc Manufacturing Products	Manufactured Prod, Nec	3,080
Nonmetallic Minerals	Chem Or Fertilizer Mineri Crude	3,800
Ordnance Or Accessories	Ammo Or Related Parts, Nec	30,984
Ordnance Or Accessories	Small Arms Ammo,30mm Or Less	2,940
Petroleum Or Coal Products	Petroleum Refining Products	219,088
Petroleum Or Coal Products	Liquefied Gases,Coal Or Petroleu	90,844
Petroleum Or Coal Products	Misc Coal Or Petroleum Products	13,980
Primary Metal Products	Primary Iron Or Steel Products	53,920
Primary Metal Products	Nonferrous Wire	2,840
Pulp, Paper Or Allied Products	Paper	48,960
Pulp, Paper Or Allied Products	Pulp Or Pulp Mill Products	3,920
Rubber Or Misc Plastics	Misc Plastic Products	1,960
Transportation Equipment	Motor Vehicles	44,360
Transportation Equipment	Motor Vehicle Parts Or Accessorie	18,120
Waste Or Scrap Materials	Ashes	34,200
Waste Or Scrap Materials	Chemical Or Petroleum Waste	4,000

Appendix D
1995 COMMODITY DETAIL TABLES
RAIL INTERMODAL FREIGHT

Commodity Detail For Outbound Rail Intermodal

STCC2 Commodity Group	STCC4 Commodity Detail	1995 Tons
Apparel Or Related Products	Misc Fabricated Textile Products	920
Chemicals Or Allied Products	Soap Or Other Detergents	600
Chemicals Or Allied Products	Potassium Or Sodium Compound	40
Clay, Concrete, Glass Or Stone	Nonmetal Minerals, Processed	1,880
Electrical Equipment	Misc Household Appliances	360
Fabricated Metal Products	Metal Stampings	400
Food Or Kindred Products	Wine, Brandy Or Brandy Spirit	5,360
Food Or Kindred Products	Misc Food Preparations, Nec	3,160
Food Or Kindred Products	Cereal Preparations	840
Forest Products	Barks Or Gums, Crude	920
Freight Forwarder Traffic	Freight Forwarder Traffic	2,560
Lumber Or Wood Products	Lumber Or Dimension Stock	1,840
Machinery	Ventilating Equipment	800
Machinery	Misc Machinery Or Parts	800
Mail Or Contract Traffic	Mail And Express Traffic	920
Misc Manufacturing Products	Brooms, Brushes, Etc.	1,360
Misc Manufacturing Products	Manufactured Prod, Nec	800
Misc Mixed Shipments	Fak Shipments	35,640
Misc Mixed Shipments	Mixed Shipments, Multi-Stcc	3,720
Nonmetallic Minerals	Misc Nonmetallic Minerals, Nec	79,320
Petroleum Or Coal Products	Asphalt Coatings Or Felt	1,760
Primary Metal Products	Electrometallurgical Products	3,560
Pulp, Paper Or Allied Products	Containers Or Boxes, Paper	600
Pulp, Paper Or Allied Products	Sanitary Food Containers	320
Rubber Or Misc Plastics	Misc Plastic Products	1,040
Shipping Containers	Semi-Trailers Returned Empty	1,320
Small Packaged Freight Shipments	Small Packaged Freight Shipments	2,120
Transportation Equipment	Motor Vehicle Parts Or Accessories	1,920

Commodity Detail For Inbound Rail Intermodal

STCC2 Commodity Group	STCC4 Commodity Detail	1995 Tons
Apparel Or Related Products	Misc Fabricated Textile Products	6,280
Apparel Or Related Products	Gloves, Mittens Or Linings	1,160
Chemicals Or Allied Products	Drugs	1,520
Chemicals Or Allied Products	Soap Or Other Detergents	1,400
Chemicals Or Allied Products	Crude Prod Of Coal, Gas, Petroleum	800
Clay, Concrete, Glass Or Stone	Portland Cement	960
Clay, Concrete, Glass Or Stone	Glass Containers	600
Electrical Equipment	Lighting Fixtures	2,760
Electrical Equipment	Electric Lamps	2,320
Electrical Equipment	Electric Housewares Or Fans	2,000
Electrical Equipment	Current Carrying Wiring Equipment	840
Electrical Equipment	Radio Or Tv Receiving Sets	240
Fabricated Metal Products	Metal Stampings	1,880
Fabricated Metal Products	Fabricated Metal Products, Nec	920
Fabricated Metal Products	Sheet Metal Products	560
Fabricated Metal Products	Metal Safes Or Vaults	440
Food Or Kindred Products	Misc Food Preparations, Nec	13,520
Food Or Kindred Products	Dog, Cat Or Other Pet Food, Nec	2,600
Food Or Kindred Products	Wine, Brandy Or Brandy Spirit	880
Food Or Kindred Products	Canned Fruits, Vegetables, Etc.	840
Food Or Kindred Products	Cereal Preparations	840
Food Or Kindred Products	Wet Corn Milling Or Milo	800
Food Or Kindred Products	Biscuits, Crackers Or Pretzles	520
Food Or Kindred Products	Canned Specialties	360
Food Or Kindred Products	Soybean Oil Or By-Products	280
Freight Forwarder Traffic	Freight Forwarder Traffic	3,800
Furniture Or Fixtures	Metal Lockers, Partitions, Etc.	4,040
Furniture Or Fixtures	Benches, Chairs, Stools	920
Furniture Or Fixtures	Furniture Or Fixtures, Nec	320
Instrum, Photo Equip, Optical Eq	Orthopedic Or Prosthetic Supplies	2,040
Machinery	Ventilating Equipment	5,840
Machinery	Lawn Or Garden Equipment	4,920
Machinery	Metalworking Machinery	800
Machinery	Refrigeration Machinery	800
Machinery	Ball Or Roller Bearings	640
Mail Or Contract Traffic	Mail And Express Traffic	2,600
Misc Manufacturing Products	Sporting Or Athletic Goods	6,160
Misc Manufacturing Products	Manufactured Prod, Nec	1,720
Misc Manufacturing Products	Games Or Toys	1,640
Misc Manufacturing Products	Brooms, Brushes, Etc.	1,120
Misc Mixed Shipments	Fak Shipments	98,720
Misc Mixed Shipments	Mixed Shipments, Multi-Stcc	44,400
Petroleum Or Coal Products	Asphalt Coatings Or Felt	5,360
Petroleum Or Coal Products	Petroleum Refining Products	1,680
Printed Matter	Misc Printed Matter	4,080
Pulp, Paper Or Allied Products	Sanitary Food Containers	3,040
Pulp, Paper Or Allied Products	Paper	1,960
Rubber Or Misc Plastics	Tires Or Inner Tubes	21,560
Rubber Or Misc Plastics	Misc Plastic Products	6,200
Shipper Association Traffic	Shipper Association Traffic	520

Commodity Detail For Inbound Rail Intermodal

STCC2 Commodity Group	STCC4 Commodity Detail	1995 Tons
Shipping Containers	Semi-Trailers Returned Empty	1,600
Small Packaged Freight Shipments	Small Packaged Freight Shipments	12,920
Transportation Equipment	Motor Vehicle Parts Or Accessories	20,920
Transportation Equipment	Truck Trailers	2,000

Appendix E
1995 COMMODITY DETAIL TABLES
TRUCK LOAD FREIGHT

Commodity Detail For Outbound Truck Load

STCC2 Commodity Group	STCC4 Commodity Detail	1995 Tons
Apparel Or Related Products	Womens Or Childrens Clothing	23,012
Apparel Or Related Products	Apparel Or Related Products	1,046
Apparel Or Related Products	Mens Or Boys Clothing	705
Chemicals Or Allied Products	Misc Indus Inorganic Chemicals	12,241
Chemicals Or Allied Products	Drugs	10,095
Chemicals Or Allied Products	Fertilizers	5,111
Chemicals Or Allied Products	Cyclic Intermediates Or Dyes	2,065
Chemicals Or Allied Products	Paints, Lacquers, Etc.	946
Chemicals Or Allied Products	Misc Industrial Organic Chemicals	549
Chemicals Or Allied Products	Crude Prod Of Coal, Gas, Petroleum	529
Chemicals Or Allied Products	Chemical Preparations, Nec	514
Chemicals Or Allied Products	Adhesives	422
Chemicals Or Allied Products	Chemicals Or Allied Products	325
Chemicals Or Allied Products	Misc Agricultural Chemicals	215
Chemicals Or Allied Products	Potassium Or Sodium Compound	25
Clay, Concrete, Glass Or Stone	Portland Cement	130,857
Clay, Concrete, Glass Or Stone	Gypsum Products	46,228
Clay, Concrete, Glass Or Stone	Ready-Mix Concrete, Wet	15,594
Clay, Concrete, Glass Or Stone	Clay Brick Or Tile	11,125
Clay, Concrete, Glass Or Stone	Concrete Products	10,335
Clay, Concrete, Glass Or Stone	Lime Or Lime Plaster	5,163
Clay, Concrete, Glass Or Stone	Glass Containers	1,316
Clay, Concrete, Glass Or Stone	Misc Glassware, Blown Or Pressed	1,093
Clay, Concrete, Glass Or Stone	Cut Stone Or Stone Products	1,067
Clay, Concrete, Glass Or Stone	Clay, Concrete, Glass Or Stone	640
Clay, Concrete, Glass Or Stone	Refractories	447
Clay, Concrete, Glass Or Stone	Nonmetal Minerals, Processed	110
Electrical Equipment	Lighting Fixtures	655
Electrical Equipment	Electric Measuring Instrmnts	230
Electrical Equipment	Motors Or Generators	169
Electrical Equipment	Radio Or Tv Receiving Sets	61
Electrical Equipment	Electrical Equipment, Nec	11
Electrical Equipment	Electrical Equipment	7
Fabricated Metal Products	Architectural Metal Work	6,825
Fabricated Metal Products	Fabricated Structural Metal Products	2,754
Fabricated Metal Products	Misc Hardware	557
Fabricated Metal Products	Metal Stampings	541
Fabricated Metal Products	Bolts, Nuts, Screws, Etc.	526
Fabricated Metal Products	Sheet Metal Products	523
Fabricated Metal Products	Misc Fabricated Wire Products	391
Fabricated Metal Products	Fabricated Metal Products, Nec	351
Fabricated Metal Products	Builders Or Cabinet Hardware	243
Fabricated Metal Products	Fabricated Metal Products	125
Fabricated Metal Products	Misc Metal Work	88
Fabricated Metal Products	Metal Safes Or Vaults	6
Farm Products	Misc. Field Crops	67,360
Food Or Kindred Products	Prepared Or Canned Feed	322,025
Food Or Kindred Products	Distilled Or Blended Liquors	12,039
Food Or Kindred Products	Pickled Fruits Or Vegetables	7,432
Food Or Kindred Products	Food Or Kindred Products	2,997

Commodity Detail For Outbound Truck Load

STCC2 Commodity Group	STCC4 Commodity Detail	1995 Tons
Food Or Kindred Products	Misc Food Preparations, Nec	1,342
Food Or Kindred Products	Marine Fats Or Oils	1,144
Food Or Kindred Products	Dehydr Or Dried Fruit Or Veg	658
Food Or Kindred Products	Meat, Fresh Or Chilled	590
Food Or Kindred Products	Animal By-Prod, Inedible	319
Food Or Kindred Products	Cereal Preparations	296
Food Or Kindred Products	Ice Cream Or Rel Froz Desserts	64
Food Or Kindred Products	Ice, Natural Or Manufactured	49
Food Or Kindred Products	Meat, Fresh Frozen	44
Food Or Kindred Products	Bread Or Other Bakery Prod	33
Furniture Or Fixtures	Furniture Or Fixtures	13
Instrum, Photo Equip, Optical Eq	Orthopedic Or Prosthetic Supplies	962
Instrum, Photo Equip, Optical Eq	Instrum, Photo Equipment, Optical Eq	137
Instrum, Photo Equip, Optical Eq	Mech Measuring Or Control Equipment	28
Instrum, Photo Equip, Optical Eq	Engrg, Lab Or Scientific Equipment	12
Lumber Or Wood Products	Primary Forest Materials	63,818
Lumber Or Wood Products	Lumber Or Dimension Stock	16,693
Lumber Or Wood Products	Structural Wood Prod, Nec	5,288
Lumber Or Wood Products	Kitchen Cabinets, Wood	138
Lumber Or Wood Products	Millwork Or Cabinetwork	39
Lumber Or Wood Products	Lumber Or Wood Products	18
Machinery	Misc Service Industry Machinery	870
Machinery	Constr Machinery Or Equipment	565
Machinery	Special Dies, Tools, Jigs, Etc.	446
Machinery	Misc General Industrial	257
Machinery	Machinery	211
Machinery	Conveyors Or Parts	196
Machinery	Carburetors, Pistons, Etc.	59
Machinery	Electronic Data Proc Equipment	52
Machinery	Industrial Pumps	34
Machinery	Typewriters Or Parts	6
Misc Manufacturing Products	Manufactured Prod, Nec	5,417
Misc Manufacturing Products	Matches	1,521
Misc Manufacturing Products	Sporting Or Athletic Goods	1,480
Misc Manufacturing Products	Carbon Paper Or Inked Ribbons	373
Misc Manufacturing Products	Signs Or Advertising Displays	331
Misc Manufacturing Products	Games Or Toys	202
Misc Manufacturing Products	Misc Manufacturing Products	44
Misc Manufacturing Products	Childrens Vehic Or Parts, Nec	40
Misc Manufacturing Products	Furs, Dressed Or Dyed	7
Petroleum Or Coal Products	Petroleum Refining Products	9,873
Primary Metal Products	Iron Or Steel Forgings	60,268
Primary Metal Products	Primary Metal Products, Nec	1,249
Primary Metal Products	Misc Prim Nonferr Smelter Products	1,125
Primary Metal Products	Primary Copper Smelter Products	154
Printed Matter	Misc Printed Matter	6,934
Printed Matter	Periodicals	1,892
Printed Matter	Manifold Business Forms	1,556
Printed Matter	Svc Indus For Print Trades	344
Printed Matter	Books	276

Commodity Detail For Outbound Truck Load

STCC2 Commodity Group	STCC4 Commodity Detail	1995 Tons
Printed Matter	Newspapers	186
Printed Matter	Printed Matter	135
Pulp, Paper Or Allied Products	Containers Or Boxes, Paper	1,582
Pulp, Paper Or Allied Products	Sanitary Paper Products	421
Pulp, Paper Or Allied Products	Pulp, Paper Or Allied Products	336
Pulp, Paper Or Allied Products	Fibre Cans, Drums Or Tubes	123
Pulp, Paper Or Allied Products	Paper Bags	88
Rubber Or Misc Plastics	Misc Plastic Products	57,326
Rubber Or Misc Plastics	Rubber Or Misc Plastics	522
Secondary Traffic	Warehouse & Distribution Center	279,275
Secondary Traffic	Rail Intermodal Drayage	92,747
Secondary Traffic	Air Freight Drayage	21,645
Textile Mill Products	Cordage Or Twine	26,545
Textile Mill Products	Knit Fabrics	605
Textile Mill Products	Textile Mill Products	7
Transportation Equipment	Motor Vehicles	1,899
Transportation Equipment	Transportation Equipment	415
Transportation Equipment	Motor Vehicle Parts Or Accessories	33
Transportation Equipment	Motor Bus Or Truck Bodies	6

Commodity Detail For Inbound Truck Load

STCC2 Commodity Group	STCC4 Commodity Detail	1995 Tons
Apparel Or Related Products	Womens Or Childrens Clothing	9,175
Apparel Or Related Products	Misc Fabricated Textile Products	5,398
Apparel Or Related Products	Mens Or Boys Clothing	4,241
Apparel Or Related Products	Apparel Findings	2,929
Apparel Or Related Products	Textile Housefurnishings	2,882
Apparel Or Related Products	Textile Bags	675
Apparel Or Related Products	Apparel, Nec	90
Apparel Or Related Products	Apparel Or Related Products	77
Chemicals Or Allied Products	Adhesives	148,766
Chemicals Or Allied Products	Fertilizers	18,698
Chemicals Or Allied Products	Misc Indus Inorganic Chemicals	18,492
Chemicals Or Allied Products	Paints, Lacquers, Etc.	16,917
Chemicals Or Allied Products	Plastic Mater Or Synth Fibres	14,895
Chemicals Or Allied Products	Misc Industrial Organic Chemicals	11,357
Chemicals Or Allied Products	Printing Ink	9,979
Chemicals Or Allied Products	Cosmetics,Perfumes, Etc.	1,373
Chemicals Or Allied Products	Chemicals Or Allied Products	1,141
Chemicals Or Allied Products	Misc Agricultural Chemicals	977
Chemicals Or Allied Products	Chemical Preparations, Nec	806
Chemicals Or Allied Products	Cyclic Intermediates Or Dyes	688
Chemicals Or Allied Products	Industrial Gases	210
Chemicals Or Allied Products	Crude Prod Of Coal,Gas,Petroleum	176
Chemicals Or Allied Products	Soap Or Other Detergents	82
Clay, Concrete,Glass Or Stone	Ready-Mix Concrete, Wet	82,689
Clay, Concrete,Glass Or Stone	Portland Cement	18,454
Clay, Concrete,Glass Or Stone	Gypsum Products	7,491
Clay, Concrete,Glass Or Stone	Misc Pottery Products	5,499
Clay, Concrete,Glass Or Stone	Mineral Wool	4,415
Clay, Concrete,Glass Or Stone	Glass Containers	4,223
Clay, Concrete,Glass Or Stone	Clay Brick Or Tile	2,435
Clay, Concrete,Glass Or Stone	Clay,Concrete,Glass Or Stone	1,143
Clay, Concrete,Glass Or Stone	Misc Glassware,Blown Or Pressed	971
Clay, Concrete,Glass Or Stone	Vitreous China Kitchen Articles	693
Clay, Concrete,Glass Or Stone	Misc Nonmetallic Minerals	314
Clay, Concrete,Glass Or Stone	Concrete Products	184
Clay, Concrete,Glass Or Stone	Cut Stone Or Stone Products	30
Clay, Concrete,Glass Or Stone	Lime Or Lime Plaster	27
Clay, Concrete,Glass Or Stone	Refractories	17
Coal	Bituminous Coal	103,002
Electrical Equipment	Lighting Fixtures	20,735
Electrical Equipment	Telephone Or Telegraph Equipment	4,084
Electrical Equipment	Noncurrent Wiring Devices	2,475
Electrical Equipment	Household Laundry Equipment	1,737
Electrical Equipment	Storage Batteries Or Plates	1,599
Electrical Equipment	Radio Or Tv Receiving Sets	1,451
Electrical Equipment	Household Refrigerators	802
Electrical Equipment	Electrical Equipment, Nec	690
Electrical Equipment	Electrical Equipment	665
Electrical Equipment	Household Cooking Equipment	664
Electrical Equipment	Carbon Prod For Electric Uses	528

Commodity Detail For Inbound Truck Load

STCC2 Commodity Group	STCC4 Commodity Detail	1995 Tons
Electrical Equipment	Elec Eq For Intern Comb Engine	156
Electrical Equipment	Motors Or Generators	54
Fabricated Metal Products	Sheet Metal Products	95,589
Fabricated Metal Products	Fabricated Structural Metal Products	77,369
Fabricated Metal Products	Metal Stampings	28,043
Fabricated Metal Products	Metal Doors, Sash, Etc.	19,200
Fabricated Metal Products	Fabricated Metal Products, Nec	10,048
Fabricated Metal Products	Misc Metal Work	7,218
Fabricated Metal Products	Metal Cans	6,286
Fabricated Metal Products	Edge Or Hand Tools	2,562
Fabricated Metal Products	Fabricated Metal Products	1,077
Fabricated Metal Products	Architectural Metal Work	810
Fabricated Metal Products	Metal Safes Or Vaults	159
Fabricated Metal Products	Fabricated Plate Products	50
Farm Products	Misc. Field Crops	35,780
Farm Products	Deciduous Fruits	27,604
Farm Products	Misc Fresh Vegetables	20,256
Farm Products	Bulbs, Roots Or Tubers	18,472
Farm Products	Leafy Fresh Vegetables	11,798
Farm Products	Citrus Fruits	11,294
Farm Products	Tropical Fruits	750
Food Or Kindred Products	Flour Or Other Grain Mill Products	242,471
Food Or Kindred Products	Prepared Or Canned Feed	157,007
Food Or Kindred Products	Cottonseed Oil Or By-Prod	117,324
Food Or Kindred Products	Sugar, Refined, Cane Or Beet	80,595
Food Or Kindred Products	Canned Specialties	66,080
Food Or Kindred Products	Pickled Fruits Or Vegetables	52,698
Food Or Kindred Products	Soft Drinks Or Mineral Water	49,682
Food Or Kindred Products	Canned Fruits, Vegetables, Etc.	40,671
Food Or Kindred Products	Processed Fish Products	25,683
Food Or Kindred Products	Wine, Brandy Or Brandy Spirit	21,100
Food Or Kindred Products	Malt Liquors	12,753
Food Or Kindred Products	Dehydr Or Dried Fruit Or Veg	12,749
Food Or Kindred Products	Frozen Fruit, Veg Or Juice	8,680
Food Or Kindred Products	Distilled Or Blended Liquors	7,276
Food Or Kindred Products	Misc Food Preparations, Nec	6,950
Food Or Kindred Products	Bread Or Other Bakery Prod	6,720
Food Or Kindred Products	Dressed Poultry, Fresh	5,222
Food Or Kindred Products	Soybean Oil Or By-Products	4,820
Food Or Kindred Products	Frozen Specialties	2,781
Food Or Kindred Products	Processed Milk	2,224
Food Or Kindred Products	Milled Rice, Flour Or Meal	1,636
Food Or Kindred Products	Cereal Preparations	1,522
Food Or Kindred Products	Dressed Poultry, Frozen	1,492
Food Or Kindred Products	Food Or Kindred Products	1,246
Food Or Kindred Products	Meat, Fresh Or Chilled	1,099
Food Or Kindred Products	Misc Flavoring Extracts	842
Food Or Kindred Products	Processed Poultry Or Eggs	746
Food Or Kindred Products	Animal By-Prod, Inedible	595
Food Or Kindred Products	Malt	432

Commodity Detail For Inbound Truck Load

STCC2 Commodity Group	STCC4 Commodity Detail	1995 Tons
Food Or Kindred Products	Wet Corn Milling Or Milo	127
Food Or Kindred Products	Meat, Fresh Frozen	82
Furniture Or Fixtures	Benches, Chairs, Stools	5,674
Furniture Or Fixtures	Tables Or Desks	3,649
Furniture Or Fixtures	Bedsprings Or Mattresses	2,428
Furniture Or Fixtures	Sofas, Couches, Etc.	1,939
Furniture Or Fixtures	Beds, Dressers, Chests, Etc.	1,305
Furniture Or Fixtures	Household Or Office Furn, Nec	1,012
Furniture Or Fixtures	Cabinets Or Cases	816
Furniture Or Fixtures	Furniture Or Fixtures	305
Furniture Or Fixtures	Public Building Or Related Furniture	286
Furniture Or Fixtures	Buffets, China Closets, Etc.	269
Furniture Or Fixtures	Metal Lockers, Partitions, Etc.	253
Furniture Or Fixtures	Wood Lockers, Partitions, Etc.	219
Furniture Or Fixtures	Childrens Furniture	203
Instrum, Photo Equip, Optical Eq	Orthopedic Or Prosthetic Supplies	1,081
Instrum, Photo Equip, Optical Eq	Mech Measuring Or Control Equipment	849
Instrum, Photo Equip, Optical Eq	Watches, Clocks, Etc.	654
Instrum, Photo Equip, Optical Eq	Surgical Or Medical Instruments	588
Instrum, Photo Equip, Optical Eq	Ophthalmic Or Opticians Goods	580
Instrum, Photo Equip, Optical Eq	Automatic Temperature Controls	408
Instrum, Photo Equip, Optical Eq	Optical Instruments Or Lenses	247
Instrum, Photo Equip, Optical Eq	Photographic Equip Or Supplies	239
Instrum, Photo Equip, Optical Eq	Engrg, Lab Or Scientific Equipment	116
Instrum, Photo Equip, Optical Eq	Instrum, Photo Equipment, Optical Eq	94
Leather Or Leather Products	Leather Or Leather Products	112
Leather Or Leather Products	Leather Footwear	110
Lumber Or Wood Products	Lumber Or Dimension Stock	79,821
Lumber Or Wood Products	Plywood Or Veneer	32,318
Lumber Or Wood Products	Structural Wood Prod, Nec	17,204
Lumber Or Wood Products	Treated Wood Products	9,868
Lumber Or Wood Products	Misc Sawmill Or Planing Mill	8,433
Lumber Or Wood Products	Primary Forest Materials	5,971
Lumber Or Wood Products	Misc Wood Products	994
Lumber Or Wood Products	Wood Prod, Nec	478
Lumber Or Wood Products	Lumber Or Wood Products	384
Lumber Or Wood Products	Prefab Wood Buildings	192
Lumber Or Wood Products	Kitchen Cabinets, Wood	66
Lumber Or Wood Products	Wooden Ware Or Flatware	42
Lumber Or Wood Products	Cork Products	5
Machinery	Refrigeration Machinery	9,575
Machinery	Industrial Pumps	6,455
Machinery	Conveyors Or Parts	5,945
Machinery	Electronic Data Proc Equipment	5,636
Machinery	Misc Internal Combustion Engines	4,464
Machinery	Misc Service Industry Machinery	3,882
Machinery	Constr Machinery Or Equipment	3,583
Machinery	Special Dies, Tools, Jigs, Etc.	2,378
Machinery	Misc Machinery Or Parts	1,802
Machinery	Machinery	1,363

Commodity Detail For Inbound Truck Load

STCC2 Commodity Group	STCC4 Commodity Detail	1995 Tons
Machinery	Elevators Or Escalators	1,170
Machinery	Farm Machinery Or Equipment	937
Machinery	Industrial Trucks, Etc.	744
Machinery	Typewriters Or Parts	664
Machinery	Metalworking Machinery	7
Misc Manufacturing Products	Sporting Or Athletic Goods	273,643
Misc Manufacturing Products	Manufactured Prod, Nec	1,266
Misc Manufacturing Products	Games Or Toys	640
Misc Manufacturing Products	Matches	355
Misc Manufacturing Products	Linoieum Or Other Coverings	194
Misc Manufacturing Products	Misc Manufacturing Products	173
Misc Manufacturing Products	Childrens Vehic Or Parts, Nec	126
Misc Manufacturing Products	Musical Instruments Or Parts	33
Misc Manufacturing Products	Furs,Dressed Or Dyed	2
Petroleum Or Coal Products	Petroleum Refining Products	121,306
Petroleum Or Coal Products	Asphalt Paving Blocks Or Mix	103,513
Petroleum Or Coal Products	Petroleum Or Coal Products	73
Primary Metal Products	Primary Iron Or Steel Products	48,153
Primary Metal Products	Primary Metal Products, Nec	41,651
Primary Metal Products	Aluminum Or Alloy Castings	20,905
Primary Metal Products	Misc Prim Nonferr Smelter Products	16,451
Primary Metal Products	Nonferrous Wire	14,195
Primary Metal Products	Blast Furnace Or Coke	6,832
Primary Metal Products	Copper Or Alloy Basic Shapes	5,254
Primary Metal Products	Aluminum Or Alloy Basic Shapes	1,837
Primary Metal Products	Misc Nonferrous Basic Shapes	1,814
Primary Metal Products	Primary Copper Smelter Products	1,507
Primary Metal Products	Electrometallurgical Products	1,355
Primary Metal Products	Iron Or Steel Castings	951
Primary Metal Products	Primary Metal Products	758
Primary Metal Products	Primary Aluminum Smelter Products	172
Printed Matter	Books	41,906
Printed Matter	Misc Printed Matter	9,337
Printed Matter	Newspapers	3,035
Printed Matter	Blankbook, Loose Leaf Binder	1,468
Printed Matter	Printed Matter	288
Printed Matter	Greeting Cards, Seals, Etc.	6
Pulp, Paper Or Allied Products	Paper	189,722
Pulp, Paper Or Allied Products	Misc Converted Paper Products	58,153
Pulp, Paper Or Allied Products	Fiber, Paper Or Pulpboard	30,681
Pulp, Paper Or Allied Products	Containers Or Boxes,Paper	21,260
Pulp, Paper Or Allied Products	Paper Bags	3,406
Pulp, Paper Or Allied Products	Sanitary Paper Products	2,428
Pulp, Paper Or Allied Products	Fibre Cans, Drums Or Tubes	1,808
Pulp, Paper Or Allied Products	Pulp,Paper Or Allied Products	1,264
Pulp, Paper Or Allied Products	Sanitary Food Containers	795
Pulp, Paper Or Allied Products	Envelopes	716
Pulp, Paper Or Allied Products	Pulp Or Pulo Mill Products	507
Rubber Or Misc Plastics	Misc Plastic Products	105,728
Rubber Or Misc Plastics	Tires Or Inner Tubes	14,455

Commodity Detail For Inbound Truck Load

STCC2 Commodity Group	STCC4 Commodity Detail	1995 Tons
Rubber Or Misc Plastics	Rubber Or Misc Plastics	779
Secondary Traffic	Warehouse & Distribution Center	573,930
Secondary Traffic	Rail Intermodal Drayage	124,197
Secondary Traffic	Air Freight Drayage	1,188
Textile Mill Products	Man-Made Or Glass Woven Fibre	3,280
Textile Mill Products	Knit Fabrics	1,183
Textile Mill Products	Woven Carpets,Mats Or Rugs	1,141
Textile Mill Products	Textile Goods, Nec	1,082
Textile Mill Products	Textile Mill Products	297
Textile Mill Products	Yarn	152
Textile Mill Products	Wool Or Mohair	56
Textile Mill Products	Narrow Fabrics	6
Textile Mill Products	Wool Broad-Woven Fabrics	5
Transportation Equipment	Motor Vehicle Parts Or Accessories	146,550
Transportation Equipment	Motor Vehicles	4,205
Transportation Equipment	Ships Or Boats	2,233
Transportation Equipment	Transportation Equipment	980
Transportation Equipment	Misc Aircraft Parts	49
Transportation Equipment	Aircraft Propellers Or Parts	2

Appendix F
1995 COMMODITY DETAIL TABLES
LESS THAN TRUCK LOAD FREIGHT



Commodity Detail For Outbound Less Than Truck

STCC2 Commodity Group	STCC4 Commodity Detail	1995 Tons
Apparel Or Related Products	Womens Or Childrens Clothing	24,924
Apparel Or Related Products	Mens Or Boys Clothing	1,453
Apparel Or Related Products	Textile Housefurnishings	381
Apparel Or Related Products	Misc Fabricated Textile Products	269
Apparel Or Related Products	Canvas Products	189
Apparel Or Related Products	Caps Or Hats Or Hat Bodies	8
Apparel Or Related Products	Apparel Findings	7
Apparel Or Related Products	Curtains Or Draperies	2
Apparel Or Related Products	Raincoats Or Other Rain Wear	2
Apparel Or Related Products	Apparel, Nec	1
Apparel Or Related Products	Textile Bags	1
Apparel Or Related Products	Apparel Belts	0
Apparel Or Related Products	Gloves,Mittens Or Linings	0
Chemicals Or Allied Products	Paints, Lacquers, Etc.	4,558
Chemicals Or Allied Products	Drugs	1,320
Chemicals Or Allied Products	Adhesives	781
Chemicals Or Allied Products	Fertilizers	360
Chemicals Or Allied Products	Chemical Preparations, Nec	285
Chemicals Or Allied Products	Misc Indus Inorganic Chemicals	128
Chemicals Or Allied Products	Misc Industrial Organic Chemicals	73
Chemicals Or Allied Products	Specialty Cleaning Preparations	27
Chemicals Or Allied Products	Cyclic Intermediates Or Dyes	26
Chemicals Or Allied Products	Potassium Or Sodium Compound	19
Chemicals Or Allied Products	Cosmetics,Perfumes, Etc.	18
Chemicals Or Allied Products	Plastic Mater Or Synth Fibres	15
Chemicals Or Allied Products	Crude Prod Of Coal,Gas,Petroleum	7
Chemicals Or Allied Products	Misc Agricultural Chemicals	6
Chemicals Or Allied Products	Industrial Gases	4
Chemicals Or Allied Products	Inorganic Pigments	1
Chemicals Or Allied Products	Soap Or Other Detergents	1
Chemicals Or Allied Products	Printing Ink	0
Chemicals Or Allied Products	Surface Active Agents	0
Clay, Concrete,Glass Or Stone	Gypsum Products	1,943
Clay, Concrete,Glass Or Stone	Clay Brick Or Tile	973
Clay, Concrete,Glass Or Stone	Lime Or Lime Plaster	541
Clay, Concrete,Glass Or Stone	Concrete Products	237
Clay, Concrete,Glass Or Stone	Ready-Mix Concrete, Wet	75
Clay, Concrete,Glass Or Stone	Misc Glassware,Blown Or Pressed	42
Clay, Concrete,Glass Or Stone	Nonmetal Minerals, Processed	5
Clay, Concrete,Glass Or Stone	Asbestos Products	4
Clay, Concrete,Glass Or Stone	Refractories	4
Clay, Concrete,Glass Or Stone	Abrasive Products	4
Clay, Concrete,Glass Or Stone	Misc Pottery Products	3
Clay, Concrete,Glass Or Stone	Vitreous China Plumbing Fixtures	3
Clay, Concrete,Glass Or Stone	Ceramic Floor Or Wall Tile	2
Clay, Concrete,Glass Or Stone	Misc Nonmetallic Minerals	1
Clay, Concrete,Glass Or Stone	Portland Cement	1
Clay, Concrete,Glass Or Stone	Cut Stone Or Stone Products	0
Clay, Concrete,Glass Or Stone	Mineral Wool	0
Electrical Equipment	Lighting Fixtures	2,153

Commodity Detail For Outbound Less Than Truck

STCC2 Commodity Group	STCC4 Commodity Detail	1995 Tons
Electrical Equipment	Electric Measuring Instrmts	1,716
Electrical Equipment	Radio Or Tv Receiving Sets	984
Electrical Equipment	Motors Or Generators	973
Electrical Equipment	Electrical Equipment, Nec	197
Electrical Equipment	Electronic Tubes	76
Electrical Equipment	Household Cooking Equipment	69
Electrical Equipment	Electric Housewares Or Fans	54
Electrical Equipment	Household Vacuum Cleaners	22
Electrical Equipment	Misc Electronic Components	11
Electrical Equipment	Telephone Or Telegraph Equipment	10
Electrical Equipment	Electrical Transformers	9
Electrical Equipment	Elec Eq For Intern Comb Engine	9
Electrical Equipment	Solid State Semiconducts	9
Electrical Equipment	Noncurrent Wiring Devices	6
Electrical Equipment	Storage Batteries Or Plates	6
Electrical Equipment	Current Carrying Wiring Equipment	5
Electrical Equipment	Misc Electrical Industrial Equipment	4
Electrical Equipment	Switchgear Or Switchboards	4
Electrical Equipment	Phonograph Records	3
Electrical Equipment	Carbon Prod For Electric Uses	2
Electrical Equipment	Household Refrigerators	2
Electrical Equipment	Misc Household Appliances	1
Electrical Equipment	Industrial Controls Or Parts	1
Electrical Equipment	Electric Lamps	0
Electrical Equipment	X-Ray Equipment	0
Fabricated Metal Products	Architectural Metal Work	10,245
Fabricated Metal Products	Misc Hardware	3,882
Fabricated Metal Products	Builders Or Cabinet Hardware	1,695
Fabricated Metal Products	Fabricated Structural Metal Products	1,320
Fabricated Metal Products	Bolts, Nuts, Screws, Etc.	977
Fabricated Metal Products	Sheet Metal Products	897
Fabricated Metal Products	Fabricated Metal Products, Nec	639
Fabricated Metal Products	Metal Stampings	560
Fabricated Metal Products	Misc Fabricated Wire Products	430
Fabricated Metal Products	Cutlery, Not Electrical	77
Fabricated Metal Products	Misc Metal Work	22
Fabricated Metal Products	Edge Or Hand Tools	15
Fabricated Metal Products	Fabricated Plate Products	12
Fabricated Metal Products	Metal Safes Or Vaults	11
Fabricated Metal Products	Metal Doors, Sash, Etc.	9
Fabricated Metal Products	Heating Equip, Not Electrical	7
Fabricated Metal Products	Metal Sanitary Ware	4
Fabricated Metal Products	Plumbing Fixtures	3
Fabricated Metal Products	Valves Or Pipe Fittings	2
Fabricated Metal Products	Hand Saws Or Saw Blades	2
Fabricated Metal Products	Steel Springs	1
Food Or Kindred Products	Prepared Or Canned Feed	30,957
Food Or Kindred Products	Misc Food Preparations, Nec	1,111
Food Or Kindred Products	Pickled Fruits Or Vegetables	430
Food Or Kindred Products	Marine Fats Or Oils	301

Commodity Detail For Outbound Less Than Truck

STCC2 Commodity Group	STCC4 Commodity Detail	1995 Tons
Food Or Kindred Products	Cereal Preparations	204
Food Or Kindred Products	Distilled Or Blended Liquors	170
Food Or Kindred Products	Dehydr Or Dried Fruit Or Veg	99
Food Or Kindred Products	Ice Cream Or Rel Froz Desserts	15
Food Or Kindred Products	Meat, Fresh Or Chilled	11
Food Or Kindred Products	Biscuits, Crackers Or Pretzles	6
Food Or Kindred Products	Animal By-Prod, Inedible	6
Food Or Kindred Products	Bread Or Other Bakery Prod	5
Food Or Kindred Products	Soft Drinks Or Mineral Water	5
Food Or Kindred Products	Malt Liquors	4
Food Or Kindred Products	Margarine, Shortening, Etc.	2
Food Or Kindred Products	Sugar, Refined, Cane Or Beet	2
Food Or Kindred Products	Roasted Or Instant Coffee	2
Food Or Kindred Products	Meat Products	1
Food Or Kindred Products	Candy Or Other Confectionery	1
Food Or Kindred Products	Meat, Fresh Frozen	1
Food Or Kindred Products	Wine, Brandy Or Brandy Spirit	1
Food Or Kindred Products	Cheese Or Special Dairy Products	0
Food Or Kindred Products	Canned Specialties	0
Food Or Kindred Products	Frozen Fruit, Veg Or Juice	0
Food Or Kindred Products	Misc Flavoring Extracts	0
Food Or Kindred Products	Dressed Poultry, Fresh	0
Food Or Kindred Products	Canned Fruits, Vegetables, Etc.	0
Food Or Kindred Products	Dressed Poultry, Frozen	0
Food Or Kindred Products	Processed Poultry Or Eggs	0
Furniture Or Fixtures	Furniture Or Fixtures, Nec	286
Furniture Or Fixtures	Venetian Blinds, Shades, Etc.	39
Furniture Or Fixtures	Tables Or Desks	34
Furniture Or Fixtures	Metal Lockers, Partitions, Etc.	32
Furniture Or Fixtures	Benches, Chairs, Stools	30
Furniture Or Fixtures	Household Or Office Furn, Nec	24
Furniture Or Fixtures	Beds, Dressers, Chests, Etc.	12
Furniture Or Fixtures	Wood Lockers, Partitions, Etc.	11
Furniture Or Fixtures	Cabinets Or Cases	9
Furniture Or Fixtures	Public Building Or Related Furniture	3
Furniture Or Fixtures	Buffets, China Closets, Etc.	3
Furniture Or Fixtures	Childrens Furniture	2
Furniture Or Fixtures	Sofas, Couches, Etc.	1
Furniture Or Fixtures	Bedsprings Or Mattresses	0
Instrum, Photo Equip, Optical Eq	Mech Measuring Or Control Equipment	467
Instrum, Photo Equip, Optical Eq	Orthopedic Or Prosthetic Supplies	325
Instrum, Photo Equip, Optical Eq	Engrg, Lab Or Scientific Equipment	193
Instrum, Photo Equip, Optical Eq	Photographic Equip Or Supplies	5
Instrum, Photo Equip, Optical Eq	Watches, Clocks, Etc.	3
Instrum, Photo Equip, Optical Eq	Surgical Or Medical Instruments	2
Instrum, Photo Equip, Optical Eq	Dental Equipment Or Supplies	2
Instrum, Photo Equip, Optical Eq	Automatic Temperature Controls	1
Instrum, Photo Equip, Optical Eq	Optical Instruments Or Lenses	1
Leather Or Leather Products	Leather Footwear	2
Leather Or Leather Products	Leather Luggage Or Handbags	1

Commodity Detail For Outbound Less Than Truck

STCC2 Commodity Group	STCC4 Commodity Detail	1995 Tons
Leather Or Leather Products	Leather House Slippers	0
Lumber Or Wood Products	Lumber Or Dimension Stock	729
Lumber Or Wood Products	Millwork Or Cabinetwork	11
Lumber Or Wood Products	Kitchen Cabinets, Wood	8
Lumber Or Wood Products	Misc Wood Products	6
Lumber Or Wood Products	Wood Prod, Nec	5
Lumber Or Wood Products	Plywood Or Veneer	2
Lumber Or Wood Products	Wood Cont. Or Box Shooks	2
Lumber Or Wood Products	Structural Wood Prod, Nec	1
Lumber Or Wood Products	Treated Wood Products	1
Lumber Or Wood Products	Prefab Wood Buildings	0
Lumber Or Wood Products	Wooden Ware Or Flatware	0
Lumber Or Wood Products	Misc Sawmill Or Planing Mill	0
Lumber Or Wood Products	Cork Products	0
Machinery	Misc Service Industry Machinery	4,851
Machinery	Special Dies, Tools, Jigs, Etc.	2,553
Machinery	Misc General Industrial	1,761
Machinery	Electronic Data Proc Equipment	785
Machinery	Constr Machinery Or Equipment	688
Machinery	Conveyors Or Parts	594
Machinery	Industrial Pumps	255
Machinery	Misc Machinery Or Parts	215
Machinery	Carburetors, Pistons, Etc.	186
Machinery	Misc Office Machines	123
Machinery	Typewriters Or Parts	96
Machinery	Elevators Or Escalators	85
Machinery	Refrigeration Machinery	74
Machinery	Misc Internal Combustion Engines	26
Machinery	Misc Special Industry Mach	15
Machinery	Metalworking Machinery	12
Machinery	Industrial Trucks, Etc.	10
Machinery	Printing Trades Machinery	9
Machinery	Oil Field Machinery Or Equipment	7
Machinery	Machine Tools, Metal Cutting	5
Machinery	Machine Tool Accessories	5
Machinery	Hoists, Industr Cranes, Etc.	4
Machinery	Scales Or Balances	3
Machinery	Mining Machinery Or Parts	3
Machinery	Farm Machinery Or Equipment	3
Machinery	Ventilating Equipment	2
Machinery	Food Prod Machinery	2
Machinery	Mech Power Transmission Equipment	2
Machinery	Industrial Process Furnaces	2
Machinery	Accounting Or Calculating Equipment	2
Machinery	Lawn Or Garden Equipment	1
Machinery	Commercial Laundry Equipment	1
Machinery	Paper Industries Machinery	1
Machinery	Machine Tools, Metal Forming	1
Machinery	Steam Engines, Turbines, Etc.	0
Machinery	Ball Or Roller Bearings	0

Commodity Detail For Outbound Less Than Truck

STCC2 Commodity Group	STCC4 Commodity Detail	1995 Tons
Machinery	Woodworking Machinery	0
Machinery	Textile Machinery Or Parts	0
Machinery	Automatic Merchandising Machines	0
Misc Manufacturing Products	Manufactured Prod, Nec	21,104
Misc Manufacturing Products	Matches	5,925
Misc Manufacturing Products	Signs Or Advertising Displays	4,400
Misc Manufacturing Products	Sporting Or Athletic Goods	1,186
Misc Manufacturing Products	Carbon Paper Or Inked Ribbons	1,164
Misc Manufacturing Products	Games Or Toys	769
Misc Manufacturing Products	Childrens Vehic Or Parts, Nec	151
Misc Manufacturing Products	Pencils, Crayons, Or Artists Materials	29
Misc Manufacturing Products	Furs, Dressed Or Dyed	27
Misc Manufacturing Products	Brooms, Brushes, Etc.	6
Misc Manufacturing Products	Jewelry, Precious Metal, Etc.	2
Misc Manufacturing Products	Marking Devices	1
Misc Manufacturing Products	Dolls Or Stuffed Toys	1
Misc Manufacturing Products	Silverware Or Plated Ware	0
Misc Manufacturing Products	Apparel Fasteners	0
Ordnance Or Accessories	Small Arms Ammo, 30mm Or Less	135
Ordnance Or Accessories	Small Arms, 30mm Or Less	9
Petroleum Or Coal Products	Petroleum Refining Products	477
Petroleum Or Coal Products	Misc Coal Or Petroleum Products	4
Petroleum Or Coal Products	Asphalt Paving Blocks Or Mix	3
Petroleum Or Coal Products	Asphalt Coatings Or Felt	0
Primary Metal Products	Iron Or Steel Forgings	22,297
Primary Metal Products	Nonferrous Metal Forgings	104
Primary Metal Products	Primary Iron Or Steel Products	12
Primary Metal Products	Aluminum Or Alloy Castings	12
Primary Metal Products	Aluminum Or Alloy Basic Shapes	9
Primary Metal Products	Iron Or Steel Castings	7
Primary Metal Products	Misc Nonferrous Basic Shapes	7
Primary Metal Products	Nonferrous Wire	6
Primary Metal Products	Copper Or Alloy Basic Shapes	5
Primary Metal Products	Steel Wire, Nails Or Spikes	4
Primary Metal Products	Misc Prim Nonferr Smelter Products	3
Primary Metal Products	Electrometallurgical Products	3
Primary Metal Products	Blast Furnace Or Coke	2
Primary Metal Products	Primary Aluminum Smelter Products	1
Primary Metal Products	Primary Metal Products, Nec	1
Primary Metal Products	Misc Nonferrous Castings	0
Printed Matter	Manifold Business Forms	18,175
Printed Matter	Misc Printed Matter	5,324
Printed Matter	Books	2,944
Printed Matter	Svc Indus For Print Trades	2,293
Printed Matter	Newspapers	1,244
Printed Matter	Periodicals	1,052
Printed Matter	Blankbook, Loose Leaf Binder	20
Printed Matter	Greeting Cards, Seals, Etc.	2
Pulp, Paper Or Allied Products	Containers Or Boxes, Paper	400
Pulp, Paper Or Allied Products	Misc Converted Paper Products	197

Commodity Detail For Outbound Less Than Truck

STCC2 Commodity Group	STCC4 Commodity Detail	1995 Tons
Pulp, Paper Or Allied Products	Paper	36
Pulp, Paper Or Allied Products	Fibre Cans, Drums Or Tubes	28
Pulp, Paper Or Allied Products	Paper Bags	15
Pulp, Paper Or Allied Products	Die-Cut Paper Or Ppbd Products	5
Pulp, Paper Or Allied Products	Fiber, Paper Or Pulpboard	2
Pulp, Paper Or Allied Products	Sanitary Paper Products	1
Pulp, Paper Or Allied Products	Envelopes	0
Pulp, Paper Or Allied Products	Pulp Or Pulp Mill Products	0
Rubber Or Misc Plastics	Misc Plastic Products	13,480
Rubber Or Misc Plastics	Tires Or Inner Tubes	201
Rubber Or Misc Plastics	Rub Or Plas Hose Or Belting	8
Rubber Or Misc Plastics	Misc Fabricated Products	8
Secondary Traffic	Warehouse & Distribution Center	23,666
Textile Mill Products	Cordage Or Twine	19,059
Textile Mill Products	Knit Fabrics	1,236
Textile Mill Products	Woven Carpets,Mats Or Rugs	17
Textile Mill Products	Cotton Broad-Woven Fabrics	3
Textile Mill Products	Narrow Fabrics	2
Textile Mill Products	Man-Made Or Glass Woven Fibre	1
Textile Mill Products	Textile Goods, Nec	0
Textile Mill Products	Coated Or Imprinted Fabric	0
Textile Mill Products	Wool Broad-Woven Fabrics	0
Textile Mill Products	Wool Or Mohair	0
Textile Mill Products	Thread	0
Tobacco Products	Cigarettes	1
Transportation Equipment	Motor Vehicles	7,138
Transportation Equipment	Motor Vehicle Parts Or Accessories	286
Transportation Equipment	Motor Bus Or Truck Bodies	42
Transportation Equipment	Truck Trailers	29
Transportation Equipment	Ships Or Boats	6
Transportation Equipment	Motorcycles, Bicycles Or Parts	2
Transportation Equipment	Aircraft Or Missile Engines	2
Transportation Equipment	Transportation Equipment, Nec	2
Transportation Equipment	Railroad Cars	2
Transportation Equipment	Misc Aircraft Parts	1
Transportation Equipment	Locomotives Or Parts	0
Transportation Equipment	Aircraft	0
Transportation Equipment	Trailer Coaches	0
Transportation Equipment	Aircraft Propellers Or Parts	0

Commodity Detail For Inbound Less Than Truck

STCC2 Commodity Group	STCC4 Commodity Detail	1995 Tons
Apparel Or Related Products	Mens Or Boys Clothing	2,382
Apparel Or Related Products	Textile Housefurnishings	925
Apparel Or Related Products	Womens Or Childrens Clothing	827
Apparel Or Related Products	Misc Fabricated Textile Products	719
Apparel Or Related Products	Apparel Findings	562
Apparel Or Related Products	Apparel, Nec	212
Apparel Or Related Products	Robes Or Dressing Gowns	89
Apparel Or Related Products	Textile Bags	74
Apparel Or Related Products	Canvas Products	49
Apparel Or Related Products	Curtains Or Draperies	5
Apparel Or Related Products	Gloves,Mittens Or Linings	4
Apparel Or Related Products	Raincoats Or Other Rain Wear	4
Apparel Or Related Products	Apparel Belts	1
Chemicals Or Allied Products	Drugs	4,579
Chemicals Or Allied Products	Specialty Cleaning Preparations	3,839
Chemicals Or Allied Products	Adhesives	3,253
Chemicals Or Allied Products	Misc Industrial Organic Chemicals	2,810
Chemicals Or Allied Products	Paints, Lacquers, Etc.	2,482
Chemicals Or Allied Products	Misc Indus Inorganic Chemicals	1,504
Chemicals Or Allied Products	Printing Ink	1,177
Chemicals Or Allied Products	Soap Or Other Detergents	774
Chemicals Or Allied Products	Fertilizers	581
Chemicals Or Allied Products	Industrial Gases	486
Chemicals Or Allied Products	Cosmetics,Perfumes, Etc.	481
Chemicals Or Allied Products	Plastic Mater Or Synth Fibres	421
Chemicals Or Allied Products	Chemical Preparations, Nec	399
Chemicals Or Allied Products	Misc Agricultural Chemicals	387
Chemicals Or Allied Products	Cyclic Intermediates Or Dyes	55
Chemicals Or Allied Products	Potassium Or Sodium Compound	32
Chemicals Or Allied Products	Crude Prod Of Coal,Gas,Petroleum	14
Chemicals Or Allied Products	Surface Active Agents	2
Chemicals Or Allied Products	Inorganic Pigments	1
Chemicals Or Allied Products	Gum Or Wood Chemicals	1
Clay, Concrete,Glass Or Stone	Ready-Mix Concrete, Wet	3,431
Clay, Concrete,Glass Or Stone	Mineral Wool	2,025
Clay, Concrete,Glass Or Stone	Misc Glassware,Blown Or Pressed	1,667
Clay, Concrete,Glass Or Stone	Porcelain Electric Supplies	585
Clay, Concrete,Glass Or Stone	Nonmetal Minerals, Processed	114
Clay, Concrete,Glass Or Stone	Gypsum Products	86
Clay, Concrete,Glass Or Stone	Vitreous China Kitchen Articles	76
Clay, Concrete,Glass Or Stone	Ceramic Floor Or Wall Tile	73
Clay, Concrete,Glass Or Stone	Abrasive Products	37
Clay, Concrete,Glass Or Stone	Misc Pottery Products	33
Clay, Concrete,Glass Or Stone	Clay Brick Or Tile	27
Clay, Concrete,Glass Or Stone	Asbestos Products	25
Clay, Concrete,Glass Or Stone	Concrete Products	22
Clay, Concrete,Glass Or Stone	Vitreous China Plumbing Fixtures	21
Clay, Concrete,Glass Or Stone	Cut Stone Or Stone Products	10
Clay, Concrete,Glass Or Stone	Refractories	6
Clay, Concrete,Glass Or Stone	Misc Nonmetallic Minerals	4

Commodity Detail For Inbound Less Than Truck

STCC2 Commodity Group	STCC4 Commodity Detail	1995 Tons
Clay, Concrete, Glass Or Stone	Glass Containers	3
Clay, Concrete, Glass Or Stone	Portland Cement	3
Clay, Concrete, Glass Or Stone	Flat Glass	2
Electrical Equipment	Misc Electronic Components	8,557
Electrical Equipment	Electronic Tubes	1,556
Electrical Equipment	Electrical Equipment, Nec	1,082
Electrical Equipment	Radio Or Tv Receiving Sets	1,052
Electrical Equipment	Telephone Or Telegraph Equipment	1,002
Electrical Equipment	Household Laundry Equipment	954
Electrical Equipment	Storage Batteries Or Plates	859
Electrical Equipment	Noncurrent Wiring Devices	845
Electrical Equipment	Lighting Fixtures	793
Electrical Equipment	Electric Housewares Or Fans	676
Electrical Equipment	Household Cooking Equipment	410
Electrical Equipment	Electrical Transformers	379
Electrical Equipment	Switchgear Or Switchboards	321
Electrical Equipment	Misc Household Appliances	291
Electrical Equipment	Carbon Prod For Electric Uses	228
Electrical Equipment	Motors Or Generators	99
Electrical Equipment	Household Vacuum Cleaners	88
Electrical Equipment	Phonograph Records	78
Electrical Equipment	Current Carrying Wiring Equipment	49
Electrical Equipment	Household Refrigerators	47
Electrical Equipment	Misc Electrical Industrial Equipment	46
Electrical Equipment	Elec Eq For Intern Comb Engine	45
Electrical Equipment	Solid State Semiconducts	42
Electrical Equipment	Primary Batteries	37
Electrical Equipment	Industrial Controls Or Parts	32
Electrical Equipment	Electric Measuring Instrmnts	10
Electrical Equipment	Electric Lamps	6
Electrical Equipment	X-Ray Equipment	2
Fabricated Metal Products	Fabricated Metal Products, Nec	19,871
Fabricated Metal Products	Metal Stampings	2,821
Fabricated Metal Products	Fabricated Plate Products	1,923
Fabricated Metal Products	Misc Hardware	1,473
Fabricated Metal Products	Metal Doors, Sash, Etc.	956
Fabricated Metal Products	Sheet Metal Products	875
Fabricated Metal Products	Builders Or Cabinet Hardware	643
Fabricated Metal Products	Metal Shipping Containers	529
Fabricated Metal Products	Fabricated Structural Metal Products	376
Fabricated Metal Products	Valves Or Pipe Fittings	371
Fabricated Metal Products	Metal Safes Or Vaults	317
Fabricated Metal Products	Misc Metal Work	307
Fabricated Metal Products	Metal Cans	286
Fabricated Metal Products	Plumbing Fixtures	195
Fabricated Metal Products	Bolts, Nuts, Screws, Etc.	157
Fabricated Metal Products	Misc Fabricated Wire Products	124
Fabricated Metal Products	Architectural Metal Work	119
Fabricated Metal Products	Heating Equip, Not Electrical	107
Fabricated Metal Products	Edge Or Hand Tools	70

Commodity Detail For Inbound Less Than Truck

STCC2 Commodity Group	STCC4 Commodity Detail	1995 Tons
Fabricated Metal Products	Steel Springs	48
Fabricated Metal Products	Metal Sanitary Ware	38
Fabricated Metal Products	Cutlery, Not Electrical	15
Fabricated Metal Products	Hand Saws Or Saw Blades	7
Food Or Kindred Products	Canned Specialties	9,755
Food Or Kindred Products	Pickled Fruits Or Vegetables	4,295
Food Or Kindred Products	Flour Or Other Grain Mill Products	4,068
Food Or Kindred Products	Candy Or Other Confectionery	2,059
Food Or Kindred Products	Margarine, Shortening, Etc.	1,382
Food Or Kindred Products	Dehydr Or Dried Fruit Or Veg	1,263
Food Or Kindred Products	Soft Drinks Or Mineral Water	805
Food Or Kindred Products	Cheese Or Special Dairy Products	790
Food Or Kindred Products	Prepared Or Canned Feed	713
Food Or Kindred Products	Meat, Fresh Or Chilled	657
Food Or Kindred Products	Sugar, Refined, Cane Or Beet	650
Food Or Kindred Products	Canned Fruits, Vegetables, Etc.	573
Food Or Kindred Products	Macaroni, Spaghetti, Etc.	492
Food Or Kindred Products	Misc Food Preparations, Nec	358
Food Or Kindred Products	Animal By-Prod, Inedible	355
Food Or Kindred Products	Processed Fish Products	282
Food Or Kindred Products	Frozen Fruit, Veg Or Juice	184
Food Or Kindred Products	Bread Or Other Bakery Prod	154
Food Or Kindred Products	Soybean Oil Or By-Products	120
Food Or Kindred Products	Blended Or Prepared Flour	116
Food Or Kindred Products	Condensed, Evap Or Dry Milk	91
Food Or Kindred Products	Meat Products	82
Food Or Kindred Products	Biscuits, Crackers Or Pretzles	60
Food Or Kindred Products	Meat, Fresh Frozen	49
Food Or Kindred Products	Frozen Specialties	34
Food Or Kindred Products	Misc Flavoring Extracts	26
Food Or Kindred Products	Cereal Preparations	17
Food Or Kindred Products	Ice Cream Or Rel Froz Desserts	11
Food Or Kindred Products	Dressed Poultry, Fresh	7
Food Or Kindred Products	Processed Milk	6
Food Or Kindred Products	Ice, Natural Or Manufactured	4
Food Or Kindred Products	Wet Corn Milling Or Milo	4
Food Or Kindred Products	Malt Liquors	4
Food Or Kindred Products	Roasted Or Instant Coffee	2
Food Or Kindred Products	Dressed Poultry, Frozen	2
Food Or Kindred Products	Wine, Brandy Or Brandy Spirit	1
Food Or Kindred Products	Processed Poultry Or Eggs	1
Food Or Kindred Products	Canned Or Cured Sea Foods	1
Food Or Kindred Products	Marine Fats Or Oils	1
Furniture Or Fixtures	Bedsprings Or Mattresses	3,090
Furniture Or Fixtures	Benches, Chairs, Stools	2,771
Furniture Or Fixtures	Tables Or Desks	2,513
Furniture Or Fixtures	Public Building Or Related Furniture	2,045
Furniture Or Fixtures	Furniture Or Fixtures, Nec	1,949
Furniture Or Fixtures	Beds, Dressers, Chests, Etc.	1,098
Furniture Or Fixtures	Wood Lockers, Partitions, Etc.	700

Commodity Detail For Inbound Less Than Truck

STCC2 Commodity Group	STCC4 Commodity Detail	1995 Tons
Furniture Or Fixtures	Household Or Office Furn, Nec	622
Furniture Or Fixtures	Sofas, Couches, Etc.	514
Furniture Or Fixtures	Metal Lockers,Partitions, Etc.	487
Furniture Or Fixtures	Cabinets Or Cases	336
Furniture Or Fixtures	Buffets, China Closets, Etc.	235
Furniture Or Fixtures	Childrens Furniture	177
Furniture Or Fixtures	Venetian Blinds,Shades, Etc.	3
Instrum, Photo Equip, Optical Eq	Orthopedic Or Prosthetic Supplies	1,311
Instrum, Photo Equip, Optical Eq	Mech Measuring Or Control Equipment	514
Instrum, Photo Equip, Optical Eq	Photographic Equip Or Supplies	372
Instrum, Photo Equip, Optical Eq	Surgical Or Medical Instruments	314
Instrum, Photo Equip, Optical Eq	Engrg, Lab Or Scientific Equipment	152
Instrum, Photo Equip, Optical Eq	Dental Equipment Or Supplies	56
Instrum, Photo Equip, Optical Eq	Automatic Temperature Controls	15
Instrum, Photo Equip, Optical Eq	Watches, Clocks, Etc.	13
Instrum, Photo Equip, Optical Eq	Ophthalmic Or Opticians Goods	4
Instrum, Photo Equip, Optical Eq	Optical Instruments Or Lenses	3
Leather Or Leather Products	Leather Luggage Or Handbags	228
Leather Or Leather Products	Leather Footwear	213
Leather Or Leather Products	Leather Goods, Nec	73
Leather Or Leather Products	Industrial Leather Belting	26
Lumber Or Wood Products	Primary Forest Materials	3,348
Lumber Or Wood Products	Lumber Or Dimension Stock	828
Lumber Or Wood Products	Misc Wood Products	215
Lumber Or Wood Products	Wood Prod, Nec	92
Lumber Or Wood Products	Prefab Wood Buildings	74
Lumber Or Wood Products	Millwork Or Cabinetwork	54
Lumber Or Wood Products	Kitchen Cabinets,Wood	35
Lumber Or Wood Products	Plywood Or Veneer	26
Lumber Or Wood Products	Wood Cont. Or Box Shooks	10
Lumber Or Wood Products	Wooden Ware Or Flatware	10
Lumber Or Wood Products	Structural Wood Prod, Nec	2
Lumber Or Wood Products	Treated Wood Products	2
Lumber Or Wood Products	Cork Products	1
Machinery	Electronic Data Proc Equipment	7,795
Machinery	Refrigeration Machinery	4,268
Machinery	Oil Field Machinery Or Equipment	2,083
Machinery	Misc Service Industry Machinery	1,981
Machinery	Farm Machinery Or Equipment	1,049
Machinery	Typewriters Or Parts	969
Machinery	Industrial Pumps	602
Machinery	Lawn Or Garden Equipment	474
Machinery	Misc Machinery Or Parts	394
Machinery	Constr Machinery Or Equipment	377
Machinery	Metalworking Machinery	297
Machinery	Misc Special Industry Mach	253
Machinery	Special Dies,Tools,Jigs,Etc.	241
Machinery	Industrial Trucks, Etc.	212
Machinery	Misc Internal Combustion Engines	197
Machinery	Misc General Industrial	197

Commodity Detail For Inbound Less Than Truck

STCC2 Commodity Group	STCC4 Commodity Detail	1995 Tons
Machinery	Machine Tool Accessories	119
Machinery	Misc Office Machines	117
Machinery	Ball Or Roller Bearings	99
Machinery	Conveyors Or Parts	89
Machinery	Mining Machinery Or Parts	89
Machinery	Machine Tools, Metal Cutting	56
Machinery	Food Prod Machinery	48
Machinery	Automatic Merchandising Machines	46
Machinery	Elevators Or Escalators	38
Machinery	Ventilating Equipment	36
Machinery	Hoists, Industr Cranes, Etc.	36
Machinery	Industrial Process Furnaces	35
Machinery	Mech Power Transmission Equipment	33
Machinery	Commercial Laundry Equipment	33
Machinery	Printing Trades Machinery	30
Machinery	Machine Tools, Metal Forming	16
Machinery	Carburetors, Pistons, Etc.	14
Machinery	Accounting Or Calculating Equipment	14
Machinery	Scales Or Balances	10
Machinery	Woodworking Machinery	5
Machinery	Paper Industries Machinery	3
Machinery	Textile Machinery Or Parts	2
Misc Manufacturing Products	Sporting Or Athletic Goods	3,338
Misc Manufacturing Products	Signs Or Advertising Displays	2,885
Misc Manufacturing Products	Manufactured Prod, Nec	328
Misc Manufacturing Products	Linoleum Or Other Coverings	142
Misc Manufacturing Products	Games Or Toys	132
Misc Manufacturing Products	Matches	92
Misc Manufacturing Products	Brooms, Brushes, Etc.	52
Misc Manufacturing Products	Pencils, Crayons, Or Artists Materials	48
Misc Manufacturing Products	Childrens Vehic Or Parts, Nec	26
Misc Manufacturing Products	Carbon Paper Or Inked Ribbons	25
Misc Manufacturing Products	Silverware Or Plated Ware	20
Misc Manufacturing Products	Dolls Or Stuffed Toys	11
Misc Manufacturing Products	Jewelry, Precious Metal, Etc.	9
Misc Manufacturing Products	Musical Instruments Or Parts	7
Misc Manufacturing Products	Morticians Goods	6
Misc Manufacturing Products	Pens Or Parts	4
Ordnance Or Accessories	Small Arms Ammo, 30mm Or Less	32
Ordnance Or Accessories	Tracked Combat Vehic Or Parts	8
Ordnance Or Accessories	Ammo Or Related Parts, Nec	6
Ordnance Or Accessories	Small Arms, 30mm Or Less	2
Petroleum Or Coal Products	Asphalt Paving Blocks Or Mix	637
Petroleum Or Coal Products	Petroleum Refining Products	565
Petroleum Or Coal Products	Asphalt Coatings Or Felt	137
Petroleum Or Coal Products	Misc Coal Or Petroleum Products	25
Primary Metal Products	Iron Or Steel Castings	17,384
Primary Metal Products	Nonferrous Wire	5,372
Primary Metal Products	Primary Aluminum Smelter Products	3,081
Primary Metal Products	Primary Metal Products, Nec	2,603


Commodity Detail For Inbound Less Than Truck

STCC2 Commodity Group	STCC4 Commodity Detail	1995 Tons
Primary Metal Products	Primary Iron Or Steel Products	2,213
Primary Metal Products	Misc Nonferrous Basic Shapes	1,018
Primary Metal Products	Blast Furnace Or Coke	312
Primary Metal Products	Aluminum Or Alloy Basic Shapes	259
Primary Metal Products	Copper Or Alloy Basic Shapes	96
Primary Metal Products	Steel Wire, Nails Or Spikes	67
Primary Metal Products	Misc Nonferrous Castings	25
Primary Metal Products	Iron Or Steel Forgings	15
Primary Metal Products	Electrometallurgical Products	8
Primary Metal Products	Misc Prim Nonferr Smelter Products	5
Primary Metal Products	Nonferrous Metal Forgings	4
Primary Metal Products	Aluminum Or Alloy Castings	1
Printed Matter	Misc Printed Matter	3,627
Printed Matter	Books	1,436
Printed Matter	Newspapers	1,033
Printed Matter	Blankbook, Loose Leaf Binder	689
Printed Matter	Periodicals	148
Printed Matter	Manifold Business Forms	137
Printed Matter	Greeting Cards, Seals, Etc.	33
Printed Matter	Svc Indus For Print Trades	13
Pulp, Paper Or Allied Products	Sanitary Food Containers	4,210
Pulp, Paper Or Allied Products	Containers Or Boxes,Paper	3,333
Pulp, Paper Or Allied Products	Misc Converted Paper Products	1,972
Pulp, Paper Or Allied Products	Sanitary Paper Products	1,461
Pulp, Paper Or Allied Products	Paper	1,450
Pulp, Paper Or Allied Products	Die-Cut Paper Or Ppbd Products	832
Pulp, Paper Or Allied Products	Paper Bags	426
Pulp, Paper Or Allied Products	Fibre Cans, Drums Or Tubes	307
Pulp, Paper Or Allied Products	Envelopes	246
Pulp, Paper Or Allied Products	Fiber, Paper Or Pulpboard	149
Pulp, Paper Or Allied Products	Pulp Or Pulp Mill Products	7
Rubber Or Misc Plastics	Misc Plastic Products	15,655
Rubber Or Misc Plastics	Rub Or Plas Hose Or Belting	2,588
Rubber Or Misc Plastics	Tires Or Inner Tubes	1,013
Rubber Or Misc Plastics	Misc Fabricated Products	473
Rubber Or Misc Plastics	Rubber Or Plastic Footwear	1
Secondary Traffic	Warehouse & Distribution Center	35,487
Textile Mill Products	Woven Carpets,Mats Or Rugs	4,421
Textile Mill Products	Knit Fabrics	953
Textile Mill Products	Man-Made Or Glass Woven Fibre	593
Textile Mill Products	Yarn	359
Textile Mill Products	Textile Goods, Nec	221
Textile Mill Products	Cordage Or Twine	90
Textile Mill Products	Narrow Fabrics	83
Textile Mill Products	Cotton Broad-Woven Fabrics	49
Textile Mill Products	Wool Broad-Woven Fabrics	21
Textile Mill Products	Wool Or Mohair	13
Textile Mill Products	Coated Or Imprinted Fabric	7
Tobacco Products	Cigarettes	1
Transportation Equipment	Motor Vehicle Parts Or Accessories	8,971

Commodity Detail For Inbound Less Than Truck

STCC2 Commodity Group	STCC4 Commodity Detail	1995 Tons
Transportation Equipment	Motor Vehicles	6,432
Transportation Equipment	Aircraft Or Missile Engines	2,476
Transportation Equipment	Truck Trailers	1,049
Transportation Equipment	Motor Bus Or Truck Bodies	523
Transportation Equipment	Transportation Equipment, Nec	504
Transportation Equipment	Aircraft	68
Transportation Equipment	Motorcycles, Bicycles Or Parts	35
Transportation Equipment	Trailer Coaches	34
Transportation Equipment	Ships Or Boats	26
Transportation Equipment	Misc Aircraft Parts	5
Transportation Equipment	Railroad Cars	2

Appendix G
1995 COMMODITY DETAIL TABLES
PRIVATE TRUCK FREIGHT



Commodity Detail For Outbound Private

STCC2 Commodity Group	STCC4 Commodity Detail	1995 Tons
Apparel Or Related Products	Womens Or Childrens Clothing	1,816
Apparel Or Related Products	Mens Or Boys Clothing	50
Chemicals Or Allied Products	Misc Indus Inorganic Chemicals	10,131
Chemicals Or Allied Products	Fertilizers	4,233
Chemicals Or Allied Products	Paints, Lacquers, Etc.	2,710
Chemicals Or Allied Products	Cyclic Intermediates Or Dyes	2,085
Chemicals Or Allied Products	Chemical Preparations, Nec	1,260
Chemicals Or Allied Products	Drugs	1,137
Chemicals Or Allied Products	Adhesives	696
Chemicals Or Allied Products	Crude Prod Of Coal, Gas, Petroleum	534
Chemicals Or Allied Products	Misc Agricultural Chemicals	460
Chemicals Or Allied Products	Misc Industrial Organic Chemicals	193
Chemicals Or Allied Products	Potassium Or Sodium Compound	37
Clay, Concrete, Glass Or Stone	Ready-Mix Concrete, Wet	616,207
Clay, Concrete, Glass Or Stone	Portland Cement	232,627
Clay, Concrete, Glass Or Stone	Concrete Products	160,534
Clay, Concrete, Glass Or Stone	Gypsum Products	95,066
Clay, Concrete, Glass Or Stone	Clay Brick Or Tile	61,223
Clay, Concrete, Glass Or Stone	Lime Or Lime Plaster	13,768
Clay, Concrete, Glass Or Stone	Cut Stone Or Stone Products	4,630
Clay, Concrete, Glass Or Stone	Misc Glassware, Blown Or Pressed	2,853
Clay, Concrete, Glass Or Stone	Glass Containers	2,164
Clay, Concrete, Glass Or Stone	Nonmetal Minerals, Processed	1,295
Clay, Concrete, Glass Or Stone	Refractories	720
Electrical Equipment	Motors Or Generators	111
Electrical Equipment	Radio Or Tv Receiving Sets	48
Electrical Equipment	Electrical Equipment, Nec	31
Electrical Equipment	Electric Measuring Instrmts	8
Electrical Equipment	Lighting Fixtures	3
Fabricated Metal Products	Fabricated Structural Metal Products	4,449
Fabricated Metal Products	Architectural Metal Work	3,987
Fabricated Metal Products	Misc Fabricated Wire Products	1,694
Fabricated Metal Products	Metal Stampings	1,370
Fabricated Metal Products	Sheet Metal Products	872
Fabricated Metal Products	Misc Hardware	857
Fabricated Metal Products	Bolts, Nuts, Screws, Etc.	469
Fabricated Metal Products	Builders Or Cabinet Hardware	374
Fabricated Metal Products	Misc Metal Work	365
Fabricated Metal Products	Fabricated Metal Products, Nec	234
Fabricated Metal Products	Metal Safes Or Vaults	4
Farm Products	Misc. Field Crops	22,236
Food Or Kindred Products	Prepared Or Canned Feed	103,543
Food Or Kindred Products	Ice, Natural Or Manufactured	69,470
Food Or Kindred Products	Distilled Or Blended Liquors	10,015
Food Or Kindred Products	Ice Cream Or Rel Froz Desserts	8,510
Food Or Kindred Products	Misc Food Preparations, Nec	5,314
Food Or Kindred Products	Pickled Fruits Or Vegetables	4,938
Food Or Kindred Products	Bread Or Other Bakery Prod	3,980
Food Or Kindred Products	Marine Fats Or Oils	2,651
Food Or Kindred Products	Meat, Fresh Or Chilled	2,386

Commodity Detail For Outbound Private

STCC2 Commodity Group	STCC4 Commodity Detail	1995 Tons
Food Or Kindred Products	Animal By-Prod,Inedible	1,291
Food Or Kindred Products	Cereal Preparations	1,163
Food Or Kindred Products	Dehydr Or Dried Fruit Or Veg	693
Food Or Kindred Products	Meat, Fresh Frozen	177
Instrum, Photo Equip, Optical Eq	Mech Measuring Or Control Equipment	23
Instrum, Photo Equip, Optical Eq	Engrg, Lab Or Scientific Equipment	9
Lumber Or Wood Products	Primary Forest Materials	325,220
Lumber Or Wood Products	Lumber Or Dimension Stock	85,969
Lumber Or Wood Products	Structural Wood Prod, Nec	5,595
Lumber Or Wood Products	Kitchen Cabinets,Wood	4,035
Lumber Or Wood Products	Millwork Or Cabinetwork	1,751
Machinery	Misc Machinery Or Parts	2,524
Machinery	Special Dies,Tools,Jigs,Etc.	1,810
Machinery	Constr Machinery Or Equipment	1,440
Machinery	Conveyors Or Parts	1,326
Machinery	Misc Service Industry Machinery	1,302
Machinery	Misc General Industrial	412
Machinery	Electronic Data Proc Equipment	232
Machinery	Industrial Pumps	52
Machinery	Typewriters Or Parts	26
Misc Manufacturing Products	Sporting Or Athletic Goods	1,874
Misc Manufacturing Products	Manufactured Prod, Nec	340
Misc Manufacturing Products	Matches	95
Misc Manufacturing Products	Carbon Paper Or Inked Ribbons	27
Misc Manufacturing Products	Signs Or Advertising Displays	22
Misc Manufacturing Products	Furs,Dressed Or Dyed	0
Petroleum Or Coal Products	Petroleum Refining Products	10,292
Primary Metal Products	Misc Prim Nonferr Smelter Products	11,089
Primary Metal Products	Primary Metal Products, Nec	10,484
Primary Metal Products	Iron Or Steel Forgings	5,729
Primary Metal Products	Primary Copper Smelter Products	1,177
Printed Matter	Newspapers	7,148
Printed Matter	Misc Printed Matter	1,587
Printed Matter	Books	1,432
Printed Matter	Svc Indus For Print Trades	920
Printed Matter	Manifold Business Forms	780
Printed Matter	Periodicals	433
Pulp, Paper Or Allied Products	Containers Or Boxes,Paper	3,848
Pulp, Paper Or Allied Products	Sanitary Paper Products	892
Pulp, Paper Or Allied Products	Paper Bags	479
Pulp, Paper Or Allied Products	Fibre Cans, Drums Or Tubes	327
Rubber Or Misc Plastics	Misc Plastic Products	559
Secondary Traffic	Warehouse & Distribution Center	789,358
Textile Mill Products	Cordage Or Twine	3,805
Textile Mill Products	Knit Fabrics	39
Transportation Equipment	Motor Bus Or Truck Bodies	363
Transportation Equipment	Motor Vehicle Parts Or Accessories	25

Commodity Detail For Inbound Private

STCC2 Commodity Group	STCC4 Commodity Detail	1995 Tons
Apparel Or Related Products	Mens Or Boys Clothing	1,864
Apparel Or Related Products	Womens Or Childrens Clothing	347
Chemicals Or Allied Products	Adhesives	6,545
Chemicals Or Allied Products	Printing Ink	5,399
Chemicals Or Allied Products	Misc Industrial Organic Chemicals	5,331
Chemicals Or Allied Products	Plastic Mater Or Synth Fibres	1,975
Chemicals Or Allied Products	Paints, Lacquers, Etc.	467
Chemicals Or Allied Products	Soap Or Other Detergents	412
Chemicals Or Allied Products	Cosmetics, Perfumes, Etc.	398
Chemicals Or Allied Products	Misc Indus Inorganic Chemicals	392
Chemicals Or Allied Products	Chemical Preparations, Nec	251
Chemicals Or Allied Products	Fertilizers	232
Clay, Concrete, Glass Or Stone	Portland Cement	230,077
Clay, Concrete, Glass Or Stone	Gypsum Products	122,212
Clay, Concrete, Glass Or Stone	Clay Brick Or Tile	69,669
Clay, Concrete, Glass Or Stone	Ready-Mix Concrete, Wet	48,391
Clay, Concrete, Glass Or Stone	Refractories	21,613
Clay, Concrete, Glass Or Stone	Mineral Wool	7,109
Clay, Concrete, Glass Or Stone	Ceramic Floor Or Wall Tile	1,157
Clay, Concrete, Glass Or Stone	Asbestos Products	75
Electrical Equipment	Lighting Fixtures	28,414
Electrical Equipment	Elec Eq For Intern Comb Engine	2,516
Electrical Equipment	Radio Or Tv Receiving Sets	132
Electrical Equipment	Storage Batteries Or Plates	86
Electrical Equipment	Electrical Equipment, Nec	8
Fabricated Metal Products	Misc Metal Work	20,335
Fabricated Metal Products	Valves Or Pipe Fittings	8,891
Fabricated Metal Products	Fabricated Metal Products, Nec	5,362
Fabricated Metal Products	Sheet Metal Products	1,436
Fabricated Metal Products	Metal Doors, Sash, Etc.	1,026
Fabricated Metal Products	Metal Stampings	666
Fabricated Metal Products	Metal Safes Or Vaults	8.72999999
Farm Products	Misc. Field Crops	9,930
Farm Products	Deciduous Fruits	7,558
Farm Products	Misc Fresh Vegetables	5,342
Farm Products	Bulbs, Roots Or Tubers	5,004
Farm Products	Leafy Fresh Vegetables	3,208
Farm Products	Citrus Fruits	3,118
Farm Products	Tropical Fruits	204
Food Or Kindred Products	Soft Drinks Or Mineral Water	982,379
Food Or Kindred Products	Ice, Natural Or Manufactured	192,978
Food Or Kindred Products	Wine, Brandy Or Brandy Spirit	108,052
Food Or Kindred Products	Malt Liquors	88,780
Food Or Kindred Products	Flour Or Other Grain Mill Products	78,914
Food Or Kindred Products	Prepared Or Canned Feed	76,478
Food Or Kindred Products	Processed Milk	67,213
Food Or Kindred Products	Cottonseed Oil Or By-Prod	66,300
Food Or Kindred Products	Margarine, Shortening, Etc.	61,984
Food Or Kindred Products	Misc Flavoring Extracts	30,609
Food Or Kindred Products	Sugar, Refined, Cane Or Beet	29,196

Commodity Detail For Inbound Private

STCC2 Commodity Group	STCC4 Commodity Detail	1995 Tons
Food Or Kindred Products	Misc Food Preparations, Nec	22,413
Food Or Kindred Products	Processed Fish Products	17,583
Food Or Kindred Products	Canned Fruits, Vegetables, Etc.	8,861
Food Or Kindred Products	Milled Rice, Flour Or Meal	7,530
Food Or Kindred Products	Dehydr Or Dried Fruit Or Veg	6,922
Food Or Kindred Products	Frozen Fruit, Veg Or Juice	4,895
Food Or Kindred Products	Cereal Preparations	4,887
Food Or Kindred Products	Distilled Or Blended Liquors	3,720
Food Or Kindred Products	Candy Or Other Confectionery	993
Food Or Kindred Products	Dressed Poultry, Fresh	503
Food Or Kindred Products	Bread Or Other Bakery Prod	475
Food Or Kindred Products	Canned Specialties	457
Food Or Kindred Products	Frozen Specialties	198
Food Or Kindred Products	Dressed Poultry, Frozen	143.599999
Food Or Kindred Products	Malt	142
Food Or Kindred Products	Processed Poultry Or Eggs	71.7999996
Food Or Kindred Products	Pickled Fruits Or Vegetables	54
Furniture Or Fixtures	Benches, Chairs, Stools	2,088
Furniture Or Fixtures	Tables Or Desks	1,171
Furniture Or Fixtures	Wood Lockers, Partitions, Etc.	1,040
Furniture Or Fixtures	Sofas, Couches, Etc.	816
Furniture Or Fixtures	Furniture Or Fixtures, Nec	775
Furniture Or Fixtures	Bedsprings Or Mattresses	472
Furniture Or Fixtures	Beds, Dressers, Chests, Etc.	426
Furniture Or Fixtures	Household Or Office Furn, Nec	372
Furniture Or Fixtures	Cabinets Or Cases	217.780001
Furniture Or Fixtures	Buffets, China Closets, Etc.	86.87
Furniture Or Fixtures	Childrens Furniture	65.5200001
Instrum, Photo Equip, Optical Eq	Mech Measuring Or Control Equipment	40.4699998
Instrum, Photo Equip, Optical Eq	Engrg, Lab Or Scientific Equipment	16.5300002
Lumber Or Wood Products	Lumber Or Dimension Stock	63,444
Lumber Or Wood Products	Millwork Or Cabinetwork	43,064
Lumber Or Wood Products	Plywood Or Veneer	16,812
Lumber Or Wood Products	Prefab Wood Buildings	13,551
Lumber Or Wood Products	Primary Forest Materials	10,020
Lumber Or Wood Products	Structural Wood Prod, Nec	2,772
Lumber Or Wood Products	Treated Wood Products	1,256
Lumber Or Wood Products	Misc Sawmill Or Planing Mill	1,028
Lumber Or Wood Products	Misc Wood Products	478
Lumber Or Wood Products	Kitchen Cabinets, Wood	384
Lumber Or Wood Products	Wood Prod, Nec	232.479993
Lumber Or Wood Products	Wooden Ware Or Flatware	20.2299999
Lumber Or Wood Products	Cork Products	2.26999999
Machinery	Refrigeration Machinery	15,978
Machinery	Conveyors Or Parts	10,079
Machinery	Constr Machinery Or Equipment	5,666
Machinery	Industrial Trucks, Etc.	3,063
Machinery	Elevators Or Escalators	1,601
Machinery	Misc Internal Combustion Engines	1,345
Machinery	Farm Machinery Or Equipment	26

Commodity Detail For Inbound Private

STCC2 Commodity Group	STCC4 Commodity Detail	1995 Tons
Machinery	Electronic Data Proc Equipment	16
Machinery	Typewriters Or Parts	1
Misc Manufacturing Products	Linoleum Or Other Coverings	3,106
Misc Manufacturing Products	Sporting Or Athletic Goods	559
Misc Manufacturing Products	Pencils,Crayons,Or Artists Materials	236
Petroleum Or Coal Products	Petroleum Refining Products	108,749
Primary Metal Products	Primary Iron Or Steel Products	9,867
Primary Metal Products	Nonferrous Wire	1,492
Primary Metal Products	Blast Furnace Or Coke	1,399
Primary Metal Products	Aluminum Or Alloy Basic Shapes	19
Printed Matter	Newspapers	1,442
Printed Matter	Misc Printed Matter	249
Pulp, Paper Or Allied Products	Containers Or Boxes,Paper	21,553
Pulp, Paper Or Allied Products	Sanitary Paper Products	6,342
Pulp, Paper Or Allied Products	Paper Bags	5,480
Pulp, Paper Or Allied Products	Pulp Or Pulp Mill Products	4,732
Pulp, Paper Or Allied Products	Fibre Cans, Drums Or Tubes	1,841
Pulp, Paper Or Allied Products	Fiber, Paper Or Pulpboard	75
Rubber Or Misc Plastics	Misc Plastic Products	7,908
Rubber Or Misc Plastics	Tires Or Inner Tubes	16
Secondary Traffic	Warehouse & Distribution Center	705,831
Textile Mill Products	Knit Fabrics	259
Transportation Equipment	Motor Vehicle Parts Or Accessories	5,290
Transportation Equipment	Ships Or Boats	844
Transportation Equipment	Motor Vehicles	86

Commodity Detail For Inbound Air

STCC2 Commodity Group	STCC4 Commodity Detail	1995 Tons
Apparel Or Related Products	Womens Or Childrens Clothing	844
Apparel Or Related Products	Mens Or Boys Clothing	281
Apparel Or Related Products	Millinery	100
Apparel Or Related Products	Robes Or Dressing Gowns	83
Apparel Or Related Products	Misc Fabricated Textile Products	70
Apparel Or Related Products	Apparel, Nec	70
Apparel Or Related Products	Textile Housefurnishings	30
Apparel Or Related Products	Fur Goods	24
Apparel Or Related Products	Textile Bags	10
Apparel Or Related Products	Curtains Or Draperies	3
Chemicals Or Allied Products	Chemical Preparations, Nec	1,511
Chemicals Or Allied Products	Misc Indus Inorganic Chemicals	860
Chemicals Or Allied Products	Drugs	747
Chemicals Or Allied Products	Adhesives	726
Chemicals Or Allied Products	Potassium Or Sodium Compound	641
Chemicals Or Allied Products	Soap Or Other Detergents	503
Chemicals Or Allied Products	Plastic Mater Or Synth Fibres	455
Chemicals Or Allied Products	Misc Industrial Organic Chemicals	241
Chemicals Or Allied Products	Cyclic Intermediates Or Dyes	168
Chemicals Or Allied Products	Cosmetics,Perfumes, Etc.	162
Chemicals Or Allied Products	Paints, Lacquers, Etc.	131
Chemicals Or Allied Products	Surface Active Agents	25
Chemicals Or Allied Products	Misc Agricultural Chemicals	3
Chemicals Or Allied Products	Gum Or Wood Chemicals	1
Clay, Concrete,Glass Or Stone	Portland Cement	94
Clay, Concrete,Glass Or Stone	Nonmetal Minerals, Processed	91
Clay, Concrete,Glass Or Stone	Concrete Products	89
Clay, Concrete,Glass Or Stone	Cut Stone Or Stone Products	37
Clay, Concrete,Glass Or Stone	Misc Glassware,Blown Or Pressed	34
Clay, Concrete,Glass Or Stone	Misc Pottery Products	21
Clay, Concrete,Glass Or Stone	Refractories	16
Clay, Concrete,Glass Or Stone	Misc Nonmetallic Minerals	11
Clay, Concrete,Glass Or Stone	Flat Glass	9
Clay, Concrete,Glass Or Stone	Porcelain Electric Supplies	3
Clay, Concrete,Glass Or Stone	Asbestos Products	1
Clay, Concrete,Glass Or Stone	Glass Containers	0
Clay, Concrete,Glass Or Stone	Vitreous China Plumbing Fixtures	0
Electrical Equipment	Misc Electronic Components	1,261
Electrical Equipment	Lighting Fixtures	673
Electrical Equipment	Storage Batteries Or Plates	634
Electrical Equipment	Telephone Or Telegraph Equipment	598
Electrical Equipment	Elec Eq For Intern Comb Engine	370
Electrical Equipment	Radio Or Tv Transmitting Equipment	294
Electrical Equipment	Radio Or Tv Receiving Sets	283
Electrical Equipment	Electrical Transformers	257
Electrical Equipment	Carbon Prod For Electric Uses	164
Electrical Equipment	Electric Housewares Or Fans	152
Electrical Equipment	Household Laundry Equipment	144
Electrical Equipment	Electrical Equipment, Nec	122
Electrical Equipment	Household Cooking Equipment	57

Commodity Detail For Inbound Air

STCC2 Commodity Group	STCC4 Commodity Detail	1995 Tons
Electrical Equipment	Noncurrent Wiring Devices	42
Electrical Equipment	Welding Apparatus	21
Electrical Equipment	Misc Household Appliances	20
Electrical Equipment	Phonograph Records	6
Electrical Equipment	Motors Or Generators	5
Electrical Equipment	Household Vacuum Cleaners	2
Electrical Equipment	Electric Lamps	2
Electrical Equipment	Current Carrying Wiring Equipment	0
Electrical Equipment	Electric Measuring Instrmnts	0
Fabricated Metal Products	Fabricated Metal Products, Nec	387
Fabricated Metal Products	Valves Or Pipe Fittings	156
Fabricated Metal Products	Fabricated Structural Metal Products	135
Fabricated Metal Products	Bolts, Nuts, Screws, Etc.	116
Fabricated Metal Products	Sheet Metal Products	116
Fabricated Metal Products	Metal Stampings	90
Fabricated Metal Products	Misc Hardware	89
Fabricated Metal Products	Edge Or Hand Tools	59
Fabricated Metal Products	Misc Metal Work	57
Fabricated Metal Products	Metal Doors, Sash, Etc.	24
Fabricated Metal Products	Metal Sanitary Ware	12
Fabricated Metal Products	Heating Equip,Not Electrical	10
Fabricated Metal Products	Plumbing Fixtures	10
Fabricated Metal Products	Metal Shipping Containers	6
Fabricated Metal Products	Misc Fabricated Wire Products	3
Fabricated Metal Products	Fabricated Plate Products	2
Fabricated Metal Products	Metal Cans	2
Fabricated Metal Products	Steel Springs	1
Farm Products	Deciduous Fruits	634
Farm Products	Leafy Fresh Vegetables	277
Farm Products	Citrus Fruits	74
Farm Products	Oil Kernels, Nuts Or Seeds	56
Farm Products	Misc Fresh Vegetables	2
Food Or Kindred Products	Pickled Fruits Or Vegetables	172
Food Or Kindred Products	Canned Fruits,Vegetables, Etc.	117
Food Or Kindred Products	Processed Fish Products	87
Food Or Kindred Products	Animal By-Prod,Inedible	76
Food Or Kindred Products	Prepared Or Canned Feed	54
Food Or Kindred Products	Candy Or Other Confectionery	51
Food Or Kindred Products	Wine,Brandy Or Brandy Spirit	50
Food Or Kindred Products	Dehydr Or Dried Fruit Or Veg	46
Food Or Kindred Products	Misc Food Preparations, Nec	43
Food Or Kindred Products	Distilled Or Blended Liquors	40
Food Or Kindred Products	Meat, Fresh Or Chilled	27
Food Or Kindred Products	Misc Flavoring Extracts	12
Food Or Kindred Products	Cheese Or Special Dairy Products	1
Food Or Kindred Products	Meat Products	1
Food Or Kindred Products	Macaroni,Spaghetti, Etc.	0
Food Or Kindred Products	Soft Drinks Or Mineral Water	0
Food Or Kindred Products	Blended Or Prepared Flour	0
Fresh Fish Or Marine Products	Fresh Fish Or Whale Products	384

Commodity Detail For Inbound Air

STCC2 Commodity Group	STCC4 Commodity Detail	1995 Tons
Fresh Fish Or Marine Products	Marine Products	271
Fresh Fish Or Marine Products	Fish Hatcheries	183
Furniture Or Fixtures	Benches, Chairs, Stools	29
Furniture Or Fixtures	Furniture Or Fixtures, Nec	16
Furniture Or Fixtures	Metal Lockers, Partitions, Etc.	11
Furniture Or Fixtures	Bedsprings Or Mattresses	8
Furniture Or Fixtures	Public Building Or Related Furniture	4
Instrum, Photo Equip, Optical Eq	Orthopedic Or Prosthetic Supplies	677
Instrum, Photo Equip, Optical Eq	Photographic Equip Or Supplies	300
Instrum, Photo Equip, Optical Eq	Engrg, Lab Or Scientific Equipment	208
Instrum, Photo Equip, Optical Eq	Automatic Temperature Controls	198
Instrum, Photo Equip, Optical Eq	Surgical Or Medical Instruments	190
Instrum, Photo Equip, Optical Eq	Optical Instruments Or Lenses	124
Instrum, Photo Equip, Optical Eq	Watches, Clocks, Etc.	28
Instrum, Photo Equip, Optical Eq	Ophthalmic Or Opticians Goods	27
Leather Or Leather Products	Leather Footwear	154
Leather Or Leather Products	Leather Luggage Or Handbags	30
Leather Or Leather Products	Leather Goods, Nec	26
Leather Or Leather Products	Leather, Finished Or Tanned	8
Leather Or Leather Products	Boot Or Shoe Cut Stock	7
Lumber Or Wood Products	Plywood Or Veneer	10
Lumber Or Wood Products	Misc Wood Products	8
Lumber Or Wood Products	Wood Cont. Or Box Shooks	5
Lumber Or Wood Products	Misc Sawmill Or Planing Mill	2
Machinery	Electronic Data Proc Equipment	3,906
Machinery	Industrial Pumps	893
Machinery	Farm Machinery Or Equipment	471
Machinery	Refrigeration Machinery	366
Machinery	Misc General Industrial	349
Machinery	Special Dies, Tools, Jigs, Etc.	320
Machinery	Misc Internal Combustion Engines	307
Machinery	Conveyors Or Parts	304
Machinery	Misc Machinery Or Parts	296
Machinery	Constr Machinery Or Equipment	238
Machinery	Misc Special Industry Mach	191
Machinery	Ventilating Equipment	127
Machinery	Industrial Trucks, Etc.	103
Machinery	Industrial Process Furnaces	79
Machinery	Misc Service Industry Machinery	58
Machinery	Metalworking Machinery	54
Machinery	Elevators Or Escalators	52
Machinery	Oil Field Machinery Or Equipment	49
Machinery	Machine Tools, Metal Forming	35
Machinery	Printing Trades Machinery	16
Machinery	Ball Or Roller Bearings	12
Machinery	Scales Or Balances	3
Machinery	Automatic Merchandising Machines	1
Machinery	Hoists, Industr Cranes, Etc.	1
Machinery	Steam Engines, Turbines, Etc.	0
Mail Or Contract Traffic	Mail And Express Traffic	20,284

Appendix H
1995 COMMODITY DETAIL TABLES
AIR FREIGHT

Commodity Detail For Outbound Air

STCC2 Commodity Group	STCC4 Commodity Detail	1995 Tons
Apparel Or Related Products	Womens Or Childrens Clothing	227
Apparel Or Related Products	Mens Or Boys Clothing	207
Apparel Or Related Products	Textile Housefurnishings	65
Apparel Or Related Products	Misc Fabricated Textile Products	58
Apparel Or Related Products	Textile Bags	32
Apparel Or Related Products	Curtains Or Draperies	17
Apparel Or Related Products	Apparel, Nec	13
Apparel Or Related Products	Textile Prod,Pleated, Etc.	12
Apparel Or Related Products	Caps Or Hats Or Hat Bodies	10
Apparel Or Related Products	Robes Or Dressing Gowns	6
Apparel Or Related Products	Apparel Belts	3
Apparel Or Related Products	Leather Clothing	3
Apparel Or Related Products	Fur Goods	0
Apparel Or Related Products	Millinery	0
Clay, Concrete,Glass Or Stone	Flat Glass	154
Clay, Concrete,Glass Or Stone	Misc Glassware,Blown Or Pressed	2
Electrical Equipment	Lighting Fixtures	705
Electrical Equipment	Misc Electronic Components	355
Electrical Equipment	Noncurrent Wiring Devices	350
Electrical Equipment	Motors Or Generators	183
Electrical Equipment	Carbon Prod For Electric Uses	166
Electrical Equipment	Electric Lamps	137
Electrical Equipment	Storage Batteries Or Plates	132
Electrical Equipment	Solid State Semiconducts	111
Electrical Equipment	Industrial Controls Or Parts	94
Electrical Equipment	Current Carrying Wiring Equipment	94
Electrical Equipment	Welding Apparatus	92
Electrical Equipment	Electrical Equipment, Nec	45
Electrical Equipment	Elec Eq For Intern Comb Engine	39
Electrical Equipment	Misc Electrical Industrial Equipment	35
Electrical Equipment	Electronic Tubes	28
Electrical Equipment	X-Ray Equipment	13
Fabricated Metal Products	Sheet Metal Products	311
Fabricated Metal Products	Misc Metal Work	253
Fabricated Metal Products	Fabricated Structural Metal Products	156
Fabricated Metal Products	Fabricated Plate Products	96
Fabricated Metal Products	Metal Doors, Sash, Etc.	96
Fabricated Metal Products	Fabricated Metal Products, Nec	1
Instrum, Photo Equip, Optical Eq	Engrg, Lab Or Scientific Equipment	820
Instrum, Photo Equip, Optical Eq	Orthopedic Or Prosthetic Supplies	1
Machinery	Misc Machinery Or Parts	1,335
Machinery	Industrial Pumps	802
Machinery	Misc General Industrial	741
Machinery	Ventilating Equipment	421
Machinery	Mech Power Transmission Equipment	403
Machinery	Ball Or Roller Bearings	273
Machinery	Industrial Process Furnaces	107
Machinery	Carburetors, Pistons, Etc.	69
Mail Or Contract Traffic	Mail And Express Traffic	11,164
Primary Metal Products	Iron Or Steel Castings	4

Commodity Detail For Outbound Air

STCC2 Commodity Group	STCC4 Commodity Detail	1995 Tons
Primary Metal Products	Aluminum Or Alloy Basic Shapes	3
Primary Metal Products	Primary Iron Or Steel Products	3
Primary Metal Products	Steel Wire, Nails Or Spikes	2
Printed Matter	Manifold Business Forms	1,632
Printed Matter	Greeting Cards, Seals, Etc.	36
Rubber Or Misc Plastics	Misc Fabricated Products	466
Rubber Or Misc Plastics	Misc Plastic Products	2
Transportation Equipment	Motor Vehicles	1,563
Transportation Equipment	Motor Vehicle Parts Or Accessories	947
Transportation Equipment	Truck Trailers	75
Transportation Equipment	Motor Bus Or Truck Bodies	72
Transportation Equipment	Locomotives Or Parts	54
Transportation Equipment	Misc Aircraft Parts	23
Transportation Equipment	Aircraft	20
Transportation Equipment	Aircraft Or Missile Engines	11

Commodity Detail For Inbound Air

STCC2 Commodity Group	STCC4 Commodity Detail	1995 Tons
Misc Manufacturing Products	Sporting Or Athletic Goods	314
Misc Manufacturing Products	Signs Or Advertising Displays	212
Misc Manufacturing Products	Manufactured Prod, Nec	169
Misc Manufacturing Products	Carbon Paper Or Inked Ribbons	131
Misc Manufacturing Products	Silverware Or Plated Ware	58
Misc Manufacturing Products	Musical Instruments Or Parts	3
Misc Manufacturing Products	Games Or Toys	3
Misc Manufacturing Products	Pencils, Crayons, Or Artists Materials	3
Misc Manufacturing Products	Brooms, Brushes, Etc.	1
Misc Manufacturing Products	Costume Jewelry Or Novelties	0
Petroleum Or Coal Products	Misc Coal Or Petroleum Products	54
Petroleum Or Coal Products	Asphalt Coatings Or Felt	22
Primary Metal Products	Nonferrous Wire	10
Primary Metal Products	Primary Iron Or Steel Products	9
Primary Metal Products	Iron Or Steel Castings	6
Primary Metal Products	Aluminum Or Alloy Basic Shapes	3
Primary Metal Products	Misc Nonferrous Basic Shapes	2
Primary Metal Products	Primary Metal Products, Nec	2
Primary Metal Products	Copper Or Alloy Basic Shapes	2
Primary Metal Products	Aluminum Or Alloy Castings	0
Printed Matter	Misc Printed Matter	1,787
Printed Matter	Books	585
Printed Matter	Newspapers	475
Printed Matter	Blankbook, Loose Leaf Binder	222
Printed Matter	Greeting Cards, Seals, Etc.	163
Printed Matter	Periodicals	94
Printed Matter	Manifold Business Forms	81
Printed Matter	Svc Indus For Print Trades	3
Pulp, Paper Or Allied Products	Paper	514
Pulp, Paper Or Allied Products	Paper Bags	300
Pulp, Paper Or Allied Products	Containers Or Boxes, Paper	112
Pulp, Paper Or Allied Products	Misc Converted Paper Products	101
Pulp, Paper Or Allied Products	Fiber, Paper Or Pulpboard	40
Pulp, Paper Or Allied Products	Paper Or Building Board	30
Pulp, Paper Or Allied Products	Sanitary Food Containers	15
Pulp, Paper Or Allied Products	Die-Cut Paper Or Ppbd Products	11
Rubber Or Misc Plastics	Misc Plastic Products	797
Rubber Or Misc Plastics	Rubber Or Plastic Footwear	112
Rubber Or Misc Plastics	Rub Or Plas Hose Or Belting	28
Rubber Or Misc Plastics	Tires Or Inner Tubes	11
Rubber Or Misc Plastics	Misc Fabricated Products	1
Textile Mill Products	Tufted Carpets, Rugs Or Mats	106
Textile Mill Products	Cotton Broad-Woven Fabrics	83
Textile Mill Products	Knit Fabrics	59
Textile Mill Products	Yarn	45
Textile Mill Products	Man-Made Or Glass Woven Fibre	39
Textile Mill Products	Narrow Fabrics	18
Textile Mill Products	Textile Goods, Nec	4
Textile Mill Products	Wool Broad-Woven Fabrics	2
Transportation Equipment	Motor Vehicle Parts Or Accessories	3,442

Commodity Detail For Inbound Air

STCC2 Commodity Group	STCC4 Commodity Detail	1995 Tons
Transportation Equipment	Motor Vehicles	922
Transportation Equipment	Misc Aircraft Parts	308
Transportation Equipment	Missile Or Space Veh Parts	148
Transportation Equipment	Aircraft Or Missile Engines	128
Transportation Equipment	Motorcycles, Bicycles Or Parts	119
Transportation Equipment	Truck Trailers	113
Transportation Equipment	Ships Or Boats	79
Transportation Equipment	Locomotives Or Parts	50
Transportation Equipment	Aircraft	5
Transportation Equipment	Motor Bus Or Truck Bodies	5
Transportation Equipment	Transportation Equipment, Nec	4

Appendix I
TOP 50 COMMODITY TRADE LANES
BY MODE ,

Top 50 Outbound Rail Car Trade Lanes - 1995

Rank	Origin Region	Destination Region	STCC2 Commodity Groups	1995 Tons	Percent Share
1	Rest Of NV North	Southwest	Nonmetallic Minerals	585,244	23%
2	Las Vegas	Los Angeles	Nonmetallic Minerals	321,812	13%
3	Reno	San Francisco/Oaklan	Clay, Concrete, Glass Or Stone	206,396	8%
4	Las Vegas	Los Angeles	Chemicals Or Allied Products	148,240	6%
5	Las Vegas	Rest Of Ca	Nonmetallic Minerals	146,472	6%
6	Rest Of NV North	Utah	Clay, Concrete, Glass Or Stone	99,240	4%
7	Las Vegas	Sacramento Valley	Nonmetallic Minerals	95,584	4%
8	Las Vegas	Washington	Clay, Concrete, Glass Or Stone	64,492	3%
9	Rest Of NV North	San Francisco/Oaklan	Waste Or Scrap Materials	60,864	2%
10	Rest Of NV North	Sacramento Valley	Clay, Concrete, Glass Or Stone	56,496	2%
11	Las Vegas	Rest Of Ca	Chemicals Or Allied Products	51,080	2%
12	Rest Of NV North	Rest Of Ca	Nonmetallic Minerals	44,928	2%
13	Las Vegas	Utah	Waste Or Scrap Materials	38,664	2%
14	Las Vegas	Southeast	Clay, Concrete, Glass Or Stone	35,960	1%
15	Las Vegas	San Francisco/Oaklan	Chemicals Or Allied Products	35,520	1%
16	Las Vegas	Sacramento Valley	Chemicals Or Allied Products	30,840	1%
17	Las Vegas	Los Angeles	Clay, Concrete, Glass Or Stone	26,760	1%
18	Rest Of NV North	Mountain States	Clay, Concrete, Glass Or Stone	23,680	1%
19	Las Vegas	Mid-West	Clay, Concrete, Glass Or Stone	23,600	1%
20	Las Vegas	Utah	Clay, Concrete, Glass Or Stone	23,560	1%
21	Rest Of NV North	Southeast	Food Or Kindred Products	21,440	1%
22	Las Vegas	Oregon	Nonmetallic Minerals	19,604	1%
23	Reno	Sacramento Valley	Clay, Concrete, Glass Or Stone	17,280	1%
24	Rest Of NV North	Central Prairie	Clay, Concrete, Glass Or Stone	15,480	1%
25	Rest Of NV North	Mid-Atlantic	Clay, Concrete, Glass Or Stone	15,280	1%
26	Rest Of NV North	Southeast	Nonmetallic Minerals	12,640	1%
27	Las Vegas	Utah	Chemicals Or Allied Products	11,800	0%
28	Rest Of NV North	Mid-West	Nonmetallic Minerals	11,640	0%
29	Las Vegas	Oregon	Clay, Concrete, Glass Or Stone	11,640	0%
30	Rest Of NV North	Rest Of Ca	Chemicals Or Allied Products	11,600	0%
31	Las Vegas	Southwest	Chemicals Or Allied Products	11,480	0%
32	Rest Of NV North	Mountain States	Chemicals Or Allied Products	11,440	0%
33	Las Vegas	Southwest	Misc Freight Shipments	11,200	0%
34	Reno	Idaho	Clay, Concrete, Glass Or Stone	10,680	0%
35	Rest Of NV North	Mountain States	Lumber Or Wood Products	9,880	0%
36	Las Vegas	San Francisco/Oaklan	Nonmetallic Minerals	8,120	0%
37	Rest Of NV North	Sacramento Valley	Waste Or Scrap Materials	8,040	0%
38	Rest Of NV North	Los Angeles	Chemicals Or Allied Products	7,960	0%
39	Las Vegas	Central Prairie	Chemicals Or Allied Products	7,760	0%
40	Rest Of NV North	Southwest	Clay, Concrete, Glass Or Stone	7,480	0%
41	Rest Of NV North	Washington	Nonmetallic Minerals	7,200	0%
42	Las Vegas	Arizona	Chemicals Or Allied Products	7,200	0%
43	Rest Of NV South	San Francisco/Oaklan	Ordnanace Or Accessories	6,732	0%
44	Rest Of NV North	Sacramento Valley	Farm Products	5,556	0%
45	Rest Of NV North	Los Angeles	Farm Products	5,040	0%
46	Las Vegas	Central Prairie	Misc Freight Shipments	4,800	0%
47	Rest Of NV North	San Francisco/Oaklan	Farm Products	4,752	0%
48	Rest Of NV South	Southwest	Ordnanace Or Accessories	4,360	0%
49	Rest Of NV North	Sacramento Valley	Chemicals Or Allied Products	4,000	0%
50	Rest Of NV North	Mountain States	Nonmetallic Minerals	4,000	0%

Top 50 Outbound Rail Intermodal Trade Lanes - 1995

Rank	Origin Region	Destination Region	STCC2 Commodity Groups	1995 Tons	Percent Share
1	Reno	Mid-West	Nonmetallic Minerals	35,360	23%
2	Reno	Central Prairie	Nonmetallic Minerals	18,120	12%
3	Reno	Southeast	Nonmetallic Minerals	13,400	9%
4	Reno	Southwest	Nonmetallic Minerals	9,720	6%
5	Reno	Mountain States	Misc Mixed Shipments	9,080	6%
6	Reno	Mid-West	Food Or Kindred Products	8,440	5%
7	Reno	Mid-West	Misc Mixed Shipments	7,080	5%
8	Las Vegas	Mid-West	Misc Mixed Shipments	5,040	3%
9	Las Vegas	Mid-West	Primary Metal Products	3,560	2%
10	Reno	Utah	Misc Mixed Shipments	3,480	2%
11	Reno	Central Prairie	Misc Mixed Shipments	3,360	2%
12	Reno	Mountain States	Nonmetallic Minerals	2,720	2%
13	Reno	Southeast	Misc Mixed Shipments	2,520	2%
14	Reno	Los Angeles	Misc Mixed Shipments	2,320	1%
15	Las Vegas	Mountain States	Misc Mixed Shipments	2,240	1%
16	Reno	Mid-West	Misc Manufacturing Products	2,160	1%
17	Reno	Mid-West	Transportation Equipment	1,920	1%
18	Reno	Mid-West	Clay, Concrete, Glass Or Stone	1,880	1%
19	Reno	Mid-West	Lumber Or Wood Products	1,840	1%
20	Reno	Southwest	Misc Mixed Shipments	1,720	1%
21	Rest Of NV South	Oregon	Freight Forwarder Traffic	1,640	1%
22	Las Vegas	Mid-West	Small Packaged Freight Shipments	1,320	1%
23	Reno	Mid-West	Petroleum Or Coal Products	960	1%
24	Rest Of NV South	Utah	Freight Forwarder Traffic	920	1%
25	Las Vegas	Mountain States	Mail Or Contract Traffic	920	1%
26	Reno	Mid-West	Apparel Or Related Products	920	1%
27	Reno	Southeast	Food Or Kindred Products	920	1%
28	Reno	Mid-West	Forest Products	920	1%
29	Reno	Mid-Atlantic	Misc Mixed Shipments	880	1%
30	Las Vegas	Mid-West	Machinery	800	1%
31	Reno	Mountain States	Petroleum Or Coal Products	800	1%
32	Las Vegas	Central Prairie	Rubber Or Misc Plastics	800	1%
33	Las Vegas	Washington	Misc Mixed Shipments	800	1%
34	Reno	Central Prairie	Small Packaged Freight Shipments	800	1%
35	Reno	Southeast	Machinery	800	1%
36	Las Vegas	Mid-West	Shipping Containers	680	0%
37	Las Vegas	Mid-West	Chemicals Or Allied Products	600	0%
38	Reno	Mid-West	Pulp, Paper Or Allied Products	600	0%
39	Las Vegas	Los Angeles	Shipping Containers	480	0%
40	Las Vegas	Mid-Atlantic	Misc Mixed Shipments	440	0%
41	Reno	Sacramento Valley	Misc Mixed Shipments	400	0%
42	Reno	Mid-West	Fabricated Metal Products	400	0%
43	Reno	Utah	Electrical Equipment	360	0%
44	Reno	Southwest	Pulp, Paper Or Allied Products	320	0%
45	Las Vegas	Mid-West	Rubber Or Misc Plastics	240	0%
46	Reno	San Francisco/Oakla	Shipping Containers	160	0%
47	Rest Of NV North	Mid-West	Chemicals Or Allied Products	40	0%
48					0%
49					0%
50					0%

100%

Top 50 Outbound Truck Load Trade Lanes - 1995

Rank	Origin Region	Destination Region	STCC2 Commodity Groups	1995 Tons	Percent Share
1	Las Vegas	Mid-West	Food Or Kindred Products	168,091	12%
2	Las Vegas	Los Angeles	Clay, Concrete, Glass Or Stone	60,086	4%
3	Reno	Mid-West	Secondary Traffic	52,311	4%
4	Reno	San Francisco/Oakla	Secondary Traffic	46,047	3%
5	Reno	Mid-West	Food Or Kindred Products	41,468	3%
6	Las Vegas	Utah	Clay, Concrete, Glass Or Stone	40,965	3%
7	Reno	Sacramento Valley	Secondary Traffic	37,681	3%
8	Reno	Los Angeles	Secondary Traffic	34,569	3%
9	Rest Of NV North	Sacramento Valley	Secondary Traffic	33,865	2%
10	Reno	Utah	Secondary Traffic	29,218	2%
11	Rest Of NV North	Los Angeles	Clay, Concrete, Glass Or Stone	24,251	2%
12	Rest Of NV North	Mid-West	Food Or Kindred Products	22,903	2%
13	Rest Of NV North	San Francisco/Oakla	Secondary Traffic	21,548	2%
14	Las Vegas	Mid-West	Secondary Traffic	20,623	1%
15	Las Vegas	Central Prairie	Food Or Kindred Products	19,552	1%
16	Las Vegas	San Francisco/Oakla	Clay, Concrete, Glass Or Stone	19,164	1%
17	Las Vegas	Central Prairie	Primary Metal Products	16,256	1%
18	Rest Of NV North	Los Angeles	Farm Products	15,822	1%
19	Las Vegas	Utah	Secondary Traffic	15,570	1%
20	Rest Of NV North	San Francisco/Oakla	Farm Products	14,646	1%
21	Reno	Central Prairie	Primary Metal Products	14,618	1%
22	Rest Of NV North	Utah	Clay, Concrete, Glass Or Stone	14,319	1%
23	Rest Of NV North	Mid-West	Farm Products	14,242	1%
24	Las Vegas	Mid-West	Lumber Or Wood Products	13,766	1%
25	Las Vegas	Northern Prairie	Apparel Or Related Products	13,583	1%
26	Las Vegas	Los Angeles	Secondary Traffic	13,492	1%
27	Las Vegas	Southwest	Food Or Kindred Products	12,665	1%
28	Las Vegas	Utah	Lumber Or Wood Products	12,353	1%
29	Rest Of NV North	Central Prairie	Primary Metal Products	12,330	1%
30	Las Vegas	Northern Prairie	Food Or Kindred Products	12,218	1%
31	Las Vegas	Southeast	Food Or Kindred Products	11,909	1%
32	Las Vegas	Rest Of Ca	Clay, Concrete, Glass Or Stone	11,399	1%
33	Reno	Mid-West	Rubber Or Misc Plastics	10,813	1%
34	Reno	Central Prairie	Secondary Traffic	10,553	1%
35	Reno	Rest Of Ca	Secondary Traffic	10,353	1%
36	Las Vegas	Southeast	Lumber Or Wood Products	9,540	1%
37	Las Vegas	Mid-West	Rubber Or Misc Plastics	9,507	1%
38	Las Vegas	San Francisco/Oakla	Secondary Traffic	9,491	1%
39	Reno	Los Angeles	Clay, Concrete, Glass Or Stone	9,326	1%
40	Las Vegas	Los Angeles	Food Or Kindred Products	9,322	1%
41	Las Vegas	Oregon	Textile Mill Products	8,815	1%
42	Reno	Northern Prairie	Secondary Traffic	8,368	1%
43	Reno	Central Prairie	Rubber Or Misc Plastics	8,191	1%
44	Las Vegas	Southeast	Chemicals Or Allied Products	7,716	1%
45	Las Vegas	Oregon	Clay, Concrete, Glass Or Stone	7,249	1%
46	Las Vegas	Central Prairie	Rubber Or Misc Plastics	7,217	1%
47	Reno	Oregon	Secondary Traffic	6,496	0%
48	Reno	Southeast	Secondary Traffic	6,473	0%
49	Las Vegas	Oregon	Chemicals Or Allied Products	6,277	0%
50	Reno	Southwest	Secondary Traffic	6,195	0%

76%

Top 50 Outbound Less Than Truck Trade Lanes - 1995

Rank	Origin Region	Destination Region	STCC2 Commodity Groups	1995 Tons	Percent Share
1	Reno	Los Angeles	Misc Manufacturing Products	12,275	5%
2	Reno	Mid-West	Food Or Kindred Products	9,764	4%
3	Reno	Los Angeles	Textile Mill Products	8,151	3%
4	Reno	Southwest	Apparel Or Related Products	8,030	3%
5	Reno	Oregon	Printed Matter	6,925	3%
6	Reno	Utah	Transportation Equipment	6,261	2%
7	Las Vegas	Los Angeles	Misc Manufacturing Products	6,154	2%
8	Rest Of NV North	Mid-West	Food Or Kindred Products	6,049	2%
9	Las Vegas	Los Angeles	Fabricated Metal Products	6,024	2%
10	Reno	Mid-Atlantic	Apparel Or Related Products	5,160	2%
11	Reno	Los Angeles	Printed Matter	4,616	2%
12	Reno	Washington	Machinery	4,549	2%
13	Reno	Mountain States	Primary Metal Products	4,415	2%
14	Reno	Utah	Printed Matter	4,046	2%
15	Reno	Mid-West	Secondary Traffic	4,036	2%
16	Las Vegas	Oregon	Printed Matter	3,686	1%
17	Las Vegas	Washington	Machinery	3,638	1%
18	Reno	Rest Of Ca	Textile Mill Products	3,411	1%
19	Reno	San Francisco/Oakla	Misc Manufacturing Products	3,177	1%
20	Rest Of NV North	Mountain States	Primary Metal Products	3,099	1%
21	Reno	Southeast	Food Or Kindred Products	3,051	1%
22	Reno	San Francisco/Oakla	Textile Mill Products	3,049	1%
23	Las Vegas	San Francisco/Oakla	Fabricated Metal Products	2,706	1%
24	Reno	Idaho	Misc Manufacturing Products	2,685	1%
25	Reno	Rest Of Ca	Misc Manufacturing Products	2,515	1%
26	Rest Of NV North	Mid-West	Electrical Equipment	2,352	1%
27	Reno	Oregon	Primary Metal Products	2,333	1%
28	Rest Of NV North	Washington	Machinery	2,215	1%
29	Reno	Mid-West	Primary Metal Products	2,190	1%
30	Reno	Los Angeles	Secondary Traffic	2,187	1%
31	Reno	San Francisco/Oakla	Printed Matter	2,031	1%
32	Reno	Sacramento Valley	Textile Mill Products	1,979	1%
33	Reno	Los Angeles	Fabricated Metal Products	1,887	1%
34	Rest Of NV North	Southeast	Food Or Kindred Products	1,885	1%
35	Reno	Utah	Secondary Traffic	1,849	1%
36	Las Vegas	San Francisco/Oakla	Misc Manufacturing Products	1,831	1%
37	Reno	Los Angeles	Rubber Or Misc Plastics	1,748	1%
38	Reno	New England	Apparel Or Related Products	1,729	1%
39	Las Vegas	Los Angeles	Chemicals Or Allied Products	1,648	1%
40	Las Vegas	Los Angeles	Rubber Or Misc Plastics	1,647	1%
41	Rest Of NV North	Oregon	Primary Metal Products	1,637	1%
42	Las Vegas	Mid-West	Secondary Traffic	1,565	1%
43	Reno	San Francisco/Oakla	Secondary Traffic	1,539	1%
44	Rest Of NV North	Mid-West	Primary Metal Products	1,529	1%
45	Reno	Southeast	Apparel Or Related Products	1,463	1%
46	Las Vegas	Rest Of Ca	Fabricated Metal Products	1,449	1%
47	Las Vegas	Los Angeles	Clay, Concrete, Glass Or Stone	1,437	1%
48	Reno	Arizona	Secondary Traffic	1,382	1%
49	Reno	Arizona	Primary Metal Products	1,341	0%
50	Reno	Mid-West	Textile Mill Products	1,338	0%

64%

Top 50 Outbound Private Truck Trade Lanes - 1995

Rank	Origin Region	Destination Region	STCC2 Commodity Groups	1995 Tons	Percent Share
1	Las Vegas	Los Angeles	Clay, Concrete, Glass Or Stone	378,823	14%
2	Las Vegas	Utah	Lumber Or Wood Products	232,343	8%
3	Reno	Los Angeles	Secondary Traffic	179,225	7%
4	Las Vegas	San Francisco/Oakla	Clay, Concrete, Glass Or Stone	157,117	6%
5	Reno	Utah	Secondary Traffic	151,529	6%
6	Rest Of NV North	Los Angeles	Clay, Concrete, Glass Or Stone	145,120	5%
7	Reno	San Francisco/Oakla	Secondary Traffic	126,123	5%
8	Las Vegas	Rest Of Ca	Clay, Concrete, Glass Or Stone	97,746	4%
9	Las Vegas	Utah	Clay, Concrete, Glass Or Stone	90,527	3%
10	Rest Of NV North	Utah	Lumber Or Wood Products	89,583	3%
11	Las Vegas	Los Angeles	Food Or Kindred Products	75,868	3%
12	Las Vegas	Los Angeles	Secondary Traffic	69,970	3%
13	Las Vegas	Sacramento Valley	Clay, Concrete, Glass Or Stone	61,169	2%
14	Las Vegas	Utah	Secondary Traffic	59,157	2%
15	Reno	Rest Of Ca	Secondary Traffic	54,846	2%
16	Reno	Los Angeles	Clay, Concrete, Glass Or Stone	52,930	2%
17	Reno	Sacramento Valley	Secondary Traffic	51,683	2%
18	Rest Of NV North	San Francisco/Oakla	Clay, Concrete, Glass Or Stone	50,429	2%
19	Las Vegas	San Francisco/Oakla	Secondary Traffic	49,237	2%
20	Reno	Utah	Lumber Or Wood Products	38,714	1%
21	Rest Of NV North	Utah	Clay, Concrete, Glass Or Stone	31,664	1%
22	Las Vegas	San Francisco/Oakla	Food Or Kindred Products	30,900	1%
23	Rest Of NV North	Rest Of Ca	Clay, Concrete, Glass Or Stone	30,332	1%
24	Las Vegas	Los Angeles	Lumber Or Wood Products	22,266	1%
25	Reno	Los Angeles	Food Or Kindred Products	21,435	1%
26	Las Vegas	Rest Of Ca	Secondary Traffic	21,408	1%
27	Las Vegas	Sacramento Valley	Secondary Traffic	20,171	1%
28	Las Vegas	Rest Of Ca	Food Or Kindred Products	18,661	1%
29	Rest Of NV North	Sacramento Valley	Clay, Concrete, Glass Or Stone	17,357	1%
30	Reno	San Francisco/Oakla	Clay, Concrete, Glass Or Stone	16,321	1%
31	Las Vegas	Sacramento Valley	Food Or Kindred Products	15,395	1%
32	Las Vegas	Los Angeles	Primary Metal Products	14,872	1%
33	Rest Of NV North	Los Angeles	Food Or Kindred Products	13,851	1%
34	Las Vegas	Los Angeles	Chemicals Or Allied Products	12,406	0%
35	Las Vegas	Oregon	Clay, Concrete, Glass Or Stone	11,355	0%
36	Rest Of NV North	Los Angeles	Lumber Or Wood Products	11,298	0%
37	Reno	Utah	Clay, Concrete, Glass Or Stone	10,927	0%
38	Reno	Rest Of Ca	Clay, Concrete, Glass Or Stone	9,733	0%
39	Las Vegas	Utah	Food Or Kindred Products	8,624	0%
40	Las Vegas	Los Angeles	Printed Matter	6,363	0%
41	Reno	San Francisco/Oakla	Food Or Kindred Products	6,323	0%
42	Rest Of NV North	Los Angeles	Petroleum Or Coal Products	6,105	0%
43	Las Vegas	Arizona	Clay, Concrete, Glass Or Stone	5,709	0%
44	Rest Of NV South	Los Angeles	Clay, Concrete, Glass Or Stone	5,347	0%
45	Rest Of NV North	Los Angeles	Farm Products	5,340	0%
46	Las Vegas	Los Angeles	Fabricated Metal Products	5,048	0%
47	Reno	Los Angeles	Lumber Or Wood Products	4,999	0%
48	Reno	Sacramento Valley	Clay, Concrete, Glass Or Stone	4,923	0%
49	Rest Of NV North	San Francisco/Oakla	Farm Products	4,898	0%
50	Reno	Los Angeles	Chemicals Or Allied Products	4,777	0%

95%

Top 50 Outbound Air Trade Lanes - 1995

Rank	Origin Region	Destination Region	STCC2 Commodity Groups	1995 Tons	Percent Share
1	Las Vegas	Mid-West	Mail Or Contract Traffic	1,389	5%
2	Las Vegas	Southwest	Mail Or Contract Traffic	1,267	5%
3	Las Vegas	San Francisco/Oakla	Mail Or Contract Traffic	681	3%
4	Las Vegas	Mid-Atlantic	Mail Or Contract Traffic	676	3%
5	Las Vegas	Los Angeles	Mail Or Contract Traffic	654	3%
6	Las Vegas	Arizona	Mail Or Contract Traffic	614	2%
7	Las Vegas	Mid-Atlantic	Machinery	576	2%
8	Las Vegas	Southwest	Machinery	501	2%
9	Rest Of NV North	Los Angeles	Mail Or Contract Traffic	491	2%
10	Las Vegas	Southeast	Mail Or Contract Traffic	461	2%
11	Las Vegas	Washington	Mail Or Contract Traffic	445	2%
12	Las Vegas	Northern Prairie	Mail Or Contract Traffic	443	2%
13	Las Vegas	Arizona	Machinery	436	2%
14	Rest Of NV North	Washington	Mail Or Contract Traffic	431	2%
15	Las Vegas	Los Angeles	Machinery	409	2%
16	Las Vegas	Mid-West	Machinery	407	2%
17	Las Vegas	Mid-Atlantic	Transportation Equipment	383	2%
18	Las Vegas	Mountain States	Mail Or Contract Traffic	372	1%
19	Las Vegas	Mid-Atlantic	Electrical Equipment	357	1%
20	Rest Of NV North	Southwest	Mail Or Contract Traffic	335	1%
21	Las Vegas	Southwest	Transportation Equipment	334	1%
22	Rest Of NV North	Mountain States	Mail Or Contract Traffic	325	1%
23	Las Vegas	Southeast	Machinery	323	1%
24	Las Vegas	Southwest	Electrical Equipment	312	1%
25	Rest Of NV North	Mid-West	Mail Or Contract Traffic	306	1%
26	Las Vegas	Arizona	Transportation Equipment	292	1%
27	Las Vegas	Los Angeles	Transportation Equipment	274	1%
28	Las Vegas	Mid-West	Transportation Equipment	273	1%
29	Las Vegas	Arizona	Electrical Equipment	272	1%
30	Las Vegas	Oregon	Mail Or Contract Traffic	270	1%
31	Las Vegas	Los Angeles	Electrical Equipment	256	1%
32	Las Vegas	Rest Of Ca	Mail Or Contract Traffic	255	1%
33	Las Vegas	Mid-West	Electrical Equipment	253	1%
34	Rest Of NV North	Utah	Mail Or Contract Traffic	242	1%
35	Las Vegas	Mid-Atlantic	Printed Matter	231	1%
36	Las Vegas	Central Prairie	Mail Or Contract Traffic	226	1%
37	Las Vegas	Southeast	Transportation Equipment	213	1%
38	Rest Of NV North	Arizona	Mail Or Contract Traffic	202	1%
39	Las Vegas	Southwest	Printed Matter	202	1%
40	Las Vegas	Southeast	Electrical Equipment	198	1%
41	Rest Of NV North	Northern Prairie	Mail Or Contract Traffic	187	1%
42	Las Vegas	Arizona	Printed Matter	176	1%
43	Las Vegas	Los Angeles	Printed Matter	165	1%
44	Las Vegas	Mid-West	Printed Matter	165	1%
45	Las Vegas	San Francisco/Oakla	Machinery	156	1%
46	Las Vegas	Sacramento Valley	Mail Or Contract Traffic	155	1%
47	Las Vegas	Utah	Mail Or Contract Traffic	151	1%
48	Rest Of NV North	Oregon	Mail Or Contract Traffic	136	1%
49	Las Vegas	New England	Mail Or Contract Traffic	130	1%
50	Las Vegas	Southeast	Printed Matter	128	1%

Top 50 Inbound Rail Car Trade Lanes - 1995

Rank	Origin Region	Destination Region	STCC2 Commodity Groups	1995 Tons	Percent Share
1	Utah	Las Vegas	Coal	1,836,026	35%
2	Utah	Rest Of NV North	Coal	750,540	14%
3	Mountain States	Rest Of NV North	Coal	356,250	7%
4	Utah	Las Vegas	Chemicals Or Allied Products	231,172	4%
5	Utah	Las Vegas	Clay, Concrete,Glass Or Stone	147,828	3%
6	Mountain States	Rest Of NV North	Chemicals Or Allied Products	134,920	3%
7	Mountain States	Las Vegas	Petroleum Or Coal Products	116,596	2%
8	Utah	Rest Of NV North	Clay, Concrete,Glass Or Stone	105,744	2%
9	Arizona	Rest Of NV North	Chemicals Or Allied Products	105,600	2%
10	Utah	Rest Of NV North	Chemicals Or Allied Products	104,204	2%
11	Oregon	Las Vegas	Lumber Or Wood Products	86,720	2%
12	Mountain States	Reno	Petroleum Or Coal Products	72,596	1%
13	Central Prairie	Las Vegas	Chemicals Or Allied Products	72,520	1%
14	Idaho	Las Vegas	Lumber Or Wood Products	63,600	1%
15	Idaho	Rest Of NV North	Clay, Concrete,Glass Or Stone	59,772	1%
16	Rest Of Ca	Reno	Clay, Concrete,Glass Or Stone	58,272	1%
17	Mountain States	Las Vegas	Chemicals Or Allied Products	56,000	1%
18	Southwest	Rest Of NV North	Chemicals Or Allied Products	55,560	1%
19	Central Prairie	Rest Of NV North	Farm Products	53,148	1%
20	Mountain States	Rest Of NV North	Petroleum Or Coal Products	38,960	1%
21	Southwest	Reno	Chemicals Or Allied Products	38,760	1%
22	Southwest	Las Vegas	Chemicals Or Allied Products	37,880	1%
23	Southwest	Reno	Food Or Kindred Products	36,480	1%
24	San Francisco/Oakland	Rest Of NV North	Chemicals Or Allied Products	36,240	1%
25	Mid-West	Reno	Food Or Kindred Products	32,600	1%
26	Southwest	Las Vegas	Metallic Ores	30,972	1%
27	Central Prairie	Las Vegas	Food Or Kindred Products	26,280	0%
28	Los Angeles	Rest Of NV North	Petroleum Or Coal Products	20,980	0%
29	San Francisco/Oakland	Rest Of NV North	Petroleum Or Coal Products	20,520	0%
30	Utah	Las Vegas	Waste Or Scrap Materials	20,160	0%
31	Washington	Las Vegas	Pulp, Paper Or Allied Products	19,920	0%
32	Rest Of Ca	Rest Of NV North	Petroleum Or Coal Products	19,896	0%
33	Southeast	Rest Of NV South	Ordnance Or Accessories	19,120	0%
34	Mid-West	Reno	Transportation Equipment	18,120	0%
35	Utah	Las Vegas	Primary Metal Products	17,400	0%
36	Central Prairie	Reno	Food Or Kindred Products	17,080	0%
37	Central Prairie	Las Vegas	Transportation Equipment	16,640	0%
38	Washington	Las Vegas	Lumber Or Wood Products	15,720	0%
39	Mountain States	Las Vegas	Food Or Kindred Products	15,000	0%
40	Southwest	Reno	Primary Metal Products	13,528	0%
41	Mountain States	Rest Of NV North	Waste Or Scrap Materials	12,040	0%
42	Southwest	Rest Of NV North	Petroleum Or Coal Products	11,960	0%
43	Mid-West	Las Vegas	Transportation Equipment	11,920	0%
44	San Francisco/Oakland	Rest Of NV South	Ordnance Or Accessories	11,864	0%
45	Central Prairie	Reno	Chemicals Or Allied Products	11,084	0%
46	Washington	Las Vegas	Chemicals Or Allied Products	10,600	0%
47	Southwest	Las Vegas	Lumber Or Wood Products	9,840	0%
48	Southeast	Reno	Pulp, Paper Or Allied Products	9,320	0%
49	Rest Of Ca	Reno	Pulp, Paper Or Allied Products	9,040	0%
50	Central Prairie	Reno	Petroleum Or Coal Products	8,284	0%

96%

Top 50 Inbound Rail Intermodal Trade Lanes - 1995

Rank	Origin Region	Destination Region	STCC2 Commodity Groups	1995 Tons	Percent Share
1	Mid-West	Reno	Misc Mixed Shipments	70,480	23%
2	Mid-West	Reno	Transportation Equipment	17,040	6%
3	Central Prairie	Reno	Misc Mixed Shipments	15,760	5%
4	Southeast	Reno	Misc Mixed Shipments	15,200	5%
5	Mid-West	Reno	Rubber Or Misc Plastics	14,320	5%
6	Mid-West	Las Vegas	Misc Mixed Shipments	13,880	5%
7	Mid-West	Reno	Food Or Kindred Products	10,960	4%
8	Central Prairie	Las Vegas	Misc Mixed Shipments	10,480	3%
9	Southeast	Reno	Machinery	10,240	3%
10	Mid-West	Reno	Small Packaged Freight Shipments	9,360	3%
11	Central Prairie	Reno	Food Or Kindred Products	8,000	3%
12	Southeast	Reno	Rubber Or Misc Plastics	7,960	3%
13	Mid-West	Reno	Misc Manufacturing Products	7,280	2%
14	Southeast	Reno	Electrical Equipment	6,320	2%
15	Southwest	Reno	Misc Mixed Shipments	5,160	2%
16	Mid-West	Reno	Furniture Or Fixtures	4,360	1%
17	Mid-West	Reno	Apparel Or Related Products	4,240	1%
18	Mid-West	Las Vegas	Rubber Or Misc Plastics	4,120	1%
19	Mountain States	Las Vegas	Printed Matter	3,680	1%
20	Southwest	Reno	Petroleum Or Coal Products	3,520	1%
21	Mid-West	Reno	Freight Forwarder Traffic	3,400	1%
22	Mid-West	Reno	Chemicals Or Allied Products	3,200	1%
23	Mid-West	Reno	Pulp, Paper Or Allied Products	3,040	1%
24	Northern Prairie	Reno	Misc Mixed Shipments	2,960	1%
25	Mountain States	Reno	Misc Mixed Shipments	2,600	1%
26	Mid-West	Reno	Fabricated Metal Products	2,440	1%
27	Southeast	Reno	Apparel Or Related Products	2,080	1%
28	Central Prairie	Reno	Instrum, Photo Equip, Optical Eq	2,040	1%
29	Mid-West	Reno	Machinery	1,960	1%
30	Central Prairie	Reno	Small Packaged Freight Shipments	1,880	1%
31	Mid-West	Reno	Petroleum Or Coal Products	1,840	1%
32	New England	Reno	Misc Mixed Shipments	1,800	1%
33	Los Angeles	Las Vegas	Mail Or Contract Traffic	1,760	1%
34	Mid-West	Las Vegas	Food Or Kindred Products	1,680	1%
35	Southeast	Las Vegas	Misc Mixed Shipments	1,680	1%
36	Central Prairie	Reno	Petroleum Or Coal Products	1,680	1%
37	Arizona	Reno	Transportation Equipment	1,640	1%
38	Utah	Rest Of NV South	Shipping Containers	1,600	1%
39	Mid-West	Reno	Electrical Equipment	1,600	1%
40	Southeast	Reno	Misc Manufacturing Products	1,480	0%
41	Utah	Reno	Misc Mixed Shipments	1,400	0%
42	Sacramento Valley	Reno	Transportation Equipment	1,400	0%
43	Southwest	Reno	Rubber Or Misc Plastics	1,360	0%
44	Mid-West	Las Vegas	Transportation Equipment	1,200	0%
45	Central Prairie	Reno	Apparel Or Related Products	1,120	0%
46	Southeast	Reno	Transportation Equipment	1,040	0%
47	Mid-West	Las Vegas	Small Packaged Freight Shipments	960	0%
48	Southwest	Reno	Clay, Concrete, Glass Or Stone	960	0%
49	Southeast	Reno	Furniture Or Fixtures	920	0%
50	Southwest	Las Vegas	Pulp, Paper Or Allied Products	920	0%

96%

Top 50 Inbound Truck Load Trade Lanes - 1995

Rank	Origin Region	Destination Region	STCC2 Commodity Groups	1995 Tons	Percent Share
1	Arizona	Las Vegas	Food Or Kindred Products	272,840	7%
2	Southwest	Las Vegas	Pulp, Paper Or Allied Products	130,764	3%
3	Arizona	Las Vegas	Secondary Traffic	97,772	2%
4	Oregon	Las Vegas	Lumber Or Wood Products	95,808	2%
5	Idaho	Las Vegas	Food Or Kindred Products	85,339	2%
6	Los Angeles	Las Vegas	Misc Manufacturing Products	84,734	2%
7	Arizona	Reno	Food Or Kindred Products	81,940	2%
8	Sacramento Valley	Reno	Secondary Traffic	78,046	2%
9	Arizona	Las Vegas	Transportation Equipment	76,889	2%
10	Mid-West	Las Vegas	Chemicals Or Allied Products	73,090	2%
11	Los Angeles	Las Vegas	Fabricated Metal Products	72,788	2%
12	Northern Prairie	Las Vegas	Food Or Kindred Products	59,861	1%
13	Mid-West	Las Vegas	Clay, Concrete, Glass Or Stone	58,660	1%
14	Los Angeles	Las Vegas	Food Or Kindred Products	57,563	1%
15	Mid-West	Las Vegas	Rubber Or Misc Plastics	57,384	1%
16	Arizona	Rest Of NV North	Secondary Traffic	57,146	1%
17	San Francisco/Oakland	Las Vegas	Food Or Kindred Products	56,204	1%
18	Utah	Las Vegas	Coal	51,848	1%
19	Arizona	Las Vegas	Petroleum Or Coal Products	51,320	1%
20	Los Angeles	Las Vegas	Secondary Traffic	50,411	1%
21	Arizona	Rest Of NV North	Food Or Kindred Products	46,693	1%
22	Southwest	Reno	Pulp, Paper Or Allied Products	41,385	1%
23	Sacramento Valley	Las Vegas	Food Or Kindred Products	40,942	1%
24	Oregon	Las Vegas	Chemicals Or Allied Products	40,070	1%
25	Mid-West	Las Vegas	Secondary Traffic	39,716	1%
26	Southwest	Las Vegas	Food Or Kindred Products	39,062	1%
27	San Francisco/Oakland	Reno	Secondary Traffic	38,763	1%
28	Arizona	Reno	Secondary Traffic	36,496	1%
29	Mid-West	Las Vegas	Printed Matter	35,483	1%
30	Mid-West	Las Vegas	Primary Metal Products	34,985	1%
31	Rest Of Ca	Las Vegas	Misc Manufacturing Products	34,190	1%
32	Mid-West	Las Vegas	Fabricated Metal Products	32,036	1%
33	Utah	Rest Of NV North	Coal	31,067	1%
34	Southeast	Las Vegas	Rubber Or Misc Plastics	30,809	1%
35	Arizona	Reno	Transportation Equipment	30,779	1%
36	San Francisco/Oakland	Las Vegas	Misc Manufacturing Products	30,490	1%
37	Los Angeles	Rest Of NV North	Secondary Traffic	30,189	1%
38	Los Angeles	Reno	Misc Manufacturing Products	29,579	1%
39	Mid-Atlantic	Las Vegas	Primary Metal Products	29,064	1%
40	Southeast	Las Vegas	Chemicals Or Allied Products	28,547	1%
41	San Francisco/Oakland	Las Vegas	Secondary Traffic	27,768	1%
42	San Francisco/Oakland	Las Vegas	Petroleum Or Coal Products	27,738	1%
43	San Francisco/Oakland	Las Vegas	Fabricated Metal Products	27,528	1%
44	Los Angeles	Las Vegas	Petroleum Or Coal Products	27,105	1%
45	Arizona	Rest Of NV North	Petroleum Or Coal Products	26,490	1%
46	Los Angeles	Reno	Fabricated Metal Products	26,184	1%
47	Arizona	Rest Of NV North	Transportation Equipment	24,881	1%
48	New England	Las Vegas	Pulp, Paper Or Allied Products	24,531	1%
49	Oregon	Las Vegas	Pulp, Paper Or Allied Products	24,529	1%
50	Idaho	Reno	Food Or Kindred Products	24,060	1%

64%

Top 50 Inbound Less Than Truck Trade Lanes - 1995

Rank	Origin Region	Destination Region	STCC2 Commodity Groups	1995 Tons	Percent Share
1	Los Angeles	Las Vegas	Fabricated Metal Products	7,259	2%
2	Los Angeles	Las Vegas	Primary Metal Products	6,991	2%
3	Arizona	Las Vegas	Secondary Traffic	6,009	2%
4	Southwest	Las Vegas	Machinery	5,672	2%
5	Arizona	Las Vegas	Transportation Equipment	5,279	2%
6	Los Angeles	Reno	Primary Metal Products	5,122	2%
7	Los Angeles	Las Vegas	Electrical Equipment	3,766	1%
8	Los Angeles	Reno	Fabricated Metal Products	3,612	1%
9	Arizona	Rest Of NV North	Secondary Traffic	3,601	1%
10	San Francisco/Oakland	Las Vegas	Electrical Equipment	3,496	1%
11	Washington	Las Vegas	Food Or Kindred Products	3,446	1%
12	Utah	Las Vegas	Transportation Equipment	3,233	1%
13	Mid-West	Reno	Primary Metal Products	3,220	1%
14	Los Angeles	Las Vegas	Secondary Traffic	3,184	1%
15	Los Angeles	Las Vegas	Chemicals Or Allied Products	2,911	1%
16	Southeast	Las Vegas	Textile Mill Products	2,789	1%
17	Los Angeles	Las Vegas	Rubber Or Misc Plastics	2,670	1%
18	Los Angeles	Las Vegas	Furniture Or Fixtures	2,645	1%
19	Idaho	Las Vegas	Food Or Kindred Products	2,630	1%
20	Washington	Reno	Food Or Kindred Products	2,514	1%
21	Central Prairie	Las Vegas	Pulp, Paper Or Allied Products	2,373	1%
22	Mid-Atlantic	Las Vegas	Chemicals Or Allied Products	2,333	1%
23	San Francisco/Oakland	Las Vegas	Fabricated Metal Products	2,333	1%
24	Southwest	Reno	Machinery	2,325	1%
25	Arizona	Reno	Secondary Traffic	2,299	1%
26	Sacramento Valley	Las Vegas	Food Or Kindred Products	2,156	1%
27	Mid-West	Las Vegas	Fabricated Metal Products	1,938	1%
28	Los Angeles	Rest Of NV North	Secondary Traffic	1,908	1%
29	Southeast	Las Vegas	Rubber Or Misc Plastics	1,892	1%
30	Central Prairie	Las Vegas	Rubber Or Misc Plastics	1,833	1%
31	San Francisco/Oakland	Las Vegas	Primary Metal Products	1,808	1%
32	Los Angeles	Las Vegas	Food Or Kindred Products	1,795	1%
33	San Francisco/Oakland	Las Vegas	Secondary Traffic	1,754	1%
34	Mid-West	Las Vegas	Machinery	1,712	1%
35	Southeast	Las Vegas	Fabricated Metal Products	1,712	1%
36	Southwest	Rest Of NV North	Primary Metal Products	1,710	1%
37	Oregon	Las Vegas	Chemicals Or Allied Products	1,682	1%
38	Mid-West	Las Vegas	Primary Metal Products	1,677	1%
39	Southeast	Las Vegas	Machinery	1,616	1%
40	Los Angeles	Reno	Electrical Equipment	1,573	1%
41	Los Angeles	Las Vegas	Transportation Equipment	1,513	0%
42	Northern Prairie	Las Vegas	Food Or Kindred Products	1,511	0%
43	Southwest	Las Vegas	Transportation Equipment	1,508	0%
44	Southwest	Las Vegas	Apparel Or Related Products	1,504	0%
45	Southwest	Las Vegas	Chemicals Or Allied Products	1,502	0%
46	Southwest	Las Vegas	Lumber Or Wood Products	1,489	0%
47	Southeast	Las Vegas	Apparel Or Related Products	1,486	0%
48	Southeast	Las Vegas	Lumber Or Wood Products	1,484	0%
49	Central Prairie	Rest Of NV North	Pulp, Paper Or Allied Products	1,480	0%
50	Southeast	Las Vegas	Furniture Or Fixtures	1,437	0%

43%

Top 50 Inbound Private Truck Trade Lanes - 1995

Rank	Origin Region	Destination Region	STCC2 Commodity Groups	1995 Tons	Percent Share
1	Arizona	Las Vegas	Food Or Kindred Products	653,101	18%
2	Arizona	Reno	Food Or Kindred Products	201,246	6%
3	Los Angeles	Las Vegas	Food Or Kindred Products	196,154	5%
4	San Francisco/Oakland	Las Vegas	Food Or Kindred Products	182,949	5%
5	Arizona	Las Vegas	Secondary Traffic	165,671	5%
6	Los Angeles	Las Vegas	Clay, Concrete, Glass Or Stone	155,800	4%
7	Sacramento Valley	Las Vegas	Food Or Kindred Products	133,561	4%
8	Arizona	Rest Of NV North	Food Or Kindred Products	117,859	3%
9	Arizona	Rest Of NV North	Secondary Traffic	99,274	3%
10	Los Angeles	Las Vegas	Secondary Traffic	87,810	2%
11	Rest Of Ca	Las Vegas	Food Or Kindred Products	72,543	2%
12	Arizona	Reno	Secondary Traffic	63,378	2%
13	Los Angeles	Reno	Food Or Kindred Products	57,129	2%
14	Los Angeles	Rest Of NV North	Secondary Traffic	52,609	1%
15	San Francisco/Oakland	Las Vegas	Clay, Concrete, Glass Or Stone	52,095	1%
16	Los Angeles	Reno	Clay, Concrete, Glass Or Stone	48,774	1%
17	San Francisco/Oakland	Las Vegas	Secondary Traffic	48,368	1%
18	San Francisco/Oakland	Reno	Food Or Kindred Products	47,538	1%
19	Los Angeles	Rest Of NV North	Clay, Concrete, Glass Or Stone	44,720	1%
20	Rest Of Ca	Las Vegas	Clay, Concrete, Glass Or Stone	41,370	1%
21	Sacramento Valley	Reno	Food Or Kindred Products	35,278	1%
22	Sacramento Valley	Las Vegas	Clay, Concrete, Glass Or Stone	34,828	1%
23	Los Angeles	Reno	Secondary Traffic	33,592	1%
24	Los Angeles	Rest Of NV North	Food Or Kindred Products	30,820	1%
25	Rest Of Ca	Las Vegas	Lumber Or Wood Products	29,789	1%
26	San Francisco/Oakland	Rest Of NV North	Secondary Traffic	28,945	1%
27	Arizona	Las Vegas	Clay, Concrete, Glass Or Stone	25,717	1%
28	San Francisco/Oakland	Las Vegas	Petroleum Or Coal Products	25,499	1%
29	Los Angeles	Las Vegas	Petroleum Or Coal Products	24,865	1%
30	Los Angeles	Las Vegas	Lumber Or Wood Products	24,268	1%
31	Oregon	Las Vegas	Lumber Or Wood Products	22,811	1%
32	Sacramento Valley	Las Vegas	Secondary Traffic	22,576	1%
33	Sacramento Valley	Las Vegas	Lumber Or Wood Products	20,582	1%
34	Arizona	Rest Of NV South	Food Or Kindred Products	20,394	1%
35	San Francisco/Oakland	Rest Of NV North	Food Or Kindred Products	20,056	1%
36	Rest Of Ca	Las Vegas	Secondary Traffic	18,950	1%
37	San Francisco/Oakland	Reno	Secondary Traffic	18,498	1%
38	Rest Of Ca	Reno	Food Or Kindred Products	17,638	0%
39	Utah	Las Vegas	Pulp, Paper Or Allied Products	16,925	0%
40	San Francisco/Oakland	Las Vegas	Lumber Or Wood Products	16,412	0%
41	Idaho	Las Vegas	Food Or Kindred Products	15,861	0%
42	Los Angeles	Las Vegas	Fabricated Metal Products	15,613	0%
43	Sacramento Valley	Rest Of NV North	Food Or Kindred Products	15,534	0%
44	Sacramento Valley	Rest Of NV North	Secondary Traffic	13,484	0%
45	San Francisco/Oakland	Reno	Clay, Concrete, Glass Or Stone	12,708	0%
46	Los Angeles	Rest Of NV North	Petroleum Or Coal Products	12,589	0%
47	San Francisco/Oakland	Rest Of NV North	Petroleum Or Coal Products	12,328	0%
48	Mid-Atlantic	Las Vegas	Clay, Concrete, Glass Or Stone	12,197	0%
49	Southwest	Las Vegas	Machinery	12,162	0%
50	Rest Of Ca	Rest Of NV North	Secondary Traffic	11,315	0%

88%

Top 50 Inbound Air Trade Lanes - 1995

Rank	Origin Region	Destination Region	STCC2 Commodity Groups	1995 Tons	Percent Share
1	Mid-West	Las Vegas	Mail Or Contract Traffic	3,268	5%
2	Mid-Atlantic	Las Vegas	Mail Or Contract Traffic	2,615	4%
3	Southwest	Las Vegas	Mail Or Contract Traffic	1,978	3%
4	Mid-West	Las Vegas	Transportation Equipment	1,832	3%
5	Mid-West	Las Vegas	Chemicals Or Allied Products	1,622	3%
6	Southeast	Las Vegas	Mail Or Contract Traffic	1,616	3%
7	San Francisco/Oakland	Las Vegas	Machinery	1,172	2%
8	Mid-Atlantic	Las Vegas	Chemicals Or Allied Products	1,143	2%
9	Los Angeles	Las Vegas	Mail Or Contract Traffic	1,139	2%
10	Arizona	Las Vegas	Mail Or Contract Traffic	1,098	2%
11	Mid-West	Las Vegas	Machinery	989	2%
12	Mid-West	Las Vegas	Electrical Equipment	957	2%
13	Central Prairie	Las Vegas	Mail Or Contract Traffic	864	1%
14	San Francisco/Oakland	Las Vegas	Mail Or Contract Traffic	836	1%
15	Mid-Atlantic	Las Vegas	Machinery	808	1%
16	Arizona	Las Vegas	Chemicals Or Allied Products	806	1%
17	Southeast	Las Vegas	Machinery	765	1%
18	Los Angeles	Rest Of NV North	Mail Or Contract Traffic	760	1%
19	Mid-West	Las Vegas	Printed Matter	758	1%
20	Southwest	Las Vegas	Machinery	751	1%
21	Los Angeles	Las Vegas	Printed Matter	741	1%
22	San Francisco/Oakland	Rest Of NV North	Machinery	731	1%
23	Washington	Las Vegas	Mail Or Contract Traffic	698	1%
24	Mid-Atlantic	Las Vegas	Electrical Equipment	639	1%
25	Los Angeles	Las Vegas	Transportation Equipment	625	1%
26	Mountain States	Las Vegas	Mail Or Contract Traffic	616	1%
27	Mid-Atlantic	Las Vegas	Transportation Equipment	590	1%
28	Sacramento Valley	Las Vegas	Mail Or Contract Traffic	539	1%
29	Northern Prairie	Las Vegas	Mail Or Contract Traffic	533	1%
30	Southwest	Las Vegas	Electrical Equipment	520	1%
31	Central Prairie	Las Vegas	Machinery	505	1%
32	Oregon	Las Vegas	Mail Or Contract Traffic	503	1%
33	Arizona	Las Vegas	Electrical Equipment	489	1%
34	Southeast	Las Vegas	Transportation Equipment	478	1%
35	Northern Prairie	Las Vegas	Machinery	471	1%
36	San Francisco/Oakland	Las Vegas	Chemicals Or Allied Products	466	1%
37	Southwest	Las Vegas	Transportation Equipment	461	1%
38	Central Prairie	Las Vegas	Transportation Equipment	452	1%
39	Utah	Las Vegas	Mail Or Contract Traffic	439	1%
40	Southeast	Las Vegas	Electrical Equipment	386	1%
41	Arizona	Rest Of NV North	Mail Or Contract Traffic	385	1%
42	Mid-West	Las Vegas	Instrum, Photo Equip, Optical Eq	362	1%
43	Los Angeles	Las Vegas	Pulp, Paper Or Allied Products	357	1%
44	Los Angeles	Las Vegas	Electrical Equipment	338	1%
45	Rest Of Ca	Las Vegas	Mail Or Contract Traffic	332	1%
46	Southeast	Las Vegas	Chemicals Or Allied Products	325	1%
47	Utah	Rest Of NV North	Mail Or Contract Traffic	307	1%
48	Los Angeles	Las Vegas	Food Or Kindred Products	307	1%
49	Arizona	Las Vegas	Machinery	300	1%
50	Southwest	Las Vegas	Chemicals Or Allied Products	296	0%

67%

Appendix J
1995 TRADING PARTNER DETAIL
DESCRIPTION AND TABLES

Appendix J TRADING PARTNER DETAIL

UTAH

Based on 1995 data, Utah is Nevada's largest trading partner, accounting for over 20 percent of Nevada's external commodity freight flows. Nevada exported 1.07 million tons to Utah while importing 3.4 million tons from Utah in 1995.

Of Nevada's exports to Utah, 36 percent was lumber and wood products, specifically primary forest materials, lumber and dimension stock and structural wood products.

Another 30 percent of Nevada's exports to Utah was clay, concrete, glass or stone, primarily gypsum products, Portland cement, lime or lime plaster and concrete products.

Twenty-five percent of Nevada's exports to Utah was in the form of secondary traffic. Secondary traffic are distribution-related flows from warehouse and distribution centers to retailers/distributors, as well as rail intermodal truck drayage and air freight truck drayage. These are typically merchandise or late stage industrial products and components.

Inbound commodity freight flows from Utah were dominated by coal tonnage of over 2.6 million tons, about 75 percent of Utah's inbound flows to Nevada. This was all bituminous coal conceivably for utility plants.

Chemicals and allied products such as chemical preparations, industrial inorganic chemicals, potassium or sodium compounds and fertilizers accounted for 337 thousand tons, or 10 percent of total inbounds from Utah.

Another leading inbound in terms of tonnage was clay, concrete, glass or stone, primarily Portland cement and lime plaster. This sector accounted for 7.5 percent with 258 thousand tons of Nevada's inbounds from Utah.

The following two tables show Nevada's freight trade tonnages with Utah, by commodity and Nevada data region.

Exhibit J-1
NEVADA EXPORTS TO UTAH
Tons

1995 Outbound Flows To: Commodity	Utah				Utah Total
	Las Vegas	Reno	Rest Of NV North	Rest Of NV South	
Apparel Or Related Products	67	636	49	21	774
Chemicals Or Allied Products	15,306	1,212	55		16,572
Clay, Concrete, Glass Or Stone	155,056	15,869	145,226	1,140	317,291
Electrical Equipment	174	371	65		610
Fabricated Metal Products	810	473	404	3,760	5,447
Farm Products			4,528		4,528
Food Or Kindred Products	10,017	3,215	1,829	310	15,370
Freight Forwarder Traffic				920	920
Furniture Or Fixtures	127				127
Instrum, Photo Equip, Optical Eq	53		15		69
Leather Or Leather Products					
Lumber Or Wood Products	244,696	40,770	94,348		379,814
Machinery	109	8	89	0	206
Mail Or Contract Traffic	151		242	0	393
Misc Freight Shipments	1,600	1,600			3,200
Misc Manufacturing Products	36	55	0		90
Misc Mixed Shipments		3,480			3,480
Nonmetallic Minerals					
Ordnance Or Accessories					
Petroleum Or Coal Products	0		9	1	10
Primary Metal Products	0	835	586		1,421
Printed Matter	677	4,072	334	8	5,091
Pulp, Paper Or Allied Products	46	8			54
Rubber Or Misc Plastics	46	22	14		82
Secondary Traffic	75,448	182,596	67		258,111
Shipping Containers					
Small Packaged Freight Shipments					
Textile Mill Products	2,477	1,185			3,662
Tobacco Products					
Transportation Equipment	1,029	6,876	1,122		9,026
Waste Or Scrap Materials	38,664	3,920			42,584
Forest Products					
Grand Total	546,590	267,201	248,983	6,161	1,068,935

Appendix J: 1995 Trading Partner Detail – Description and Tables

Exhibit J-2
NEVADA IMPORTS FROM UTAH
Tons

1995 Inbound Flows From: Commodity	Utah				Utah Total
	Las Vegas	Reno	Rest Of NV North	Rest Of NV South	
Apparel Or Related Products	37	3	0		40
Chemicals Or Allied Products	232,513	27	104,315	2	336,858
Clay, Concrete, Glass Or Stone	151,624	397	106,070		258,091
Coal	1,887,874	19,836	781,607	251	2,689,568
Electrical Equipment	177	1	68		245
Fabricated Metal Products	347	16	3	2	367
Farm Products	4,336	2,646			6,982
Food Or Kindred Products	270	2,212	36	1	2,518
Freight Forwarder Traffic					
Fresh Fish Or Marine Products					
Furniture Or Fixtures	139	28	10		177
Instrum, Photo Equip, Optical Eq	120	0	42		161
Leather Or Leather Products	9		3		12
Lumber Or Wood Products	5,146	299	183		5,628
Machinery	106	16	35		157
Mail Or Contract Traffic	439		307		747
Metallic Ores					
Misc Freight Shipments					
Misc Manufacturing Products	207	36	26		270
Misc Mixed Shipments		1,400			1,400
Nonmetallic Minerals					
Ordnance Or Accessories					
Petroleum Or Coal Products	576	5,288	106		5,971
Primary Metal Products	19,354	538	359	19	20,271
Printed Matter	104	1	31		136
Pulp, Paper Or Allied Products	19,987	4,771	1,090	18	25,866
Rubber Or Misc Plastics	53	16	5	0	75
Secondary Traffic	10,426	3,195	4,934	425	18,979
Shipper Association Traffic					
Shipping Containers				1,600	1,600
Small Packaged Freight Shipments					
Textile Mill Products	12		5		16
Tobacco Products					
Transportation Equipment	3,443	209	185	7	3,844
Waste Or Scrap Materials	20,160				20,160
Grand Total	2,357,458	40,935	999,422	2,325	3,400,139

LOS ANGELES

Nevada's second largest commodity freight trading partner is the Los Angeles metro area. In 1995, over 1.85 million outbound commodity tons flowed from Nevada to Los Angeles, compared to 1.53 million tons inbound, a total of 3.6 million tons, and 16 percent of Nevada's total 1995 external tonnage flows.

The leading export sector was clay, concrete, glass or stone, primarily wet ready-mix concrete, Portland cement and concrete products, with over 705 thousand tons, 38 percent of Nevada's exports to Los Angeles. The second leading sector was nonmetallic minerals, primarily gravel and sand, with over 306 thousand tons, 16.5 percent in 1995. The third leading sector was secondary traffic with over 300 thousand tons, 16 percent. This was predominantly warehouse and distribution traffic, as well as some air freight drayage.

Another key export sector was chemicals and allied, with over 182 thousand tons, 10 percent. These exports consisted mostly of potassium or sodium compounds, as well as fertilizers, industrial inorganic chemicals, paints, and lacquers.

Food and kindred products, mostly prepared or canned feed, ice, liquors, pickled fruits or vegetables, ice cream, marine fats and oils, as well as bread and bakery products, is another key export sector to Los Angeles, with over 129 thousand tons, 7 percent.

Other key export sectors were fabricated metal products, farm products, lumber and wood products, printed matter, primary metal products and textile mill products.

Inbound flows from Los Angeles were as diversified as the outbounds.

Food and kindred products, in this case primarily soft drinks, wine and spirits, sugars, malt liquors, margarine and/or shortening, pickled fruits and vegetables, flavoring extracts, flour and grain mill products, canned specialties, processed fish and milled rice and flour products, were the leading inbounds from Los Angeles with 371 thousand tons, 25 percent.

The second inbound sector was secondary traffic, primarily warehouse and distribution traffic and some rail intermodal drayage, with 282 thousand tons, 18 percent. Clay, concrete, glass or stone, primarily Portland cement, gypsum products and clay, brick or tile, was the third leading inbound sector with 274 thousand tons, 18 percent.

Fabricated metal products from Los Angeles are a key inbound, with over 156 thousand tons, 10 percent. These inbounds included sheet metal products, structural products, metal work and general fabricated metal products.

As a group, miscellaneous manufactured products showed high as an inbound, with 136 thousand tons, 9 percent. These included mostly sporting or athletic goods and some signs or advertising displays.

Appendix J: 1995 Trading Partner Detail – Description and Tables

The last group worth mentioning are refined petroleum inbounds, with over 117 thousand tons, 7.5 percent.

The following two tables show Nevada's freight tonnages traded with Los Angeles, by commodity sector and Nevada data region.

**Exhibit J-3
NEVADA EXPORTS TO LOS ANGELES
Tons**

Appendix J: 1995 Trading Partner Detail – Description and Tables

1995 Outbound Flows To:	Los Angeles				Los Angeles Total
	Las Vegas	Reno	Rest Of NV North	Rest Of NV South	
Apparel Or Related Products	66	1,202	174		1,441
Chemicals Or Allied Products	166,832	7,021	8,608	1	182,462
Clay, Concrete, Glass Or Stone	467,122	62,270	169,444	6,173	705,009
Electrical Equipment	841	95	432		1,368
Fabricated Metal Products	13,237	8,134	6,425	10	27,807
Farm Products			26,202		26,202
Food Or Kindred Products	85,370	24,405	15,478	4,307	129,559
Freight Forwarder Traffic					
Furniture Or Fixtures	90	4	0		94
Instrum, Photo Equip, Optical Eq	294	0	19		313
Leather Or Leather Products	1	0			1
Lumber Or Wood Products	25,452	5,566	12,604		43,621
Machinery	5,479	2,136	3,293	7	10,914
Mail Or Contract Traffic	654		491	1	1,145
Misc Freight Shipments					
Misc Manufacturing Products	7,792	13,652	442	7	21,893
Misc Mixed Shipments		2,320			2,320
Nonmetallic Minerals	321,812				321,812
Ordnance Or Accessories					
Petroleum Or Coal Products	0	3	8,135	14	8,152
Primary Metal Products	14,951	3,560	3,282		21,794
Printed Matter	8,485	8,941	1,417	54	18,897
Pulp, Paper Or Allied Products	3,305	2,205	105		5,616
Rubber Or Misc Plastics	2,119	2,142	743	2	5,006
Secondary Traffic	84,316	215,981	206	2	300,505
Shipping Containers	480				480
Small Packaged Freight Shipments					
Textile Mill Products	7,194	11,734			18,928
Tobacco Products					
Transportation Equipment	372	212	297		882
Waste Or Scrap Materials			3,720		3,720
Forest Products					
Grand Total	1,216,263	371,584	261,516	10,579	1,859,943

**Exhibit J-4
NEVADA IMPORTS FROM LOS ANGELES
Tons**

Appendix J: 1995 Trading Partner Detail – Description and Tables

1995 Inbound Flows From: Commodity	Los Angeles				Los Angeles Total
	Las Vegas	Reno	Rest Of NV North	Rest Of NV South	
Apparel Or Related Products	1,031	322	44		1,397
Chemicals Or Allied Products	15,640	8,363	1,119	3	25,125
Clay, Concrete, Glass Or Stone	172,151	52,107	46,930	3,004	274,193
Coal					
Electrical Equipment	14,567	3,794	2,539	2	20,902
Fabricated Metal Products	95,773	33,230	26,056	1,207	156,266
Farm Products	7,766	4,752	2		12,520
Food Or Kindred Products	258,179	71,813	36,431	5,328	371,751
Freight Forwarder Traffic					
Fresh Fish Or Marine Products	156		16		172
Furniture Or Fixtures	3,816	1,243	393	5	5,457
Instrum, Photo Equip, Optical Eq	648	81	19	0	748
Leather Or Leather Products	21	0	2		23
Lumber Or Wood Products	25,622	5,033	2,903		33,559
Machinery	11,039	1,811	841	0	13,692
Mail Or Contract Traffic	2,899		760		3,660
Metallic Ores					
Misc Freight Shipments					
Misc Manufacturing Products	85,635	29,950	17,710	2,793	136,089
Misc Mixed Shipments	600				600
Nonmetallic Minerals					
Ordnance Or Accessories					
Petroleum Or Coal Products	52,030	16,856	46,955	1,511	117,353
Primary Metal Products	23,088	10,354	7,919	82	41,443
Printed Matter	5,291	929	113		6,334
Pulp, Paper Or Allied Products	11,382	2,601	487	0	14,471
Rubber Or Misc Plastics	3,572	1,066	497	2	5,137
Secondary Traffic	141,405	55,354	84,706	679	282,145
Shipper Association Traffic					
Shipping Containers					
Small Packaged Freight Shipments					
Textile Mill Products	990	470	78		1,538
Tobacco Products	1				1
Transportation Equipment	8,415	1,032	290	2	9,738
Waste Or Scrap Materials					
Grand Total	941,720	301,162	276,812	14,619	1,534,313

ARIZONA

In total tonnage, Arizona is Nevada's third largest commodity freight trading partners, accounting for 12 percent of Nevada's commodity flows (2.4 million tons). But the picture is one sided, with inbound commodity freight flows accounting for 97 percent of Nevada's trade with Arizona. Total outbound tonnage in 1995 was 59.2 thousand tons, only 1 percent of Nevada's total outbound tonnage. The majority of this were chemicals or allied, clay, concrete, glass or stone and secondary traffic.

On the other hand, inbound tonnage from Arizona in 1995 was over 2.34 million tons, or 17 percent of Nevada's total inbound commodity freight tonnage.

Appendix J: 1995 Trading Partner Detail – Description and Tables

And inbounds from Arizona were dominated by food of kindred product imports, 1.4 million tons in total, accounting for 60 percent of Nevada's inbound tonnage from Arizona. This makes Arizona Nevada's chief source for food imports. These food imports included soft drinks or mineral water, prepared or canned feed, ice, cotton seed, oil by-products, flour or other grain mill products, processed milk, canned specialties and miscellaneous food preparations.

Secondary traffic was the second leading inbound sector with 532 thousand tons (23 percent), most of which was warehouse and distribution traffic, as well as intermodal drayage.

The third inbound sector from Arizona was transportation equipment, chiefly motor vehicle parts and accessories, with over 140 thousand tons, or 6 percent of Nevada's inbound tonnage from Arizona. This makes Arizona the largest source of motor vehicle parts and accessories.

Chemicals and allied products, mostly industrial organic chemicals, was the fourth leading inbound sector, with 107 thousand tons, 5 percent.

Asphalt paving blocks or mix from Arizona was another key inbound with 96 thousand tons, 4 percent.

The following two tables show Nevada's freight tonnages traded with Arizona, by commodity and Nevada data region.

Exhibit J-5
NEVADA EXPORTS TO ARIZONA
Tons

1995 Outbound Flows To: Commodity	Arizona				Arizona Total
	Las Vegas	Reno	Rest Of NV North	Rest Of NV South	
Apparel Or Related Products	69	4	10		83
Chemicals Or Allied Products	8,574	413	3,920	3	12,910
Clay, Concrete, Glass Or Stone	10,593	1,233	3,510	69	15,405
Electrical Equipment	397	549	369		1,315
Fabricated Metal Products	186	58	50		293
Farm Products			5,114		5,114
Food Or Kindred Products	316	771	468	5	1,561
Freight Forwarder Traffic					
Furniture Or Fixtures					
Instrum, Photo Equip, Optical Eq	160	567	130		857
Leather Or Leather Products					
Lumber Or Wood Products	168	26	58		252
Machinery	481	7	66	1	556
Mail Or Contract Traffic	614		202	1	817
Misc Freight Shipments	800				800
Misc Manufacturing Products	62	94	0		155
Misc Mixed Shipments					
Nonmetallic Minerals					
Ordnance Or Accessories					
Petroleum Or Coal Products	0				0
Primary Metal Products	1	1,341	941		2,284
Printed Matter	971	195	52	29	1,247
Pulp, Paper Or Allied Products	1				1
Rubber Or Misc Plastics	363	50	33	3	449
Secondary Traffic	7,629	6,750			14,379
Shipping Containers					
Small Packaged Freight Shipments					
Textile Mill Products	291	135			426
Tobacco Products					
Transportation Equipment	295	0	44		339
Waste Or Scrap Materials					
Forest Products					
Grand Total	31,972	12,192	14,968	110	59,242

Exhibit J-6
NEVADA IMPORTS FROM ARIZONA
Tons

1995 Inbound Flows From: Commodity	Arizona				Arizona Total
	Las Vegas	Reno	Rest Of NV North	Rest Of NV South	
Apparel Or Related Products	0				0
Chemicals Or Allied Products	1,318	1	105,745	2	107,066
Clay, Concrete, Glass Or Stone	26,148	7,687	6,880	368	41,082
Coal					
Electrical Equipment	1,019	33	181		1,233
Fabricated Metal Products	420	5	7	2	434
Farm Products	3,342	2,114			5,456
Food Or Kindred Products	925,949	283,188	164,552	28,024	1,401,713
Freight Forwarder Traffic					
Fresh Fish Or Marine Products					
Furniture Or Fixtures	34	6	2		42
Instrum, Photo Equip, Optical Eq	81	3	11		95
Leather Or Leather Products	18		3		21
Lumber Or Wood Products	394	2	6		402
Machinery	9,998	1,951	1,059		13,008
Mail Or Contract Traffic	1,098		385		1,483
Metallic Ores					
Misc Freight Shipments					
Misc Manufacturing Products	31	3	5		40
Misc Mixed Shipments					
Nonmetallic Minerals					
Ordinance Or Accessories					
Petroleum Or Coal Products	51,320	17,336	26,490	1,486	96,632
Primary Metal Products	24	13	5	1	43
Printed Matter	401	67	78		547
Pulp, Paper Or Allied Products	10	9	0		19
Rubber Or Misc Plastics	229	25	19		274
Secondary Traffic	269,453	102,173	160,021	1,291	532,938
Shipper Association Traffic					
Shipping Containers					
Small Packaged Freight Shipments					
Textile Mill Products					
Tobacco Products					
Transportation Equipment	82,225	32,800	25,038	2,327	142,389
Waste Or Scrap Materials					
Grand Total	1,373,513	447,414	490,488	33,501	2,344,916

SAN FRANCISCO/OAKLAND

The San Francisco/Oakland (SFO) data region is the first of the second tier trading regions for Nevada. In 1995, 1.9 million tons of commodity freight was traded between Nevada and SFO, 9 percent of Nevada's total commodity freight trade tonnage.

Overall, trade was relatively evenly balanced between outbounds, 927 thousand tons, and inbounds, 956 thousand tons.

The leading outbound sector was clay, concrete, glass or stone with 457 thousand tons, 50 percent of Nevada's outbound commodity freight tonnage to SFO. These were predominantly gypsum products, wet ready-mix concrete, Portland cement, concrete products and clay brick or tile.

The second leading outbound sector was secondary traffic with 255 thousand tons, 28 percent of Nevada's outbound commodity freight tonnage to SFO. This was mostly warehouse and distribution traffic, and some rail intermodal and air freight drayage.

Other key outbound, freight tonnages from Nevada to SFO were waste and scrap materials, primarily metal scrap or tailings, food or kindred products, primarily prepared or canned feed, and ice; and farm products, primarily miscellaneous field crops.

The leading inbound sector from SFO to Nevada was food or kindred products with 323 thousand tons, or 34 percent of Nevada's inbound tonnage from SFO. These were primarily soft drinks or mineral water, wine and spirits, sugar, malt liquors, margarine, pickled fruits and vegetables, and miscellaneous flavoring extracts.

Secondary traffic, primarily warehouse and distribution traffic and a relatively large volume of rail intermodal drayage, totaled to over 182 thousand tons, or 20 percent of Nevada's inbound commodity freight tonnage from SFO.

Refined petroleum or coal products, primarily petroleum-related and some asphalt paving products, was the third leading inbound sector at 118 thousand tons, 12 percent of Nevada's inbounds from SFO.

Other key inbound commodity freight sectors from SFO were clay, concrete, glass or stone, primarily Portland cement, gypsum and clay brick; chemicals or allied, primarily industrial inorganic chemicals and fertilizers; and miscellaneous manufacturing products, primarily sporting or athletic goods.

The next two tables show Nevada's freight tonnages traded with SFO, by commodity and Nevada data region.

Exhibit J-7
 NEVADA EXPORTS TO SAN FRANCISCO/OAKLAND
 Tons

1995 Outbound Flows To: Commodity	San Francisco/Oakland				San Francisco/ Oakland
	Las Vegas	Reno	Rest Of NV North	Rest Of NV South	
Apparel Or Related Products	26	533	117		677
Chemicals Or Allied Products	37,655	515	135	0	38,305
Clay, Concrete, Glass Or Stone	176,822	224,103	55,846	554	457,324
Electrical Equipment	149	5	104		258
Fabricated Metal Products	3,315	1,330	864	5	5,514
Farm Products			24,296		24,296
Food Or Kindred Products	32,107	6,471	2,659	103	41,340
Freight Forwarder Traffic					
Furniture Or Fixtures	35				35
Instrum, Photo Equip, Optical Eq	89	0	19		108
Leather Or Leather Products					
Lumber Or Wood Products	4,506	114	460		5,079
Machinery	733	276	419	0	1,429
Mail Or Contract Traffic	681		61	1	742
Misc Freight Shipments					
Misc Manufacturing Products	1,831	3,177	138	2	5,148
Misc Mixed Shipments					
Nonmetallic Minerals	8,120				8,120
Ordnance Or Accessories				6,732	6,732
Petroleum Or Coal Products			2,572	11	2,583
Primary Metal Products	3,767	563	566		4,896
Printed Matter	924	2,153	192	3	3,273
Pulp, Paper Or Allied Products	149	70			219
Rubber Or Misc Plastics	500	550	209	0	1,260
Secondary Traffic	59,329	173,709	21,548		254,586
Shipping Containers		160			160
Small Packaged Freight Shipments					
Textile Mill Products	678	3,268			3,946
Tobacco Products					
Transportation Equipment	112	15	77		204
Waste Or Scrap Materials			60,864		60,864
Forest Products					
Grand Total	331,528	417,011	171,147	7,411	927,097

Exhibit J-8
NEVADA IMPORTS FROM SAN FRANCISCO/OAKLAND
Tons

1995 Inbound Flows From: Commodity	San Francisco/Oakland				San
	Las Vegas	Reno	Rest Of NV North	Rest Of NV South	Francisco/ Oakland
Apparel Or Related Products	254	31	62		347
Chemicals Or Allied Products	9,387	1,361	36,833	2,964	50,544
Clay, Concrete, Glass Or Stone	57,446	13,052	9,951	225	80,673
Coal					
Electrical Equipment	12,782	3,106	2,300	24	18,212
Fabricated Metal Products	35,792	9,457	6,644	36	51,929
Farm Products	9,929	6,022	142		16,093
Food Or Kindred Products	240,385	58,601	21,148	2,548	322,683
Freight Forwarder Traffic					
Fresh Fish Or Marine Products	152		95		248
Furniture Or Fixtures	476	202	54	1	733
Instrum, Photo Equip, Optical Eq	383	22	47	0	452
Leather Or Leather Products	10		7		17
Lumber Or Wood Products	17,134	1,783	790		19,707
Machinery	11,092	2,000	1,474	11	14,577
Mail Or Contract Traffic	836		86		923
Metallic Ores					
Misc Freight Shipments	1,600				1,600
Misc Manufacturing Products	30,859	9,328	3,468	365	44,021
Misc Mixed Shipments					
Nonmetallic Minerals					
Ordnance Or Accessories				11,865	11,865
Petroleum Or Coal Products	53,296	17,160	46,082	1,047	117,585
Primary Metal Products	6,120	2,172	1,767	114	10,173
Printed Matter	2,461	123	35		2,619
Pulp, Paper Or Allied Products	4,848	410	111		5,369
Rubber Or Misc Plastics	731	212	113	5	1,062
Secondary Traffic	77,890	57,932	46,571	366	182,760
Shipper Association Traffic					
Shipping Containers					
Small Packaged Freight Shipments					
Textile Mill Products	125	46	16		187
Tobacco Products					
Transportation Equipment	1,351	585	165	3	2,103
Waste Or Scrap Materials					
Grand Total	575,340	183,603	177,963	19,574	956,479

MID WESTERN STATES

The Mid Western states, namely Ohio, Michigan, Indiana and Illinois, accounted for over 1.4 million tons in commodity freight trade with Nevada, 7 percent of its total trade in 1995. Outbound tonnage totaled to 555 thousand tons versus 861 thousand inbound tons.

The leading outbound sector was food and kindred products, the largest outbound tonnage for this sector from Nevada. With over 262 thousand tons, it accounts for 47 percent of Nevada's outbound tonnage to that region. This consisted primarily of prepared or canned feed products as well as wine and spirits and miscellaneous food preparations.

Secondary traffic, all of which was warehouse and distribution traffic, was the second leading outbound sector to the Mid West with 79 thousand tons or 14 percent of Nevada's outbound tonnage to that region.

Nonmetallic minerals was the third leading sector with 47 thousand tons or 8 percent of Nevada's outbound tonnage to the Mid West. This was followed by clay, concrete, glass or stone, primarily gypsum products and processed nonmetallic minerals, followed by miscellaneous plastic products, and lumber or wood products, mostly primary forest materials, lumber or dimension stock and structural wood products.

The leading inbound commodity freight sectors from the Mid Western states were primarily industrial related. Furthermore, unlike the other regional trade breakdowns which tended to be dominated by a few bulk-oriented sectors, the Mid West inbound breakdown is more diversified among several of the industrial related sectors.

Ahead of the list are chemicals or allied products with only a 15 percent share at 125 thousand tons. These are mostly adhesives followed by some explosives, synthetic materials and fibers, fertilizers and drugs.

Rubber or miscellaneous plastics followed closely with 94 thousand tons or 11 percent of Nevada's inbound tonnage from the Mid West. This was primarily miscellaneous plastic products, and tires or inner tubes.

Miscellaneous mixed shipments, mostly small shipments across a mix of commodity groups, and conceivably high in relative value and used as components for local production in Nevada, totaled to over 84 thousand tons, and about 10 percent of all inbound tonnage from the Mid Western states. Next was secondary traffic (warehousing and distribution traffic) with 82 thousand tons, or 9 percent of total inbound tonnage from the Mid West.

Primary metal products with almost 82 thousand tons, also 9 percent of inbounds from the Mid West, included such imports as primary metal or steel products, non-ferrous wire, blast furnace or

Appendix J: 1995 Trading Partner Detail – Description and Tables

coke, copper or alloy basic shapes and miscellaneous non-ferrous basic shapes. Conceivably, all of these products are important components which go into the production of goods in Nevada.

Other inbound commodity freight sectors worth mentioning from the Mid West were food and kindred products, primarily canned specialties, food preparations and prepared and canned feed; transportation equipment, primarily motor vehicle parts or accessories and whole motor vehicles; and printed matter.

The next two tables show Nevada's freight tonnages traded with the Mid West, by commodity and Nevada data region.

Exhibit J-9
 NEVADA EXPORTS TO MID WESTERN STATES
 Tons

1995 Outbound Flows To: Commodity	Mid-West				Mid-West Total
	Las Vegas	Reno	Rest Of NV North	Rest Of NV South	
Apparel Or Related Products	106	1,135	28		1,269
Chemicals Or Allied Products	1,828	491	456	0	2,775
Clay, Concrete, Glass Or Stone	23,855	1,906	3,831		29,592
Electrical Equipment	562	175	2,445		3,182
Fabricated Metal Products	300	458	19		776
Farm Products			18,870		18,870
Food Or Kindred Products	168,247	59,672	28,952	5,238	262,108
Freight Forwarder Traffic					
Furniture Or Fixtures	18	20	0		38
Instrum, Photo Equip, Optical Eq	983	33	60		1,076
Leather Or Leather Products	1				1
Lumber Or Wood Products	13,771	4,139	9,242		27,153
Machinery	1,365	58	113	1	1,537
Mail Or Contract Traffic	1,389		306	2	1,696
Misc Freight Shipments	800	800			1,600
Misc Manufacturing Products	2,121	4,054	119		6,293
Misc Mixed Shipments	5,040	7,080			12,120
Nonmetallic Minerals		35,360	11,640		47,000
Ordnance Or Accessories	22				22
Petroleum Or Coal Products	0	960	4,027	16	5,003
Primary Metal Products	8,505	5,098	4,043		17,646
Printed Matter	291	85	25		401
Pulp, Paper Or Allied Products	118	697	0		816
Rubber Or Misc Plastics	10,668	11,741	5,620	0	28,029
Secondary Traffic	22,188	56,347	100		78,635
Shipping Containers	680				680
Small Packaged Freight Shipments	1,320				1,320
Textile Mill Products	2	1,338			1,340
Tobacco Products					
Transportation Equipment	332	1,922	11	920	3,186
Waste Or Scrap Materials					
Forest Products		920			920
Grand Total	264,514	194,488	89,906	6,178	555,086

Exhibit J-10
 NEVADA IMPORTS FROM MID-WESTERN STATES
 Tons

1995 Inbound Flows From: Commodity	Mid-West				Mid-West Total
	Las Vegas	Reno	Rest Of NV North	Rest Of NV South	
Apparel Or Related Products	241	4,257	7		4,506
Chemicals Or Allied Products	77,242	29,996	12,222	5,417	124,877
Clay, Concrete, Glass Or Stone	59,852	13,089	7,624	0	80,565
Coal					
Electrical Equipment	19,985	2,798	3,530	3	26,317
Fabricated Metal Products	35,308	5,292	4,305	19	44,923
Farm Products	70		2,162		2,232
Food Or Kindred Products	12,351	43,823	3,308	0	59,482
Freight Forwarder Traffic	400	3,400			3,800
Fresh Fish Or Marine Products	2		0		2
Furniture Or Fixtures	1,809	5,198	353	3	7,363
Instrum, Photo Equip, Optical Eq	1,455	75	19	0	1,549
Leather Or Leather Products	44		0		44
Lumber Or Wood Products	1,070	13	2,404		3,487
Machinery	10,057	5,659	950	13	16,679
Mail Or Contract Traffic	3,268		103		3,371
Metallic Ores					
Misc Freight Shipments	800				800
Misc Manufacturing Products	1,189	7,490	103	0	8,783
Misc Mixed Shipments	13,880	70,480			84,360
Nonmetallic Minerals					
Ordnance Or Accessories	8			3	11
Petroleum Or Coal Products	90	1,845	1		1,936
Primary Metal Products	49,564	11,457	17,633	3,246	81,899
Printed Matter	37,478	7,470	1,215	96	46,257
Pulp, Paper Or Allied Products	11,000	4,150	159	0	15,308
Rubber Or Misc Plastics	64,761	18,618	10,257	4	93,640
Secondary Traffic	41,980	15,897	24,083	81	82,042
Shipper Association Traffic		520			520
Shipping Containers					
Small Packaged Freight Shipments	960	9,360			10,320
Textile Mill Products	149	122	5		276
Tobacco Products					
Transportation Equipment	19,390	35,897	648	1	55,936
Waste Or Scrap Materials					
Grand Total	464,403	296,906	91,092	8,886	861,286

SOUTHWEST

The southwest data region, which includes Texas, New Mexico, Oklahoma, Arkansas and Louisiana, was Nevada's 6th largest trade region with over 1.36 million tons, or 7 percent of Nevada's total commodity freight trade. 1995 outbound trade, which exceeded inbound flows, was an estimated 708 thousand tons, about 10 percent of Nevada's total outbound commodity freight trade. Inbound trade was an estimated 650 thousand tons, 4 percent of Nevada's total inbound flows.

The leading outbound sector was nonmetallic minerals at 595 thousand tons, a dominating 85 percent of all outbound tonnage to the Southwest, the majority of which was crude chemical or fertilizer minerals.

Other key outbound sectors to that region were apparel and related products; chemicals or allied; clay, concrete, glass or stone; food or kindred products; and miscellaneous freight products.

The commodity sectors inbound from the southwest were relatively more diversified than the outbound sectors. At the top was pulp, paper and allied products with 191 thousand tons, 30 percent of total inbound tonnage from that region, comprising almost totally of paper and miscellaneous converted paper products.

The second leading sector was chemicals or allied products, primarily plastic materials or synthetic fibers, industrial inorganic chemicals, potassium or sodium compounds, as well as miscellaneous organic industrial chemicals. The total inbound tonnage for this sector was 141 thousand tons, about 22 percent of total inbound tonnage from the Southwest.

Food and kindred's were the third leading sector with 96 thousand tons, or 14 percent of inbound tonnage from the Southwest, consisting of soft drinks and mineral water, canned specialties, canned fruits and vegetables and dressed poultry.

Other key inbound sectors from the Southwest are primary metal products, machinery, metallic ores, secondary traffic, apparel or related products, and lumber or wood products.

The next two tables show Nevada's freight tonnages traded with the Southwest, by commodity and Nevada data region.

Appendix J: 1995 Trading Partner Detail – Description and Tables

**Exhibit J-11
NEVADA EXPORTS TO SOUTHWESTERN STATES
Tons**

1995 Outbound Flows To: Commodity	Southwest				Southwest Total
	Las Vegas	Reno	Rest Of NV North	Rest Of NV South	
Apparel Or Related Products	1,370	8,045	1,047		10,463
Chemicals Or Allied Products	11,780	222	468	3	12,473
Clay, Concrete, Glass Or Stone	4,257	45	7,584		11,886
Electrical Equipment	340	5	44		389
Fabricated Metal Products	2,317	23	15		2,356
Farm Products			72		72
Food Or Kindred Products	12,665	3,245	1,835	398	18,143
Freight Forwarder Traffic					
Furniture Or Fixtures	1	32			33
Instrum, Photo Equip, Optical Eq	100	0	13		114
Leather Or Leather Products	0				0
Lumber Or Wood Products	5,318	888	2,055		8,261
Machinery	521	73	90	1	685
Mail Or Contract Traffic	1,267		335	2	1,603
Misc Freight Shipments	11,200				11,200
Misc Manufacturing Products	361	611	21		993
Misc Mixed Shipments		1,720			1,720
Nonmetallic Minerals		9,720	585,244		594,964
Ordnance Or Accessories	42			4,360	4,402
Petroleum Or Coal Products	0	0			1
Primary Metal Products	2,037	2,040	1,613		5,690
Printed Matter	265	39	30		334
Pulp, Paper Or Allied Products	228	479	0		707
Rubber Or Misc Plastics	3,334	3,681	1,637	0	8,653
Secondary Traffic	2,406	7,401	18		9,825
Shipping Containers					
Small Packaged Freight Shipments					
Textile Mill Products	4	428			432
Tobacco Products					
Transportation Equipment	377	264	46		687
Waste Or Scrap Materials	2,200				2,200
Forest Products					
Grand Total	62,392	38,964	602,167	4,764	708,287

Exhibit J-12
 NEVADA IMPORTS FROM SOUTHWESTERN STATES
 Tons

1995 Inbound Flows From: Commodity	Southwest				Southwest Total
	Las Vegas	Reno	Rest Of NV North	Rest Of NV South	
Apparel Or Related Products	16,243	414	408		17,065
Chemicals Or Allied Products	44,762	40,027	56,134	5	140,928
Clay, Concrete, Glass Or Stone	2,301	1,214	176		3,691
Coal					
Electrical Equipment	4,063	727	856	2	5,648
Fabricated Metal Products	2,351	689	446	11	3,497
Farm Products	3,622	802	1		4,425
Food Or Kindred Products	44,870	45,839	3,097	439	94,245
Freight Forwarder Traffic					
Fresh Fish Or Marine Products	37		8		45
Furniture Or Fixtures	451	179	58	1	688
Instrum, Photo Equip, Optical Eq	567	116	81	1	765
Leather Or Leather Products	34	50	3		87
Lumber Or Wood Products	13,039	356	5,437	2	18,834
Machinery	26,364	4,272	3,082	22	33,740
Mail Or Contract Traffic	1,978		272		2,250
Metallic Ores	30,972				30,972
Misc Freight Shipments					
Misc Manufacturing Products	548	386	70		1,005
Misc Mixed Shipments		5,160			5,160
Nonmetallic Minerals					
Ordnance Or Accessories	0	0			0
Petroleum Or Coal Products	156	9,114	11,997		21,268
Primary Metal Products	12,772	16,323	11,252	24	40,371
Printed Matter	491	162	66	0	720
Pulp, Paper Or Allied Products	132,278	44,742	13,043	687	190,749
Rubber Or Misc Plastics	1,271	2,707	268	2	4,247
Secondary Traffic	9,749	3,732	5,457	14	18,952
Shipper Association Traffic					
Shipping Containers					
Small Packaged Freight Shipments					
Textile Mill Products	1,011	26	8		1,045
Tobacco Products					
Transportation Equipment	8,970	627	511	8	10,115
Waste Or Scrap Materials					
Grand Total	358,900	177,666	112,730	1,216	650,513

REST OF CALIFORNIA

The Rest of California, which is California excluding Los Angeles, San Francisco, Sacramento and Stockton/Modesto, accounted for over 1.1 million tons in commodity freight trade with Nevada in 1995, 5 percent of Nevada's total external commodity freight trade. Like the Southwest, outbound trade, 557 thousand tons, exceeded inbound trade at 551 thousand tons.

The leading outbound sector was nonmetallic minerals with 192 thousand tons, 34 percent of outbound tonnage to that region, most of which was gravel and sand.

Next was clay, concrete, glass or stone with 156 thousand tons, 28 percent of Nevada's outbound tonnage to that region. Most of this was wet-ready-mix concrete products, gypsum products and clay brick or tile.

Secondary traffic, mostly warehouse and distribution traffic, was another leading outbound sector with 92 thousand tons, 16.5 percent of Nevada's outbound tonnage to the Rest of California.

Other key outbound sectors were chemicals or allied products and food or kindred products.

The leading inbound sector from the Rest of California was clay, concrete, glass or stone, with 124.7 thousand tons, 23 percent of Nevada's inbound tonnage from that region, most of which was Portland cement and gypsum products.

And almost even with clay, concrete, glass or stone was food and kindred products, with 124.6 million tons, 23 percent of Nevada's outbound tonnage to Rest of California. The majority of these were soft drinks or mineral water, wine and spirits, sugar, malt liquors, margarine and pickled fruits and vegetables.

The third leading inbound sector was secondary traffic (warehouse and distribution) with 78 thousand tons, 14 percent of Nevada's inbound tonnage from the Rest of California.

Next, at 53 thousand tons (9.6 percent), was miscellaneous manufacturing products, mostly sporting and athletics products. This was followed closely by refined petroleum products with 50 thousand tons (9 percent).

Other key inbound sectors were farm products, lumber or wood products, fabricated metal products and pulp, paper or allied products.

The next two tables show Nevada's freight tonnages traded with the Rest of California, by commodity and Nevada data region.

Exhibit J-13
 NEVADA EXPORTS TO REST OF CALIFORNIA
 Tons

1995 Outbound Flows To: Commodity	Rest Of Ca				Rest Of Ca Total
	Las Vegas	Reno	Rest Of NV North	Rest Of NV South	
Apparel Or Related Products	7	367	37		410
Chemicals Or Allied Products	51,819	140	11,643		63,602
Clay, Concrete, Glass Or Stone	109,540	10,494	33,283	228	153,546
Electrical Equipment	66	3	18		87
Fabricated Metal Products	1,500	368	174	3	2,043
Farm Products			8,038		8,038
Food Or Kindred Products	19,459	3,657	1,543	271	24,931
Freight Forwarder Traffic					
Furniture Or Fixtures	18				18
Instrum, Photo Equip, Optical Eq	36	0	2		38
Leather Or Leather Products					
Lumber Or Wood Products	3,981	230	619		4,830
Machinery	45	1	26	0	72
Mail Or Contract Traffic	255		93	0	348
Misc Freight Shipments					
Misc Manufacturing Products	1,065	2,515	75	1	3,655
Misc Mixed Shipments					
Nonmetallic Minerals	146,472		44,928		191,400
Ordnance Or Accessories				2,480	2,480
Petroleum Or Coal Products			1,414	6	1,420
Primary Metal Products	1,243	44	35		1,322
Printed Matter	507	1,497	81	1	2,086
Pulp, Paper Or Allied Products					
Rubber Or Misc Plastics	277	342	144		762
Secondary Traffic	25,701	65,854	109		91,664
Shipping Containers					
Small Packaged Freight Shipments					
Textile Mill Products	427	3,479			3,906
Tobacco Products					
Transportation Equipment	30	12	12		54
Waste Or Scrap Materials					
Forest Products					
Grand Total	362,447	89,003	102,274	2,990	556,715

Exhibit J-14
 NEVADA IMPORTS FROM REST OF CALIFORNIA
 Tons

1995 Inbound Flows From: Commodity	Rest Of Ca				Rest Of Ca Total
	Las Vegas	Reno	Rest Of NV North	Rest Of NV South	
Apparel Or Related Products	71	21	1		93
Chemicals Or Allied Products	2,324	351	51		2,726
Clay, Concrete, Glass Or Stone	45,517	70,092	8,868	294	124,771
Coal					
Electrical Equipment	2,853	558	489	0	3,900
Fabricated Metal Products	12,009	2,596	1,707	7	16,319
Farm Products	24,697	15,140	5		39,842
Food Or Kindred Products	95,575	21,116	7,040	938	124,669
Freight Forwarder Traffic					
Fresh Fish Or Marine Products	18		3		20
Furniture Or Fixtures	127	51	8	0	186
Instrum, Photo Equip, Optical Eq	214	52	19	0	285
Leather Or Leather Products	3		0		3
Lumber Or Wood Products	31,164	3,979	1,937		37,080
Machinery	2,337	43	97		2,477
Mail Or Contract Traffic	332		115		448
Metallic Ores					
Misc Freight Shipments					
Misc Manufacturing Products	34,281	11,584	6,262	1,058	53,186
Misc Mixed Shipments					
Nonmetallic Minerals					
Ordnance Or Accessories					
Petroleum Or Coal Products	17,943	5,062	26,813	224	50,042
Primary Metal Products	2,651	861	626	27	4,164
Printed Matter	1,115	59	3		1,176
Pulp, Paper Or Allied Products	1,477	9,156	13		10,645
Rubber Or Misc Plastics	546	186	46	1	778
Secondary Traffic	30,516	29,296	18,180	118	78,110
Shipper Association Traffic					
Shipping Containers					
Small Packaged Freight Shipments					
Textile Mill Products	28	26	0		54
Tobacco Products					
Transportation Equipment	285	11	44		340
Waste Or Scrap Materials					
Grand Total	306,083	170,240	72,327	2,666	551,315

SACRAMENTO VALLEY

This data region, which consists of a combination of Sacramento, Stockton and Modesto in California, accounted for a little over 1 million tons in community freight trade with Nevada in 1995, 5 percent of Nevada's total commodity freight trade. Outbound tonnage was an estimated 495 thousand tons versus 524 thousand inbound tons.

The leading outbound sector was clay, concrete, glass or stone, mostly Portland cement, ready-mix concrete, processed nonmetallic minerals and gypsum products, with a total tonnage of 165 thousand tons, one third of Nevada's outbound tonnage to the Sacramento Valley region.

Another 30 percent, or 148 thousand tons, was secondary traffic (warehouse and distribution) to Sacramento Valley.

Nonmetallic mineral exports, all which were gravel or sand, accounted for 95.5 thousand tons, 20 percent.

Other key outbound sectors to the Sacramento Valley were chemicals or allied products and food or kindred products.

The largest inbound sector was food or kindred products with 239.7 thousand tons, 46 percent of Nevada's inbound from the Sacramento Valley. These consisted mostly of soft drinks or mineral water, wine and spirits, sugar, malt liquors, margarine and picked fruits or vegetables.

The next inbound sector, with about 145.5 thousand tons (28 percent), was secondary traffic (warehouse and distribution traffic).

Clay, concrete, glass or stone, mostly Portland cement, gypsum products and clay brick or tile, was the third leading sector with 51 thousand tons, a 10 percent share of Nevada's total inbound tonnage from the Sacramento Valley.

Other key inbound sectors were lumber or wood products, miscellaneous manufacturing products, farm products and fabricated metal products.

The next two tables show Nevada's freight tonnages traded with the Sacramento Valley region, by commodity and Nevada data region.

Appendix J: 1995 Trading Partner Detail – Description and Tables

Exhibit J-15
NEVADA EXPORTS TO SACRAMENTO VALLEY
Tons

1995 Outbound Flows To: Commodity	Sacramento Valley				Sacramento Valley Total
	Las Vegas	Reno	Rest Of NV North	Rest Of NV South	
Apparel Or Related Products	10	162	64		235
Chemicals Or Allied Products	31,118	75	4,031		35,225
Clay, Concrete, Glass Or Stone	67,408	22,406	75,089	4	164,907
Electrical Equipment	40	0	11		51
Fabricated Metal Products	964	224	132	2	1,321
Farm Products			13,534		13,534
Food Or Kindred Products	15,948	2,790	1,137	124	19,999
Freight Forwarder Traffic					
Furniture Or Fixtures	9	1			10
Instrum, Photo Equip, Optical Eq	23	1			24
Leather Or Leather Products					
Lumber Or Wood Products	1,536	2	20		1,558
Machinery	44	1	0	0	45
Mail Or Contract Traffic	155			0	156
Misc Freight Shipments					
Misc Manufacturing Products	538	964	101	0	1,603
Misc Mixed Shipments		400			400
Nonmetallic Minerals	95,584				95,584
Ordnance Or Accessories					
Petroleum Or Coal Products			523	3	526
Primary Metal Products	200	3	2		204
Printed Matter	246	715	56	1	1,019
Pulp, Paper Or Allied Products	20				20
Rubber Or Misc Plastics	133	159	87		379
Secondary Traffic	24,300	89,995	33,865	0	148,160
Shipping Containers					
Small Packaged Freight Shipments					
Textile Mill Products	25	1,979			2,004
Tobacco Products					
Transportation Equipment	30	27	11		67
Waste Or Scrap Materials			8,040		8,040
Forest Products					
Grand Total	238,331	119,903	136,701	135	495,071

Exhibit J-16
 NEVADA IMPORTS FROM SACRAMENTO VALLEY
 Tons

1995 Inbound Flows From: Commodity	Sacramento Valley				Sacramento Valley Total
	Las Vegas	Reno	Rest Of NV North	Rest Of NV South	
Apparel Or Related Products	16				16
Chemicals Or Allied Products	1,471	240	7,847		9,558
Clay, Concrete, Glass Or Stone	38,245	7,703	5,405		51,352
Coal					
Electrical Equipment	1,114	206	153	1	1,473
Fabricated Metal Products	8,422	1,293	1,131	3	10,848
Farm Products	8,379	5,112			13,491
Food Or Kindred Products	176,665	44,227	16,824	2,060	239,775
Freight Forwarder Traffic					
Fresh Fish Or Marine Products					
Furniture Or Fixtures	151	70	19	0	240
Instrum, Photo Equip, Optical Eq	26	15	1		42
Leather Or Leather Products	1				1
Lumber Or Wood Products	21,467	1,746	850		24,063
Machinery	1,309	63	22	0	1,394
Mail Or Contract Traffic	539		1		540
Metallic Ores					
Misc Freight Shipments					
Misc Manufacturing Products	12,501	3,354	931	32	16,818
Misc Mixed Shipments					
Nonmetallic Minerals					
Ordnance Or Accessories	0	1	0	0	1
Petroleum Or Coal Products	1,868	399	453		2,720
Primary Metal Products	1,400	282	304	4	1,991
Printed Matter	501	31	1		533
Pulp, Paper Or Allied Products	1,309	55	9		1,373
Rubber Or Misc Plastics	169	103	22	1	295
Secondary Traffic	36,357	86,990	22,092	143	145,582
Shipper Association Traffic					
Shipping Containers					
Small Packaged Freight Shipments					
Textile Mill Products					
Tobacco Products					
Transportation Equipment	95	1,423	1		1,518
Waste Or Scrap Materials					
Grand Total	312,004	153,312	56,066	2,244	523,626

MOUNTAIN STATES

The Mountain States data region, which consists of the states of Montana, Wyoming and Colorado, accounted for 950 thousand tons, or 5 percent of Nevada's external commodity freight tonnage in 1995. Only about 103 thousand tons of this was outbound (11 percent) versus 847 thousand tons of inbound commodity freight tonnage.

Clay, concrete, glass or stone was the leading outbound sector, with 35 thousand tons, 34 percent of Nevada's outbound tonnage to the Mountain states. Most of this was processed nonmetallic minerals, as well as gypsum products and wet ready mixed concrete.

The other key outbound sectors were lumber or wood products, mostly structural wood products and primary forest minerals; chemicals or allied products, most of which were fertilizer products; and miscellaneous mixed shipments.

Coal was the leading inbound sector from the Mountain States, with 356 thousand tons, a 42 percent share of Nevada's inbound commodity freight tonnage from the Mountain States region. The coal imports consisted totally of bituminous coal conceivably for power production.

The second leading inbound sector was refined petroleum or coal products, with 228 thousand tons (27 percent), most of which was petroleum refining products as well as liquefied gases.

Chemicals or allied products, with 195 thousand tons, 23 percent of Nevada's imports from the Mountain States, was the next leading sector, consisting mostly of potassium or sodium compounds and organic and inorganic industrial chemicals.

Other leading inbound sectors from the Mountain States were food or kindred products and waste or scrap materials.

The next two tables show Nevada's freight tonnages traded with the Mountain States, by commodity and Nevada data region.

Exhibit J-17
 NEVADA EXPORTS TO THE MOUNTAIN STATES
 Tons

1995 Outbound Flows To: Commodity	Mountain States				Mountain States Total
	Las Vegas	Reno	Rest Of NV North	Rest Of NV South	
Apparel Or Related Products	151	1,209	209		1,569
Chemicals Or Allied Products	81	9	11,469	0	11,559
Clay, Concrete, Glass Or Stone	6,428	3,815	24,538	14	34,795
Electrical Equipment	112	5	60		177
Fabricated Metal Products	86	8	13		107
Farm Products					
Food Or Kindred Products	571	1,060	602	17	2,250
Freight Forwarder Traffic					
Furniture Or Fixtures		40			40
Instrum, Photo Equip, Optical Eq	19	0	9		28
Leather Or Leather Products	0				0
Lumber Or Wood Products	6,101	1,016	12,034		19,151
Machinery	83	8	43	0	135
Mail Or Contract Traffic	1,292		325	1	1,618
Misc Freight Shipments	1,600				1,600
Misc Manufacturing Products	22	221	1		243
Misc Mixed Shipments	2,240	9,080			11,320
Nonmetallic Minerals		2,720	4,000		6,720
Ordnance Or Accessories	6	0			7
Petroleum Or Coal Products	2	800			802
Primary Metal Products	0	4,415	3,099		7,514
Printed Matter	466	400	95	8	969
Pulp, Paper Or Allied Products	23	14			37
Rubber Or Misc Plastics	175	122	36		334
Secondary Traffic	319	1,034	68		1,421
Shipping Containers					
Small Packaged Freight Shipments					
Textile Mill Products		59			59
Tobacco Products					
Transportation Equipment	57	136	43		236
Waste Or Scrap Materials					
Forest Products					
Grand Total	19,834	26,171	56,643	40	102,688

Exhibit J-18
NEVADA IMPORTS FROM THE MOUNTAIN STATES
Tons

1995 Inbound Flows From: Commodity	Mountain States				Mountain States Total
	Las Vegas	Reno	Rest Of NV North	Rest Of NV South	
Apparel Or Related Products	71	0	36		107
Chemicals Or Allied Products	56,230	3,805	134,932		194,966
Clay, Concrete, Glass Or Stone	1,454	215	136	1	1,806
Coal			356,250		356,250
Electrical Equipment	621	5	96		722
Fabricated Metal Products	510	143	13	0	666
Farm Products	2,587	1,810	4		4,400
Food Or Kindred Products	27,273	4,791	135	0	32,199
Freight Forwarder Traffic					
Fresh Fish Or Marine Products					
Furniture Or Fixtures	17	3	0		20
Instrum, Photo Equip, Optical Eq	39	0	26		64
Leather Or Leather Products	36	0	8		43
Lumber Or Wood Products	2,890	0			2,890
Machinery	233	22	103	0	358
Mail Or Contract Traffic	1,456		266		1,722
Metallic Ores					
Misc Freight Shipments					
Misc Manufacturing Products	8	3	0		11
Misc Mixed Shipments	800	2,600			3,400
Nonmetallic Minerals					
Ordnance Or Accessories	0	1			1
Petroleum Or Coal Products	116,596	72,596	38,960		228,152
Primary Metal Products	574	36	105		715
Printed Matter	3,991	1	61		4,053
Pulp, Paper Or Allied Products	193	32	42	0	267
Rubber Or Misc Plastics	1,161	266	257	7	1,691
Secondary Traffic	140	27	30		198
Shipper Association Traffic					
Shipping Containers					
Small Packaged Freight Shipments					
Textile Mill Products	0		31		31
Tobacco Products					
Transportation Equipment	484	45	18		547
Waste Or Scrap Materials			12,040		12,040
Grand Total	217,364	86,403	543,546	9	847,322

THE OTHER REGIONS

The remaining data regions – Oregon, the Southwest, the Central Prairie States, Idaho, Washington, the Mid-Atlantic States, the Northwest Prairie States and the New England States – together account for the remaining 13 percent of Nevada's commodity freight trade.

The tables in Exhibits J-19 through J-34 show the commodity flows between Nevada and these data regions.

Appendix tables are the equivalent commodity flow tables for the Year 2005 for all of the data regions in this Nevada study.

Appendix tables have 4 digit STCC commodity details for 1995 trade between Nevada and the data regions.

Exhibit J-19
NEVADA EXPORTS TO OREGON
Tons

1995 Outbound Flows To: Commodity	Oregon				Oregon Total
	Las Vegas	Reno	Rest Of NV North	Rest Of NV South	
Apparel Or Related Products	440	712	108	39	1,299
Chemicals Or Allied Products	6,502	2,283	140		8,925
Clay, Concrete, Glass Or Stone	31,154	2,221	6,418	140	39,933
Electrical Equipment	103	5	34		142
Fabricated Metal Products	2,024	1,767	1,460		5,251
Farm Products					
Food Or Kindred Products	6,681	2,222	1,236	189	10,328
Freight Forwarder Traffic				1,640	1,640
Furniture Or Fixtures	1	1			3
Instrum, Photo Equip, Optical Eq	13	0	3		16
Leather Or Leather Products					
Lumber Or Wood Products	1,698	275	632		2,605
Machinery	314	346	189	1	851
Mail Or Contract Traffic	270		136	0	407
Misc Freight Shipments					
Misc Manufacturing Products	135	291	7		433
Misc Mixed Shipments					
Nonmetallic Minerals	19,604				19,604
Ordnance Or Accessories					
Petroleum Or Coal Products			3,556		3,556
Primary Metal Products	0	2,333	1,637		3,970
Printed Matter	5,156	7,658	1,139	15	13,968
Pulp, Paper Or Allied Products	239	129			368
Rubber Or Misc Plastics	234	369	135	0	737
Secondary Traffic	1,475	7,614			9,089
Shipping Containers					
Small Packaged Freight Shipments					
Textile Mill Products	8,917	5,190			14,107
Tobacco Products					
Transportation Equipment	45	5	9		60
Waste Or Scrap Materials		2,640			2,640
Forest Products					
Grand Total	85,006	36,062	16,839	2,024	139,931

Exhibit J-20
NEVADA IMPORTS FROM OREGON
Tons

1995 Inbound Flows From: Commodity	Oregon				Oregon Total
	Las Vegas	Reno	Rest Of NV North	Rest Of NV South	
Apparel Or Related Products	49	15	10		74
Chemicals Or Allied Products	52,525	22,925	9,164	147	84,761
Clay, Concrete, Glass Or Stone	20	7	7		35
Coal					
Electrical Equipment	37	26	16	0	79
Fabricated Metal Products	2,596	176	273		3,045
Farm Products	2,525	1,616	11		4,152
Food Or Kindred Products	8,330	810	177	1	9,318
Freight Forwarder Traffic					
Fresh Fish Or Marine Products	23		12		36
Furniture Or Fixtures	3,621	369	463	2	4,454
Instrum, Photo Equip, Optical Eq	17		8		25
Leather Or Leather Products					
Lumber Or Wood Products	205,436	16,720	8,496		230,651
Machinery	140	6	62	3	212
Mail Or Contract Traffic	503		201		704
Metallic Ores					
Misc Freight Shipments	2,400				2,400
Misc Manufacturing Products	107	44	22		172
Misc Mixed Shipments					
Nonmetallic Minerals					
Ordnance Or Accessories					
Petroleum Or Coal Products					
Primary Metal Products	1,016	152	296		1,465
Printed Matter	71	18	11		99
Pulp, Paper Or Allied Products	24,657	6,864	1,531	43	33,095
Rubber Or Misc Plastics	98	55	20	0	173
Secondary Traffic	7,768	3,025	4,477	17	15,287
Shipper Association Traffic					
Shipping Containers					
Small Packaged Freight Shipments					
Textile Mill Products	3		1		3
Tobacco Products					
Transportation Equipment	100	27	25		153
Waste Or Scrap Materials		4,000			4,000
Grand Total	312,044	56,854	25,282	213	394,393

Appendix J: 1995 Trading Partner Detail – Description and Tables

Exhibit J-21
NEVADA EXPORTS TO THE SOUTHEASTERN STATES
Tons

1995 Outbound Flows To: Commodity	Southeast				Southeast Total
	Las Vegas	Reno	Rest Of NV North	Rest Of NV South	
Apparel Or Related Products	192	1,463	178	30	1,864
Chemicals Or Allied Products	7,743	2,828	877		11,447
Clay, Concrete, Glass Or Stone	35,976	6	3,960	3	39,945
Electrical Equipment	522	19	143		684
Fabricated Metal Products	290	54	14	752	1,110
Farm Products					
Food Or Kindred Products	11,909	7,997	24,949	379	45,235
Freight Forwarder Traffic					
Furniture Or Fixtures	83	5	6		94
Instrum, Photo Equip, Optical Eq	92	5			98
Leather Or Leather Products					
Lumber Or Wood Products	9,593	1,719	3,979		15,291
Machinery	356	804	155	1	1,315
Mail Or Contract Traffic	461		23	1	485
Misc Freight Shipments	800				800
Misc Manufacturing Products	47	234	2		284
Misc Mixed Shipments		2,520			2,520
Nonmetallic Minerals		13,400	12,640		26,040
Ordnance Or Accessories	18				18
Petroleum Or Coal Products		0	3	0	4
Primary Metal Products	1,005	2,175	1,647		4,827
Printed Matter	246	195	10		451
Pulp, Paper Or Allied Products	117	56			172
Rubber Or Misc Plastics	835	2,716	265		3,816
Secondary Traffic	2,743	7,197	53		9,993
Shipping Containers			560		560
Small Packaged Freight Shipments					
Textile Mill Products	15	185	1		201
Tobacco Products	0	0			1
Transportation Equipment	240	2	12		254
Waste Or Scrap Materials					
Forest Products					
Grand Total	73,284	43,579	49,477	1,167	167,508

Exhibit J-22
 NEVADA IMPORTS FROM THE SOUTHEASTERN STATES
 Tons

1995 Inbound Flows From: Commodity	Southeast				Southeast Total
	Las Vegas	Reno	Rest Of NV North	Rest Of NV South	
Apparel Or Related Products	2,709	2,673	72		5,454
Chemicals Or Allied Products	30,067	4,757	4,118	1	38,943
Clay, Concrete, Glass Or Stone	12,960	1,662	1,240		15,861
Coal					
Electrical Equipment	3,478	6,863	445	9	10,795
Fabricated Metal Products	12,883	2,712	1,248	17	16,860
Farm Products	1,981	1,310			3,291
Food Or Kindred Products	29,701	6,999	542	35	37,277
Freight Forwarder Traffic					
Fresh Fish Or Marine Products	2				2
Furniture Or Fixtures	18,161	2,261	1,105	3	21,529
Instrum, Photo Equip, Optical Eq	454	98	17	0	570
Leather Or Leather Products	27	3	0		31
Lumber Or Wood Products	13,050	307	2,963	1	16,311
Machinery	3,704	11,181	354	16	15,256
Mail Or Contract Traffic	1,616		12		1,628
Metallic Ores					
Misc Freight Shipments					
Misc Manufacturing Products	10,655	3,633	94		14,382
Misc Mixed Shipments	1,680	15,200			16,880
Nonmetallic Minerals					
Ordnance Or Accessories	8			19,121	19,129
Petroleum Or Coal Products	34	6	16		56
Primary Metal Products	2,126	425	410	14	2,975
Printed Matter	575	327	49		950
Pulp, Paper Or Allied Products	12,411	10,508	4,097		27,016
Rubber Or Misc Plastics	38,107	11,365	5,791	8	55,271
Secondary Traffic	8,819	3,172	4,351		16,342
Shipper Association Traffic					
Shipping Containers					
Small Packaged Freight Shipments	320	400			720
Textile Mill Products	8,663	1,448	426	0	10,538
Tobacco Products		0			0
Transportation Equipment	9,725	2,015	1,133	1	12,874
Waste Or Scrap Materials					
Grand Total	223,916	89,327	28,472	19,227	360,941

Exhibit J-23
 NEVADA EXPORTS TO THE CENTRAL PRAIRIE STATES
 Tons

1995 Outbound Flows To: Commodity	Central Prairie				Central Prairie Total
	Las Vegas	Reno	Rest Of NV North	Rest Of NV South	
Apparel Or Related Products	635	1,093	199	1	1,928
Chemicals Or Allied Products	8,383	257	153		8,793
Clay, Concrete, Glass Or Stone	239	19	15,532		15,791
Electrical Equipment	382	38	384		804
Fabricated Metal Products	209	20	22		251
Farm Products			3,450		3,450
Food Or Kindred Products	19,580	6,033	3,346	611	29,570
Freight Forwarder Traffic					
Furniture Or Fixtures	1	0			1
Instrum, Photo Equip, Optical Eq	18	8	2		28
Leather Or Leather Products					
Lumber Or Wood Products	1,051	184	430		1,664
Machinery	110	217	10	0	337
Mail Or Contract Traffic	226		39	0	266
Misc Freight Shipments	4,800	2,400			7,200
Misc Manufacturing Products	94	322	1		417
Misc Mixed Shipments		3,360			3,360
Nonmetallic Minerals		18,120	2,040		20,160
Ordnance Or Accessories	14				14
Petroleum Or Coal Products	4	0	23	4	30
Primary Metal Products	16,259	16,487	12,517		45,262
Printed Matter	4,028	2,086	514	0	6,628
Pulp, Paper Or Allied Products	267	61			328
Rubber Or Misc Plastics	8,079	8,211	3,993		20,283
Secondary Traffic	4,152	11,325			15,477
Shipping Containers					
Small Packaged Freight Shipments		800			800
Textile Mill Products	14	57			72
Tobacco Products					
Transportation Equipment	94	3	7		104
Waste Or Scrap Materials		2,340			2,340
Forest Products					
Grand Total	68,638	73,442	42,662	617	185,358

Exhibit J-24
 NEVADA IMPORTS FROM THE CENTRAL PRAIRIE STATES
 Tons

1995 Inbound Flows From: Commodity	Central Prairie				Central Prairie Total
	Las Vegas	Reno	Rest Of NV North	Rest Of NV South	
Apparel Or Related Products	129	1,123	6		1,258
Chemicals Or Allied Products	74,159	12,437	3,973	4	90,573
Clay, Concrete, Glass Or Stone	93	33	10		136
Coal					
Electrical Equipment	952	851	110	0	1,913
Fabricated Metal Products	4,592	523	535	9	5,660
Farm Products	66		53,148		53,214
Food Or Kindred Products	34,095	25,419	100	3,601	63,215
Freight Forwarder Traffic					
Fresh Fish Or Marine Products	22		3		25
Furniture Or Fixtures	943	72	94	1	1,110
Instrum, Photo Equip, Optical Eq	153	2,042	26	0	2,221
Leather Or Leather Products	22		1		23
Lumber Or Wood Products	2,931	24	5	1	2,961
Machinery	3,970	223	247	3	4,443
Mail Or Contract Traffic	864		10		874
Metallic Ores					
Misc Freight Shipments					
Misc Manufacturing Products	3,535	144	38		3,717
Misc Mixed Shipments	10,480	15,760			26,240
Nonmetallic Minerals					
Ordnance Or Accessories	2	9	1	2,940	2,952
Petroleum Or Coal Products	185	9,977	3,341		13,502
Primary Metal Products	539	358	133	6	1,035
Printed Matter	1,303	215	85		1,603
Pulp, Paper Or Allied Products	11,038	3,668	1,505		16,211
Rubber Or Misc Plastics	2,031	183	1,036	7	3,258
Secondary Traffic	390	170	142		702
Shipper Association Traffic					
Shipping Containers					
Small Packaged Freight Shipments		1,880			1,880
Textile Mill Products	178	27	5		210
Tobacco Products					
Transportation Equipment	19,091	157	177	0	19,425
Waste Or Scrap Materials					
Grand Total	171,763	75,296	64,731	6,572	318,362

Appendix J: 1995 Trading Partner Detail – Description and Tables

**Exhibit J-25
NEVADA EXPORTS TO IDAHO
Tons**

1995 Outbound Flows To: Commodity	Idaho				Idaho Total
	Las Vegas	Reno	Rest Of NV North	Rest Of NV South	
Apparel Or Related Products	0	97	13		110
Chemicals Or Allied Products	79	13	3,840		3,933
Clay, Concrete, Glass Or Stone	185	10,680	30		10,895
Electrical Equipment	62	4	19		85
Fabricated Metal Products	562	1,233	731		2,526
Farm Products			566		566
Food Or Kindred Products	221	842	175	11	1,250
Freight Forwarder Traffic					
Furniture Or Fixtures					
Instrum, Photo Equip, Optical Eq	0		1		1
Leather Or Leather Products					
Lumber Or Wood Products	2,869	475	1,102		4,446
Machinery	84	73	53	0	210
Mail Or Contract Traffic	8		14	0	22
Misc Freight Shipments					
Misc Manufacturing Products	164	2,685	104		2,953
Misc Mixed Shipments					
Nonmetallic Minerals					
Ordnance Or Accessories	4				4
Petroleum Or Coal Products					
Primary Metal Products					
Printed Matter	126	77	28	0	231
Pulp, Paper Or Allied Products			1		1
Rubber Or Misc Plastics	276	328	109	0	712
Secondary Traffic	146	496	24		666
Shipping Containers					
Small Packaged Freight Shipments					
Textile Mill Products	37	46			83
Tobacco Products					
Transportation Equipment	1	3	2		6
Waste Or Scrap Materials					
Forest Products					
Grand Total	4,823	17,053	6,812	12	28,699

Appendix J: 1995 Trading Partner Detail – Description and Tables

Exhibit J-26
NEVADA IMPORTS FROM IDAHO
Tons

1995 Inbound Flows From: Commodity	Idaho				Idaho Total
	Las Vegas	Reno	Rest Of NV North	Rest Of NV South	
Apparel Or Related Products	0		0		1
Chemicals Or Allied Products	4		1		5
Clay, Concrete, Glass Or Stone	3	1	59,772		59,776
Coal					
Electrical Equipment	6	3	2		11
Fabricated Metal Products	1		0		1
Farm Products	26,957	14,774	0		41,732
Food Or Kindred Products	103,830	28,111	11,785	1,610	145,336
Freight Forwarder Traffic					
Fresh Fish Or Marine Products					
Furniture Or Fixtures	979	198	97	0	1,275
Instrum, Photo Equip, Optical Eq	1		0		1
Leather Or Leather Products					
Lumber Or Wood Products	64,853	0	0		64,853
Machinery	18	0	2		20
Mail Or Contract Traffic	82		30		112
Metallic Ores					
Misc Freight Shipments					
Misc Manufacturing Products	53	72	23		148
Misc Mixed Shipments					
Nonmetallic Minerals					
Ordnance Or Accessories	0	11			11
Petroleum Or Coal Products	1				1
Primary Metal Products					
Printed Matters	1				1
Pulp, Paper Or Allied Products	2		0		2
Rubber Or Misc Plastics					
Secondary Traffic	22,590	8,637	13,436	91	44,754
Shipper Association Traffic					
Shipping Containers					
Small Packaged Freight Shipments					
Textile Mill Products					
Tobacco Products					
Transportation Equipment	24				24
Waste Or Scrap Materials			2,000		2,000
Grand Total	219,405	51,807	87,150	1,702	360,064

Appendix J: 1995 Trading Partner Detail – Description and Tables

**Exhibit J-27
NEVADA EXPORTS TO WASHINGTON
Tons**

1995 Outbound Flows To: Commodity	Washington				Washington Total
	Las Vegas	Reno	Rest Of NV North	Rest Of NV South	
Apparel Or Related Products	22	98	28		148
Chemicals Or Allied Products	220	70	1		291
Clay, Concrete, Glass Or Stone	65,771	123	375	5	66,274
Electrical Equipment	137	17	112		266
Fabricated Metal Products	291	253	198		742
Farm Products					
Food Or Kindred Products	317	383	181	8	889
Freight Forwarder Traffic					
Furniture Or Fixtures		1			1
Instrum, Photo Equip, Optical Eq	25		19		44
Leather Or Leather Products					
Lumber Or Wood Products	3,664	603	1,392		5,659
Machinery	3,764	4,549	2,312	16	10,640
Mail Or Contract Traffic	445		431	1	877
Misc Freight Shipments		800			800
Misc Manufacturing Products	38	544	16		598
Misc Mixed Shipments	800				800
Nonmetallic Minerals			7,200		7,200
Ordnance Or Accessories					
Petroleum Or Coal Products	0		309	8	317
Primary Metal Products	7	102	71		180
Printed Matter	378	521	112	0	1,012
Pulp, Paper Or Allied Products	52	18			70
Rubber Or Misc Plastics	84	96	35		215
Secondary Traffic	292	866			1,158
Shipping Containers					
Small Packaged Freight Shipments					
Textile Mill Products	682	438			1,120
Tobacco Products					
Transportation Equipment	93	4	65		162
Waste Or Scrap Materials					
Forest Products					
Grand Total	77,083	9,485	12,857	37	99,462

Exhibit J-28
 NEVADA IMPORTS FROM WASHINGTON
 Tons

1995 Inbound Flows From: Commodity	Washington				Washington Total
	Las Vegas	Reno	Rest Of NV North	Rest Of NV South	
Apparel Or Related Products	43	4	8		55
Chemicals Or Allied Products	12,025	170	7,643	0	19,838
Clay, Concrete, Glass Or Stone	30	41	10		81
Coal					
Electrical Equipment	112	28	41		182
Fabricated Metal Products	125	4	15	0	145
Farm Products	8,201	5,044	26		13,271
Food Or Kindred Products	11,878	2,690	788	10	15,366
Freight Forwarder Traffic					
Fresh Fish Or Marine Products	47		18		65
Furniture Or Fixtures	1,016	291	136	2	1,444
Instrum, Photo Equip, Optical Eq	2,595	23	72		2,690
Leather Or Leather Products	120		1		121
Lumber Or Wood Products	36,817	2,073	1,037		39,927
Machinery	337	9	109		455
Mail Or Contract Traffic	698		272		969
Metallic Ores					
Misc Freight Shipments					
Misc Manufacturing Products	552	17	9		578
Misc Mixed Shipments					
Nonmetallic Minerals					
Ordnance Or Accessories				0	0
Petroleum Or Coal Products					
Primary Metal Products	3,877	257	70	12	4,216
Printed Matter	122	14	44		180
Pulp, Paper Or Allied Products	26,680	333	70		27,083
Rubber Or Misc Plastics	92	52	20	0	164
Secondary Traffic	876	530	424		1,830
Shipper Association Traffic					
Shipping Containers					
Small Packaged Freight Shipments					
Textile Mill Products	5		2		7
Tobacco Products					
Transportation Equipment	2,499	4	37	800	3,340
Waste Or Scrap Materials					
Grand Total	108,746	11,585	10,851	825	132,007

Exhibit J-29
 NEVADA EXPORTS TO THE MID-ATLANTIC STATES
 Tons

1995 Outbound Flows To: Commodity	Mid-Atlantic				Mid-Atlantic Total
	Las Vegas	Reno	Rest Of NV North	Rest Of NV South	
Apparel Or Related Products	1,905	5,568	821	95	8,389
Chemicals Or Allied Products	567	204	460		1,231
Clay, Concrete, Glass Or Stone	24	2	15,373		15,399
Electrical Equipment	452	4	27		482
Fabricated Metal Products	229	44	2		275
Farm Products					
Food Or Kindred Products	2,914	1,980	582	49	5,525
Freight Forwarder Traffic					
Furniture Or Fixtures	0	1	0		1
Instrum, Photo Equip, Optical Eq	117	4	1		123
Leather Or Leather Products	0				0
Lumber Or Wood Products	674	139	332		1,145
Machinery	703	37	12	4	757
Mail Or Contract Traffic	676		59	1	736
Misc Freight Shipments					
Misc Manufacturing Products	66	165			231
Misc Mixed Shipments	440	880			1,320
Nonmetallic Minerals			3,000		3,000
Ordnance Or Accessories	18				18
Petroleum Or Coal Products	4	0			4
Primary Metal Products	361	399	293		1,054
Printed Matter	329	83	5		417
Pulp, Paper Or Allied Products	80	36	0		116
Rubber Or Misc Plastics	668	704	207		1,579
Secondary Traffic	104	321	26		451
Shipping Containers					
Small Packaged Freight Shipments					
Textile Mill Products	35	300			335
Tobacco Products					
Transportation Equipment	398	14	22		433
Waste Or Scrap Materials					
Forest Products					
Grand Total	10,766	10,886	21,223	149	43,024

Exhibit J-30
NEVADA IMPORTS FROM MID-ATLANTIC STATES
Tons

1995 Inbound Flows From: Commodity	Mid-Atlantic				Mid-Atlantic Total
	Las Vegas	Reno	Rest Of NV North	Rest Of NV South	
Apparel Or Related Products	10,150	1,359	345	62	11,916
Chemicals Or Allied Products	17,435	3,385	1,326	1,617	23,762
Clay, Concrete, Glass Or Stone	14,863	833	1,285		16,981
Coal					
Electrical Equipment	4,411	368	641	4	5,423
Fabricated Metal Products	2,393	394	195	5	2,987
Farm Products	10				10
Food Or Kindred Products	4,215	408	234	1	4,859
Freight Forwarder Traffic					
Fresh Fish Or Marine Products	62		0		62
Furniture Or Fixtures	2,417	274	329	1	3,020
Instrum, Photo Equip, Optical Eq	937	174	54	1	1,165
Leather Or Leather Products	97	3	8		108
Lumber Or Wood Products	123	11	1		135
Machinery	10,823	721	498	16	12,057
Mail Or Contract Traffic	2,615		48		2,662
Metallic Ores					
Misc Freight Shipments					
Misc Manufacturing Products	4,857	2,830	148	0	7,836
Misc Mixed Shipments					
Nonmetallic Minerals	3,800				3,800
Ordnance Or Accessories	1	0			1
Petroleum Or Coal Products	801	5	132		938
Primary Metal Products	29,667	6,866	17,186	14	53,733
Printed Matter	1,247	195	76	0	1,519
Pulp, Paper Or Allied Products	13,151	698	169	0	14,018
Rubber Or Misc Plastics	7,264	727	1,334	6	9,330
Secondary Traffic	4,616	1,550	2,126		8,292
Shipper Association Traffic					
Shipping Containers					
Small Packaged Freight Shipments					
Textile Mill Products	184	38	44		266
Tobacco Products					
Transportation Equipment	1,376	101	108	0	1,586
Waste Or Scrap Materials					
Grand Total	137,515	20,939	26,286	1,727	186,467

Exhibit J-31
 NEVADA EXPORTS TO THE NORTHERN PRAIRIE STATES
 Tons

1995 Outbound Flows To: Commodity	Northern Prairie				Northern Prairie Total
	Las Vegas	Reno	Rest Of NV North	Rest Of NV South	
Apparel Or Related Products	13,597	5,311	1,652	1,600	22,161
Chemicals Or Allied Products	219	171	112		502
Clay, Concrete, Glass Or Stone	3		2		5
Electrical Equipment	250	64	331		645
Fabricated Metal Products	196	11	10		217
Farm Products			274		274
Food Or Kindred Products	12,222	4,169	2,355	390	19,136
Freight Forwarder Traffic					
Furniture Or Fixtures	3				3
Instrum, Photo Equip, Optical Eq	18	0	8		26
Leather Or Leather Products					
Lumber Or Wood Products	2,876	471	1,093		4,440
Machinery	123	8	52	0	184
Mail Or Contract Traffic	443		187	1	631
Misc Freight Shipments		800			800
Misc Manufacturing Products	1,772	1,747	107		3,626
Misc Mixed Shipments					
Nonmetallic Minerals					
Ordnance Or Accessories	3				3
Petroleum Or Coal Products					
Primary Metal Products	0	49	33		83
Printed Matter	130	74	38		242
Pulp, Paper Or Allied Products	729	411	10		1,150
Rubber Or Misc Plastics	968	1,074	480	0	2,522
Secondary Traffic	3,388	9,036			12,424
Shipping Containers					
Small Packaged Freight Shipments					
Textile Mill Products	370	217			587
Tobacco Products					
Transportation Equipment	91	5	29		126
Waste Or Scrap Materials					
Forest Products					
Grand Total	37,402	23,619	6,774	1,991	69,785

Exhibit J-32
NEVADA IMPORTS FROM THE NORTHERN PRAIRIE STATES
Tons

1995 Inbound Flows From: Commodity	Northern Prairie				Northern Prairie Total
	Las Vegas	Reno	Rest Of NV North	Rest Of NV South	
Apparel Or Related Products	66	7	6	0	80
Chemicals Or Allied Products	952	76	12		1,040
Clay, Concrete, Glass Or Stone	1,065	88	52		1,206
Coal					
Electrical Equipment	1,785	78	350	2	2,215
Fabricated Metal Products	3,305	338	450	7	4,100
Farm Products	58		18		76
Food Or Kindred Products	65,867	7,056	1,248	37	74,209
Freight Forwarder Traffic					
Fresh Fish Or Marine Products	39		12		51
Furniture Or Fixtures	303	61	27		391
Instrum, Photo Equip, Optical Eq	235	5	32	0	272
Leather Or Leather Products	4	8	6		17
Lumber Or Wood Products	11,522	35	2,994	1	14,552
Machinery	1,710	183	214	1	2,109
Mail Or Contract Traffic	533		79		612
Metallic Ores					
Misc Freight Shipments					
Misc Manufacturing Products	8,608	811	103	1	9,523
Misc Mixed Shipments		2,960			2,960
Nonmetallic Minerals					
Ordnance Or Accessories	0				0
Petroleum Or Coal Products	6,877	1,324	1,625		9,826
Primary Metal Products	17	8	24	2	51
Printed Matter	2,050	409	154	0	2,614
Pulp, Paper Or Allied Products	8,574	1,505	289	1	10,369
Rubber Or Misc. Plastics	1,247	399	137	2	1,784
Secondary Traffic	5,316	2,042	2,726	0	10,085
Shipper Association Traffic					
Shipping Containers					
Small Packaged Freight Shipments					
Textile Mill Products	15	1	0		16
Tobacco Products					
Transportation Equipment	5,844	624	658	0	7,126
Waste Or Scrap Materials					
Grand Total	125,993	18,020	11,216	54	155,283

Exhibit J-33
 NEVADA EXPORTS TO NEW ENGLAND STATES
 Tons

1995 Outbound Flows To: Commodity	New England				New England Total
	Las Vegas	Reno	Rest Of NV North	Rest Of NV South	
Apparel Or Related Products	526	1,853	242		2,621
Chemicals Or Allied Products	237	70	150	0	457
Clay, Concrete, Glass Or Stone	2		0		2
Electrical Equipment	33	21	0		54
Fabricated Metal Products	114	10	2		126
Farm Products					
Food Or Kindred Products	86	20			106
Freight Forwarder Traffic					
Furniture Or Fixtures	1		0		1
Instrum, Photo Equip, Optical Eq	10	17			28
Leather Or Leather Products	0				0
Lumber Or Wood Products					
Machinery	72	3	7	0	81
Mail Or Contract Traffic	130		11	0	141
Misc Freight Shipments					
Misc Manufacturing Products	32	50			82
Misc Mixed Shipments					
Nonmetallic Minerals					
Ordnance Or Accessories	10		6		16
Petroleum Or Coal Products					
Primary Metal Products	261	324	187		772
Printed Matter	35	45	2		81
Pulp, Paper Or Allied Products	18	9			27
Rubber Or Misc Plastics	104	102	29		235
Secondary Traffic	27	119			146
Shipping Containers					
Small Packaged Freight Shipments					
Textile Mill Products	20	93			113
Tobacco Products					
Transportation Equipment	33				33
Waste Or Scrap Materials					
Forest Products					
Grand Total	1,752	2,737	634	0	5,123

Exhibit J-34
 NEVADA IMPORTS FROM NEW ENGLAND STATES
 Tons

1995 Inbound Flows From: Commodity	New England				New England Total
	Las Vegas	Reno	Rest Of NV North	Rest Of NV South	
Apparel Or Related Products	65	12	0		77
Chemicals Or Allied Products	426	102	99		627
Clay, Concrete, Glass Or Stone	350	32	36	0	418
Coal					
Electrical Equipment	694	44	91	1	831
Fabricated Metal Products	3,938	498	356	2	4,794
Farm Products					
Food Or Kindred Products	1,759	31	39	0	1,830
Freight Forwarder Traffic					
Fresh Fish Or Marine Products	110				110
Furniture Or Fixtures	309	35	31	0	375
Instrum, Photo Equip, Optical Eq	328	13	10	0	352
Leather Or Leather Products	405	22	7		434
Lumber Or Wood Products	33	75	3,650		3,759
Machinery	1,005	156	173	3	1,336
Mail Or Contract Traffic	180		1		180
Metallic Ores					
Misc Freight Shipments					
Misc Manufacturing Products	4,936	476	81	0	5,493
Misc Mixed Shipments	320	1,800			2,120
Nonmetallic Minerals					
Ordnance Or Accessories	0	1		0	1
Petroleum Or Coal Products	36	4	13		53
Primary Metal Products	109	161	56	4	329
Printed Matter	2,355	491	150	0	2,996
Pulp, Paper Or Allied Products	24,841	6,149	1,287	22	32,300
Rubber Or Misc Plastics	1,870	62	174	0	2,106
Secondary Traffic	930	309	397		1,637
Shipper Association Traffic					
Shipping Containers					
Small Packaged Freight Shipments					
Textile Mill Products	404	29	5		438
Tobacco Products					
Transportation Equipment	27	1	2		31
Waste Or Scrap Materials					
Grand Total	45,431	10,505	6,658	32	62,626

Appendix K
1995 COMMODITY SPECIFIC ANALYSIS

Appendix K 1995 COMMODITY SPECIFIC ANALYSIS

For purposes of this analysis, there are four tiers of commodities based on total tonnage hauled to and from Nevada:

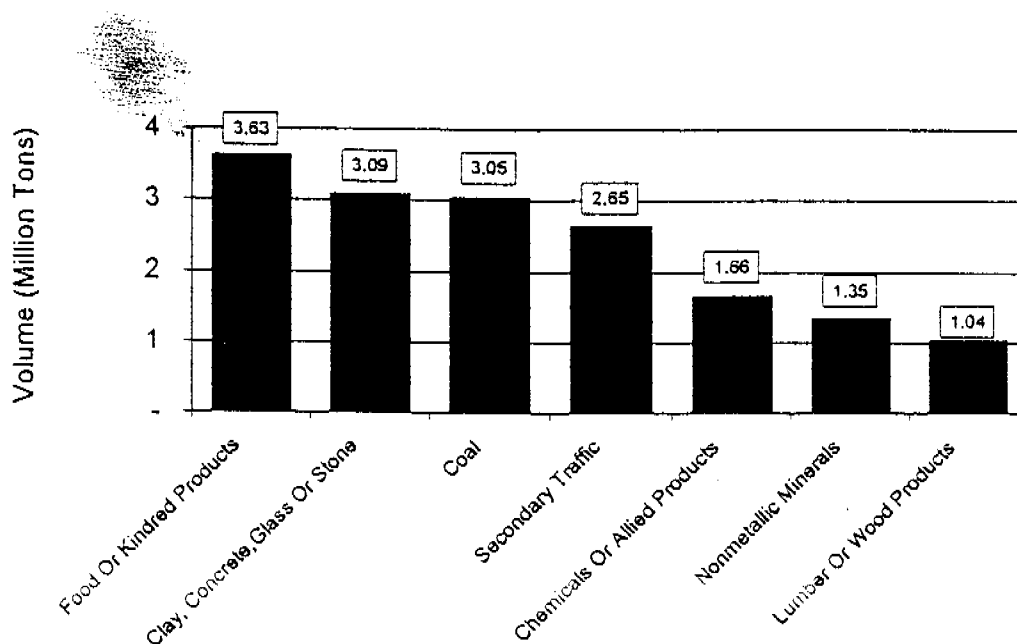
- Ⓜ Over 1 million tons
- Ⓜ 250,000 to 1 million tons
- Ⓜ 10,000 to 250,000 tons
- Ⓜ less than 10,000 tons

OVER 1 MILLION TONS

There are seven 2 digit STCC commodity sectors which fall into this range; food or kindred products (3.63 million tons), clay, concrete, glass and stone (3.09 million tons), coal (3.05 million tons), secondary traffic (2.65 million tons), chemicals or allied products (1.66 million tons), nonmetallic minerals (1.35 million tons), and lumber or wood products (1.04 million tons).

Food and kindred products, secondary traffic and clay, concrete, glass or stone tended to be trucked, the latter specifically by private truck (concrete). Coal and nonmetallic minerals were shipped mostly by rail, while chemicals and lumber was shipped by a mix of rail and truck.

**Exhibit K-1
1995 TOTAL INBOUND & OUTBOUND FLOWS
By Commodity: Over 1 Million Tons**

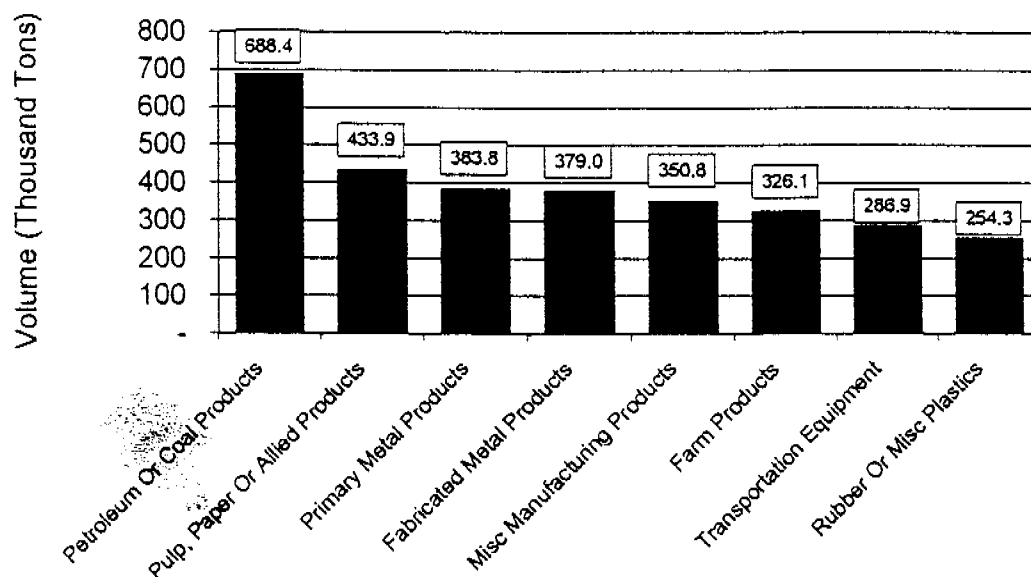


250,000 TO 1 MILLION TONS

This category included: Petroleum or coal products; pulp, paper or allied products; primary metal products; fabricated metal products; miscellaneous manufacturing product; farm products; transportation equipment, and rubber or miscellaneous plastics.

This commodity sector was shipped by a mix of modes, predominantly by truck, but relatively less by rail and relatively more by air, compared to the previous category (above 1 million tons).

Exhibit K-2
1995 TOTAL INBOUND & OUTBOUND FLOWS
By Commodity: 250,000 To 1 Million Tons



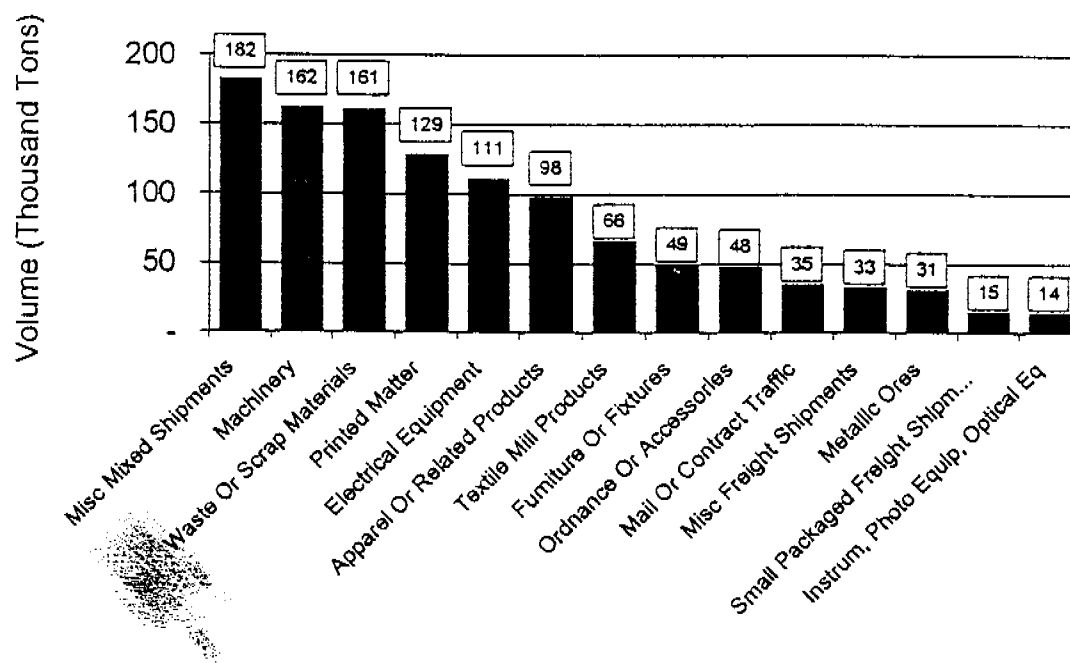
10,000 TO 250,000 TONS

This category consisted of 14 commodity sectors: Miscellaneous mixed shipments; machinery; waste or scrap materials; printed matter; electrical equipment; apparel or related products; textile mill products; furniture or fixtures; ordnance or accessories; mail or contract traffic; miscellaneous freight shipments; metallic ores; small packaged freight shipments; instruments, photo equipment, and optical equipment.

Appendix K: 1995 Commodity Specific Analysis

As with the previous category, the modal split is relatively diversified, with truck still dominating, but with intermodal rail and airfreight playing an increasingly stronger role. And even within the trucking sub-sector, less than load shipments had a relatively larger role than in the previous categories.

Exhibit K-3
1995 TOTAL INBOUND & OUTBOUND FLOWS
By Commodity: 10,000 To 250,000 Tons

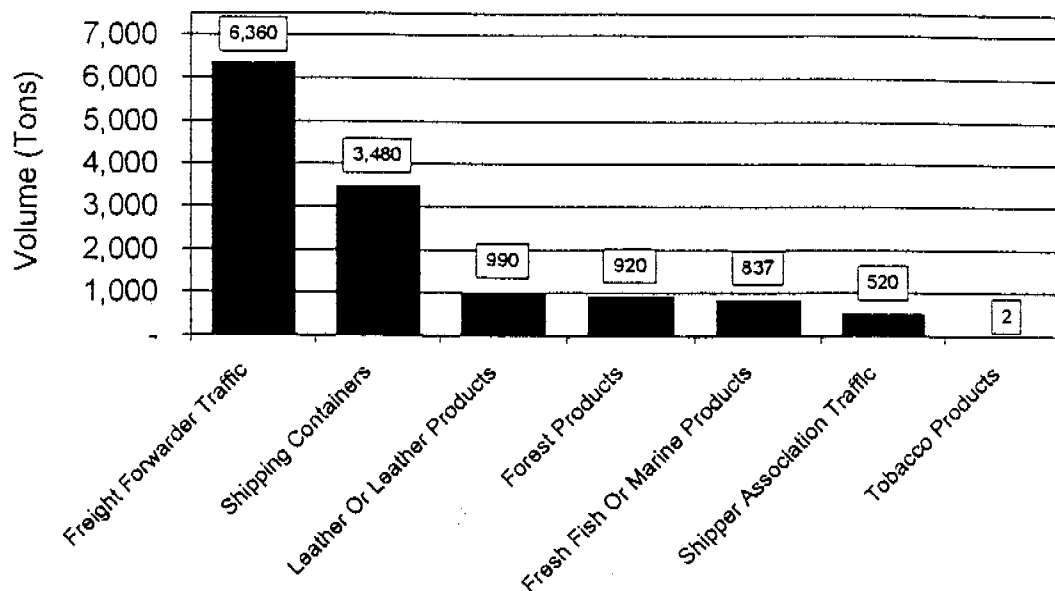


LESS THAN 10,000 TONS

There are 7 commodity sectors in this category: Freight forwarder traffic; shipping containers; leather or leather products; forest products; fresh fish or marine products; shipper association traffic; and tobacco products.

Leather and leather products and tobacco products were shipped as less than load, while all the rest were shipped rail intermodal.

Exhibit K-4
1995 TOTAL INBOUND & OUTBOUND FLOWS
By Commodity: Less Than 10,000 Tons



COMMODITY TRADE LANES BY MODE

We have identified the top 50 commodity trade lanes for each mode, for outbound and inbound commodity flows. This allows us to identify the top fifty commodity shipments as well as the trading partner for such shipments, and the total tonnage and share within each modal category.

These trade lanes are shown on tables in Appendix I, by modal direction.

Appendix K: 1995 Commodity Specific Analysis

Exhibit K-5
1995 OUTBOUND MODAL SPLIT ACROSS COMMODITIES

Commodity	Rail Car	Rail IMX	Truck Load	LTL	Pvt Truck	Air	Total
Fam Products	15,348	-	67,360	-	22,236	-	104,944
Forest Products	-	920	-	-	-	-	920
Nonmetallic Minerals	1,262,284	79,320	-	-	-	-	1,341,604
Ordnance Or Accessories	13,572	-	-	144	-	-	13,716
Food Or Kindred Products	21,440	9,360	349,032	33,335	214,132	-	627,299
Tobacco Products	-	-	-	1	-	-	1
Textile Mill Products	-	-	27,157	20,320	3,844	-	51,321
Apparel Or Related Products	-	920	24,763	27,238	1,866	654	55,441
Lumber Or Wood Products	13,800	1,840	85,994	767	422,570	-	524,971
Furniture Or Fixtures	-	-	13	487	-	-	500
Pulp, Paper Or Allied Products	-	920	2,550	685	5,546	-	9,701
Printed Matter	-	-	11,323	31,054	12,300	1,668	56,345
Chemicals Or Allied Products	346,680	640	33,037	7,629	23,476	-	411,462
Petroleum Or Coal Products	-	1,760	9,873	484	10,292	-	22,409
Rubber Or Misc Plastics	1,440	1,040	57,848	13,697	559	468	75,052
Leather Or Leather Products	-	-	-	3	-	-	3
Clay, Concrete, Glass Or Stone	657,064	1,880	223,975	3,837	1,191,087	156	2,077,999
Primary Metal Products	1,600	3,560	62,796	22,473	28,479	12	118,920
Fabricated Metal Products	6,432	400	12,930	20,811	14,675	913	56,161
Machinery	-	1,600	2,696	12,382	9,124	4,152	29,954
Electrical Equipment	-	360	1,133	6,328	201	2,578	10,600
Transportation Equipment	920	1,920	2,353	7,512	388	2,765	15,858
Instrum, Photo Equip, Optical Eq	-	-	1,139	1,000	32	821	2,992
Misc Manufacturing Products	-	2,160	9,415	34,765	2,359	-	48,699
Waste Or Scrap Materials	122,388	-	-	-	-	-	122,388
Misc Freight Shipments	28,000	-	-	-	-	-	28,000
Shipping Containers	560	1,320	-	-	-	-	1,880
Mail Or Contract Traffic	-	920	-	-	-	11,164	12,084
Freight Forwarder Traffic	-	2,560	-	-	-	-	2,560
Misc Mixed Shipments	-	39,360	-	-	-	-	39,360
Small Packaged Freight Shipments	-	2,120	-	-	-	-	2,120
Secondary Traffic	-	-	393,667	23,666	789,358	-	1,206,691
Total	2,491,528	154,880	1,379,054	268,618	2,752,524	25,350	7,071,953

Appendix K: 1995 Commodity Specific Analysis

Exhibit K-6
1995 INBOUND MODAL SPLIT ACROSS COMMODITIES

Commodity	Rail Car	Rail IMX	Truck Load	LTL	Pvt Truck	Air	Total
Farm Products	59,828	-	125,954	-	34,364	1,043	221,189
Fresh Fish Or Marine Products	-	-	-	-	-	837	837
Metallic Ores	30,972	-	-	-	-	-	30,972
Coal	2,942,816	-	103,002	-	-	-	3,045,818
Nonmetallic Minerals	3,800	-	-	-	-	-	3,800
Ordnance Or Accessories	33,924	-	-	48	-	-	33,972
Food Or Kindred Products	153,520	20,640	933,304	29,473	1,862,731	777	3,000,445
Tobacco Products	-	-	-	2	-	-	2
Textile Mill Products	-	-	7,202	6,810	259	356	14,627
Apparel Or Related Products	-	7,440	25,467	5,854	2,211	1,514	42,486
Lumber Or Wood Products	205,240	-	155,775	4,696	153,063	25	518,799
Furniture Or Fixtures	720	5,280	18,359	16,545	7,531	69	48,504
Pulp, Paper Or Allied Products	52,880	5,000	310,740	14,392	40,023	1,125	424,161
Printed Matter	-	4,080	56,040	7,116	1,691	3,411	72,337
Chemicals Or Allied Products	953,068	3,720	244,557	23,278	21,402	6,173	1,252,197
Petroleum Or Coal Products	323,912	7,040	224,892	1,365	108,749	76	666,034
Rubber Or Misc Plastics	1,960	27,760	120,962	19,730	7,924	949	179,285
Leather Or Leather Products	-	-	222	540	-	225	987
Clay, Concrete, Glass Or Stone	371,816	1,560	128,585	8,249	500,303	407	1,010,720
Primary Metal Products	56,760	-	161,835	33,466	12,777	35	264,872
Fabricated Metal Products	-	3,800	248,411	31,630	37,725	1,274	322,840
Machinery	2,000	13,000	48,605	22,358	37,775	8,233	131,971
Electrical Equipment	456	8,160	35,640	19,582	31,156	5,107	100,102
Transportation Equipment	62,480	22,920	154,019	20,127	6,220	5,323	271,090
Instrum, Photo Equip, Optical Eq	-	2,040	4,856	2,753	57	1,753	11,458
Misc Manufacturing Products	3,080	10,640	276,432	7,126	3,901	893	302,072
Waste Or Scrap Materials	38,200	-	-	-	-	-	38,200
Misc Freight Shipments	4,800	-	-	-	-	-	4,800
Shipping Containers	-	1,600	-	-	-	-	1,600
Mail Or Contract Traffic	-	2,600	-	-	-	20,284	22,884
Freight Forwarder Traffic	-	3,800	-	-	-	-	3,800
Shipper Association Traffic	-	520	-	-	-	-	520
Misc Mixed Shipments	-	143,120	-	-	-	-	143,120
Small Packaged Freight Shipments	-	12,920	-	-	-	-	12,920
Secondary Traffic	-	-	699,315	35,487	705,831	-	1,440,633
Total	5,302,032	307,640	4,084,175	310,626	3,575,694	59,887	13,640,053

Appendix L
SPARKS – FALLON CORRIDOR DETAIL

Appendix L SPARKS – FALLON CORRIDOR DETAIL

CORRIDOR DESCRIPTION

The corridor stretches 60 miles from the Sparks in the west to Fallon in the east. It is made up of segments of various highways:

- Ⓢ I 80 from Sparks to Fernley, a total of 30 miles.
- Ⓢ US 95A and US 50A from Fernley to US 50 at Leeteville Junction, a total of 21 miles.
- Ⓢ US 50 from the junction with US 50A to Fallon, a total of 9 miles.

The corridor links four for separate counties, having a combined population of more than 385,000 persons¹ -- a figure that is expected to grow 8.4 percent to about 420,000 in 2004. In all, 167,642 persons² are employed presently in the counties, with an average per capita income of about \$26,000 per year. The four regional Economic Development Agencies (EDAs) representing areas served by the corridor report that many new business are moving to locations that depend on the corridor for shipments. A map of the corridor appears earlier in this report as Exhibit 3-7.

I 80 has four lanes from the Sparks to Fernley. While US 95A is four lanes from the West Fernley (Wadsworth) Interchange through Fernley to the intersection of US 50A, US 50A and US 50 are mostly two lanes from Fernley to just west of Fallon. US 50 is four lanes through Fallon. Historically, corridor motor vehicle and truck traffic has grown approximately 2 to 3 percent per year over the last several years, as businesses have moved to corridor situated business parks and other industrial development areas. The Tahoe/Reno Industrial Center has been proposed for 14,000 acres near the Storey County/Lyon County Line near both I 80 and Fernley. As a result of increasing traffic and continuing business development plans, NDOT has begun upgrading parts of the corridor from two to four lanes.

The Union Pacific Railroad (UP) also serves the corridor. Its single-track main line runs parallel to I 80 from Sparks to Fernley. It then heads east to Hazen, parallel to US 50. This main line segment totals 42 route miles. A UP single-track branch line runs another 16 miles from Hazen to Fallon. The UP's facilities in Sparks and in north Reno at Parr Yard serve intermodal shippers in the corridor. Through its 1996 agreement with the UP, the Burlington Northern and Santa Fe Railway (BNSF) serves customers on the main line via trackage rights. However, it neither serves customers on the Fallon Branch, nor provides intermodal services at UP facilities in Nevada.

Businesses along the corridor requiring air cargo services have access to the Reno/Tahoe International Airport. More than 20 passenger and freight carriers handle air cargo at the facility.

¹ 1999 estimate, Nevada State Data Center.

² 1997 estimate, US Census.

Appendix L: Sparks – Fallon Corridor Detail

Reno/Tahoe International is the closest commercial airport offering freight service to corridor shippers.

CORRIDOR CHARACTERISTICS BY SEGMENT

The graphic depiction of the corridor appears as Exhibit 3-3 in the body of this report. Its components are discussed briefly below.

Highway: Sparks to Fernley

Highway: I 80 (30 miles)
Geometrics: Four-lane freeway built to Interstate freeway design standards
Interchanges: I 80: nine, including two which will connect the proposed Tahoe Reno Industrial Center in Storey County to I 80.

Highways: Fernley to Fallon

Highways: US 95A from I 80 to east of Fernley (2 miles)
US 50A from east of Fernley to Leeteville Junction with US 50 (19 miles)
US 50 from the junction with US 50A to Fallon (9 miles)
Geometrics: US 95A: a four-lane NHS highway between West Fernley and US 50A east of Fernley
US 50A: entirely a two-lane NHS highway
US 50: mostly a two-lane NHS highway³
Interchanges: I 80: two, West Fernley and East Fernley

Railroad: Sparks to Hazen

Rail line: Union Pacific Railroad main line (42 miles)
Track Class: Mostly FRA Class 4 Sparks to Hazen⁴, with a 0.6-mile section of FRA Class 3 track east of Sparks and a 0.3-mile section of FRA Class 3 trackage west of Fernley⁵
Facilities: Main classification yard in Sparks, serving all of Northern Nevada
Intermodal yards at Sparks and the Parr industrial area in north Reno
A siding plus one other track that can hold about 20 cars
Carriers: UP and BNSF (the latter via trackage rights)
Service: UP and BNSF offer local service six days a week between Sparks and Hazen

Railroad: Hazen to Fallon

Rail line: Union Pacific Railroad branch line (16 miles)

³ Subsegments have recently been upgraded to four lanes. US 50 is currently 4 lanes from approximately the Sheckler Cutoff Road approximately five miles west of Fallon through Fallon.

⁴ FRA Class 4 track can have a maximum running speed of 60 MPH.

⁵ FRA Class 3 track can have a maximum running speed of 40 MPH.

Appendix L: Sparks – Fallon Corridor Detail

Track Class:	FRA Class 2 ⁶
Facilities:	Switching yard at Fallon. The Fallon Branch has a gravity clump intermodal yard and several grain feeding sites in Fallon along with several rail spurs west of town.
Carriers:	UP exclusively (at present)
Service:	UP operates local service on the Fallon Branch six days a week; UP locals that serve Hazen also serve shippers on the Fallon Branch

COUNTIES IN ROUTE

Listed below are the four Nevada Counties served by the Sparks – Fallon Corridor. The counties are described in terms of the current (1999) and future population levels (2004); their economic conditions, i.e., jobs and payroll generated (1997); and economic development initiatives that likely will impact traffic on the corridor (identified in Working Paper #1).

Washoe

Population ⁷ :	1999: 322,810
	2004: 341,840
Employment ⁸ :	1997: 157,160
Annual Payroll:	1997: \$4.1 billion

The leading population, commercial, and industrial centers of Washoe County – and indeed for all of Northern Nevada – are located in Reno and Sparks. Together, these two communities serve as the western endpoint of the Sparks – Fallon Corridor. In the upcoming five-year period, the population of the county is forecast to grow 6 percent. Economic growth in the southern Washoe County can also be expected grow rapidly, given its proximity to major markets in northern and central California. The Economic Development Authority of Western Nevada (EDAWN), the regional EDA, has an active recruitment effort. Industrial parks in the area include:

- ® Spanish Springs Industrial Park
- ® Hi-tech Park in Dandini Business Park
- ® Reno West Business Park

Also, plans exist for another industrial park and related development in the Hungry Valley area. As these industrial parks growth, they trigger increasing traffic on local highways, including the Sparks – Fallon Corridor, as employees and truckers making pick-ups and deliveries find their way to businesses in these parks.

Most of the 30 miles of I 80 that lie within the Sparks – Fallon Corridor run through Washoe County.

⁶ FRA Class 2 track can have a maximum running speed of 25 MPH.

⁷ Nevada State Library and Archives, Reference Services, Nevada State Data Center.

⁸ Employment and payroll figures are from US Census data.

Appendix L: Sparks – Fallon Corridor Detail

Storey

Population:	1999:	3,790
	2004:	4,100
Employment:	1997:	296
Annual Payroll:	1997:	\$4.9 million

I 80 parallels the northern boundary of Storey County, crossing into the county only in its most northeastern portion. While the majority of the county's population and employment traditionally has been in the south, major growth can be expected from the proposed Tahoe Reno Industrial Center. This development will be located in the north, near Fernley and I 80. Of the four corridor counties, Storey has the lowest per capital payroll figure, totaling less than \$17,000 per employee per year.

Lyon

Population:	1999:	33,900
	2004:	43,060
Employment:	1997:	5,366
Annual Payroll:	1997:	\$127.8 million

Fernley is the major city in the northern portion of Lyon County. It has been the focus considerable economic development activity. According to the local EDA, the Lyon County Development Authority (LCDA), there are three industrial parks in Fernley alone. As mentioned before, the Tahoe/Reno Industrial Center will be located on 14,000 acres on the Storey County/Lyon County Line near Fernley. Generally speaking, an LCDA spokesperson opined for Working Paper #1 that that existing road structure in Lyon County will not be adequate to handle growth generated as new enterprises continue to be drawn to the area and as existing enterprises continue to expand.

Churchill

Population:	1999:	26,030
	2004:	29,910

Appendix L: Sparks – Fallon Corridor Detail

Employment:	1997: 4,820 ⁹
Payroll:	1997: \$101.8 million

Fallon is the terminus of the corridor, Churchill County's largest city, and the County Seat. Most of the county's commercial activity is centered in Fallon. A spokesperson for the local EDA, the Churchill Economic Development Authority (CEDA), reported that new businesses continue moving into Fallon. However, this success has come at a price paid in congestion, the CEDA spokesperson said. Truck traffic has followed the increased business activity between Fernley and Fallon, and this additional traffic has resulted in congestion. Lane widening as well as bypasses for both US 50 and US 95 in Fallon are necessary to improve the situation, the spokesperson said.

ACCESS TO MAJOR HIGHWAYS AND WESTERN MARKETS

The Sparks – Fallon Corridor is made up of four highway segments. As noted before, these are I 80, US 95A, US 50A and US 50. I 80 and US 50 provide links to other highway systems that, in turn, link the corridor businesses to markets throughout the West.

I 80 - I 80 constitutes half of the corridor, from Sparks in the west to Fernley in the east, a total of 30 miles. Businesses on the corridor can use I 80 to reach major markets in northern and central California (such as the San Francisco Bay Area, as well as the Sacramento and Fresno areas) as well as intermountain markets (Salt Lake City and Denver) and Midwestern markets (Omaha and Chicago). I 80 also provides links to:

- ® US 95 and markets in Oregon and the Pacific Northwest
- ® US 93 and markets in southern Idaho
- ® US 395 and markets in Northern and Southern California

US 95A: US 95A is only a short two-mile segment of the corridor. Linking I 80 with US 50A, it runs through Fernley.

US 50A: US 50A is the second longest segment of the corridor, running from US 95A in Fernley to US 50 at Leeteville Junction, a total of 19 miles.

US 50: US 50 comprises the third major segment of the corridor, from a junction with US 50A to Fallon, a total of nine miles. Businesses on the corridor can use US 50 to reach Carson City and major markets in Southern California via a junction with US 395. At the eastern end of the corridor in Fallon, they can use US 95 to reach markets in Southern Nevada (Las Vegas) and in Arizona (Phoenix) via a junction with US 93 in Las Vegas. US 95 also provides access north from Fallon to I 80.

⁹ The *Fallon Urban Area 2020 Transportation Plan*, published in September 1999, showed an employment figure almost twice that cited in the US Census data. That figure, for the 1998 base year, was 8,222 employees. According to the plan, the total employment is expected to grow 50 percent over the next 22 years, based on County Planning Department projections.

ACCESS TO RENO/TAHOE INTERNATIONAL AIRPORT

Businesses on the corridor, which have need of air cargo service, have easy access to the Reno/Tahoe International Airport. Located in eastern Reno, the airport is reached by I 80 and I 580. Assuming optimum conditions, driving time for a shipment over the 60-mile corridor from Fallon to cargo facilities at the airport could total between one and two hours.

ACCESS RAIL LINES AND WESTERN MARKETS

UP's lines in the corridor are made up of two segments. The first is the historic Southern Pacific (SP) main line running 42 miles between Sparks and Hazen. The second is the Fallon Branch, running 16 miles between Hazen and Fallon.

UP has its major Northern Nevada carload classification and intermodal facility in Sparks, on the west end of the corridor. It also has a small intermodal facility in the Parr industrial area north of Reno. The Parr Yard is reached by the Reno Branch running southeast from the historic Western Pacific transcontinental route in northeastern California. Minor switching facilities exist in Hazen and Fallon.

The historic SP transcontinental route and the Parr Yard intermodal facility connect carload and intermodal shippers on the corridor to major markets in California, the Intermountain region and the Midwest. The BNSF runs on the SP main line on trackage rights gained from UP as a result of negotiation for its support of the 1996 UP/SP merger. However, BNSF's access to corridor shippers is limited to those who were served by two carriers before the merger. (Now checking this with UP.) BNSF neither offers intermodal services in Nevada, nor does it access shippers on the Fallon Branch.

CURRENT ISSUES AND CONSTRAINTS

Highways

The issues repeated by various EDAs regarding conditions on the corridor pertain largely to congestion between Fernley and Fallon. In their opinion, the congestion results from businesses moving into industrial parks and other areas, which in turn generate truck traffic on the corridor. Clearly, the population of the counties along the corridor also is expanding. With an increasing population, motor vehicle traffic likely will grow as well. Set forth below are NDOT's Annual Average Daily Traffic Counts at key locations along the corridor in both 1990 and 1997. The increasing volumes are reflective of growth that continues to this day.

Table L-1
NDOT Annual Average Daily Traffic Counts
1990 and 1997

Appendix L: Sparks – Fallon Corridor Detail

Location	1990	1997	Percent Change
US 95A/Spur, 100' W. of US 95A (west of Fernley)	7,175	9,000	25.4
US 50A, 2 mi. E. of SR 282 (east of Fernley)	4,920	6,000	22.0
US 50A, 5 mi. W. of jct. of US 50 and US 50A (Leeteville Junction)	4,615	6,100	32.2
US 50, 2 mi. W. of SR 117 (Sheckler Cutoff Road west of Fallon)	6,785	9,400	38.5
US 50, 250' W. of Venturacci Place (in Fallon)	19,515	24,100	23.5

Source: NDOT 1997 Annual Traffic Report.

All records point to rapid growth in the corridor over the eight-year period. The most rapid vehicular growth occurred on US 50 between Leeteville Junction (with US 50A) and Sheckler Cutoff Road (west of Fallon). This segment is where US 50 traffic (e.g., traffic between Fallon and Carson City) and US 50A traffic (e.g., traffic between Fallon and Sparks) merge.

In terms of future traffic volumes in this corridor, these are expected to increase substantially. For example, on US 50 in Fallon, the AADT counts are estimated in the *Fallon Urban Area 2020 Transportation Plan* at 33,800 for 2020, or 40 percent more than the 1997 volume cited above. On US 50 west of Allen Road west of Fallon, the AADT is estimated at 25,500. This is 60 percent higher than the 1997 volume figure of 15,900 on this segment cited by NDOT. According to the *Fernley Town Master Plan* (August 1999), 2019 volumes are projected 60 percent higher through east Fernley versus the 1999 level. West of Fernley on I 80, the plan estimates 2019 volumes at more than 300 percent of the 1999 level. According to the *Regional Transportation Plan* for Washoe County, AADT of between 36,000 and 45,000 is expected for several miles east of Sparks on I 80 for 2010.

Based on EDA comments, future growth seems likely for the corridor. It is reasonable to assume that growth in the present 10-year period (2000 to 2009) will be similar to what has occurred in the past, or roughly 2 to 3 percent per year.

Railroads

EDA spokespersons cited persistent difficulty in contacting railroad representatives in the corridor. This constraint was important, they felt, since their shipper constituents related that contact with operators in the field was a prerequisite to good service. Field personnel understand shippers needs better than others in more remote locations. As discussed in Working Paper #1, NDOT might address this constraint by contacting the railroads on behalf of shippers in the

Appendix L: Sparks – Fallon Corridor Detail

corridor. The EDAs raised no issues with regard to capacity on either the historic SP main line from Sparks to Hazen, on the Fallon Branch, or at any corridor rail facility. Corridor volumes for 1994 and 1998, measured in terms of millions of gross ton-miles per mile (MGTM/M are traditional railroad measure of traffic densities on line segments), can be seen in Table 2 below.

Table L-2
Railroad Traffic in Millions of Gross Ton-Miles per Mile
1994 and 1998

Line	1994	1998	Percent Change
Sparks to Weso Main Line (via Fernley and Hazen)	23.26	18.36	(21.1%)
Fallon Branch (Hazen to Fallon)	.04	.12	300.0%

Source: 1998 Density Charts, Union Pacific Railroad.

The decline in main line ton-miles (inclusive in 1998 of both UP and BNSF trains) resulted from UP's well known service meltdown that crippled its system during 1997 and most of 1998. UP and BNSF serve customers on the main line with local trains out of Sparks. On the other hand, shipments on the Fallon Branch jumped dramatically. Working Paper #1 identified two major rail shippers in Fallon. These include a metal truss manufacture, which receives inbound material by rail. The other is a magnesium oxide shipper, moving product in covered hopper cars outbound. Strong business orders for one or both of these firms apparently have driven the increase in rail shipments on the branch. UP serves branch shippers with locals an estimated three days a week (checking).

UP/SP merger documents¹⁰ forecast post-merger UP railroad traffic on the main line at a constant 33 MGTM/M, or up 65 percent from the adjusted 1994 SP total of 20 MGTM/M. It should be noted that this volume is 83 percent more than UP's actual total for 1998, inclusive of the additional BNSF traffic traveling the route on trackage rights. Should volumes eventually reach the levels previously estimated, there would still appear to be sufficient capacity on the single-track main line. As evidence, SP moved than 50 MGTM/M on its single-track Southern Corridor between Yuma and Tucson in 1994. UP forecast no volumes for the Fallon Branch¹¹. While traffic on the line has increased substantially, sufficient capacity remains.

NDOT 10-YEAR IMPROVEMENT PLANS (2000-2009)

¹⁰ UP/SP-24, *Railroad Merger Application Vol. 3, Operating Plan*, ICC Finance Docket No. 32760, November 30, 1995.

¹¹ While UP did not forecast branch carload traffic in the merger documents, industrial plans in Hazen, along US 50 west of Fallon, and in Fallon proper suggest that rail and vehicle volumes along certain segments will increase with the likelihood of spurs and possible intermodal yards discussed later in this section.

NDOT plans¹² include widening all of US 50A from Fernley to Leeteville Junction and US 50 from two to four lanes during the current 10-year period (2000-2009). NDOT also has plans to widen all of US 50 from Leeteville Junction to Sheckler Cutoff Road (west of Fallon) to five lanes. US 50 or West Williams Avenue from Sheckler Cutoff Road through Fallon is now four lanes. This widening of the corridor highways is consistent with the profile of increasing population, business development, and vehicular traffic, and should be sufficient to handle future traffic growth between Fernley and Fallon. I 80 is a four-lane super highway between Fernley and Sparks. No EDA representing constituencies along the Sparks – Fallon Corridor cited capacity on I 80 as a problem.

MITIGATION FOR GREATER THAN EXPECTED CORRIDOR GROWTH

Should the presently planned improvements prove insufficient to handle the future freight-related volumes, NDOT might consider more far-reaching improvements. A tiered level of improvements could be instituted in a way appropriate to the demand for highway capacity. **Three strategies that might be employed are:**

Access management: This is the first tier of improvements, calling for the control of the number and location of driveways. It would be appropriate for minor incremental increases to traffic levels above those that are predicted here. The improvements, which would entail signaling and minor road access modifications on the Fernley – Fallon corridor segment, might require with state (non-federal) funds, if the need is reached prior to funding availability. No additional capacity on I 80 would be necessary.

Limited Access: This is the second tier of improvements in response to somewhat higher traffic levels. It would call for an expressway type of road, with greater control over driveways. Intersections would still be at-grade. Improvements would include more signaling and extensive modifications to access roads on the Fernley – Fallon corridor segment, financed with state (non-federal) funds. No additional capacity on I 80 would be necessary.

Grade Separated Expressway or Freeway: This would be the third tier of improvements, calling for the grade separation of driveways, frontage roads, and perhaps the implementation of FHWA freeway design standards. This would require a major state transportation infrastructure investment, which only would be justified by an extensive increase in traffic levels in the corridor. Improvements would include the connection from US 50A through the industrial area east of Fernley to I 80 and a new interchange. This arrangement would allow corridor traffic to bypass Fernley. Modification for additional capacity on I 80 in the Fernley area might be necessary, for which federal funds might be sought.

Other Strategies

¹² *Transportation System Projects, FY 2000 – 2009, NDOT.*

Appendix L: Sparks – Fallon Corridor Detail

Other strategies could include the building of a major rail yard east of Sparks, perhaps at Hazen, inclusive of an intermodal facility. This location would be central to points between Fernley and Fallon, and would provide for a short truck haul of trailers and containers to business parks and industrial developments in the area. With an intermodal facility at Hazen, some intermodal shipments could avoid corridor highways entirely. Still, an intermodal facility will generate truck traffic, and may well create a need for an interchange or freeway capacity or operational upgrades.

It should be noted, however, that railroad support for such a strategy would be unlikely, unless the yard provided some operating or marketing advantage versus existing facilities in Sparks and Parr Yard in north Reno. In the recent past, UP railroad officials have talked of consolidating rail yard operations outside of the Reno/Sparks area to a point further east along I 80 at Patrick. UP officials related that such a facility would (1) allow UP to consolidate its bifurcated operations in north Reno and Sparks, (2) save operating costs as a consequence. NDOT could explore a public/private partnership for a new yard in Hazen as a means of getting the attention of UP officials. Should it pursue this strategy, NDOT might negotiate for BNSF access to this facility to encourage competition for intermodal shippers' business in exchange for state funding contributions; as mentioned before, BNSF offers no intermodal service in Nevada now. The state might also negotiate for BNSF access to carload business on the Fallon Branch.

As noted in Phase 1 of the *Nevada Statewide Intermodal Goods Movement Plan*, air freight is expected to grow faster than either rail or truck modes for traffic originating and terminating in the state through Year 2005. This expectation is consistent with a shift to more just-in-time delivery patterns, which are becoming the rule in modern logistics. Businesses that locate on the corridor can be expected to bring these practices with them. Their air shipments via Reno/Tahoe International Airport will transload to trucks that, in turn, will contribute to corridor congestion. A mitigation could lie in developing local corridor airports as air cargo facilities. Such facilities might divert some shipments away from Reno/Tahoe International and consequently away from corridor highways. For example, a shipment going to a newly established business in Fallon might land at Fallon Municipal Airport and travel to destination by local delivery truck. In this case, the shipment would avoid US 50 and other corridor highways entirely.

A highway proposal to link I 80 and US 50 at Silver Springs would offer mitigation for growing vehicular traffic in the corridor. This roadway would traverse the proposed Tahoe Reno Industrial Center south of I 80 in Storey County. Traffic that the new industrial center might generate between Silver Springs and the center would divert from US 95A to this roadway. This traffic could include workers traveling from their homes in the Silver Springs area to jobs at the center. Also, traffic between Carson City and the center would divert to this roadway, as it would represent the most efficient route for this traffic.

Appendix M
FALLON: RURAL COMMUNITY PROFILE

Appendix M

FALLON: RURAL COMMUNITY PROFILE

In this section, the Fallon area in Churchill County is described in terms of its transportation infrastructure, and what shippers and carriers there have say about issues relating to the infrastructure.

GENERAL BACKGROUND

Fallon is the Churchill County Seat. It is located in western Churchill County at the intersection of US 50 and US 95. The intersection of these highways is the very center of the city. The city forms the eastern end of the so-called Fernley – Fallon corridor, which is comprised of US 50 and US 50A. The corridor is the focus of considerable economic development.

The City of Fallon has a population of approximately 8,000¹. Most of the population of Churchill County falls within the Fallon Urban Area. In 1998, approximately 31,000 of the county's 33,000 residents lived in the urban area.

Fallon's population will almost double to about 14,000 by 2020. The urban area will have slower growth, reaching about 39,000 in 2020. The county's population will be about 43,000 in that year.

The largest employer in the Fallon area is the Naval Air Station, Fallon. According to CEDA, about 300 persons were employed at by a contractor at the base as of 1996. The entrance to the facility is located six miles south of Fallon off of US 95.

HIGHWAYS AND MOTOR CARRIERS

US 95 provides the link between Fallon and I 80 33 miles to the north. Two lanes north of Fallon, US 95 becomes 4 lanes as it transitions into Maine Street in the northern part of the urban area. US 95 intersects US 50/Williams Avenue in Fallon's central business district. It continues west as West Williams Avenue to South Taylor Street, a two-lane road south of West Williams. It then continues south on Taylor toward Schurz.

US 50 runs through Fallon from east to west as West Williams. The highway provides the link to US 50A and Fernley to the northwest. US 50 also provides a connection to Carson City and US 395, 61 miles to the southwest. A two-lane road until near Scheckler Road west of Fallon, US 50 continues as a four-lane road through the urban area to Sherman Street on the Fallon's east side. US 50 continues eastward through the state to the Utah state line.

¹ Fallon Urban Area 2020 Transportation Plan, Executive Summary, Draft Final Report, September 19, 1999, p. i.

Appendix M: Fallon Rural Community Profile

The Fernley – Fallon corridor is 38 miles in length. It is made up of 9 miles of US 50 between Fallon and a junction with US 50A, and 29 miles of US 50A from the junction to Fernley.

According to Fallon Chamber of Commerce statistics, up to 10 for-hire common carrier trucking firms regularly serve the Fallon area. Express services include United Parcel Service (UPS), Federal Express and Emery Worldwide, among others.

RAIL SERVICE

Union Pacific Railroad serves Fallon with a 16-mile branch line running southeast from its former SP main line at Hazen. Shipments are dominated by loads of magnesium oxide trucked in from Gabbs (Nye County) and “dropped” into covered hopper cars at a city-leased overhead loading facility at West B Street and North Taylor Street. At that facility, trucks drive over a spillway atop the centerpoint on an overpass and unload into the covered hopper cars positioned directly below. The primary user of the facility reports that UP delivers empty cars and picks up loaded cars approximately three days a week.

AIRPORT

The Fallon Municipal Airport is a general aviation facility, offering no commercial air freight services. The closest air cargo facility is Reno/Tahoe International Airport, approximately 60 miles to the west.

SHIPPER/CARRIER CONCERNS

In order understand the transportation issues facing the freight shipping and hauling community in Fallon, a small number of shippers and carriers were interviewed by telephone. Their comments appear below.

Highway

Five discrete trucking operations were contacted for comment. While most mentioned some problem related to US 50, none related any particular problems with regard to US 95.

1. A spokesman for a contractor handling transportation logistics at the Naval Air Station identified some congestion in Fallon on US 50, but described it as “minimal.” Overall, traffic to and from the base utilizing all the area’s highways moves freely. Mitigating any potential for delays due to in-town congestion, the contractor routes shipments routinely off US 50 and onto the “Scheckler Cutoff”, west of Fallon. Scheckler Road bypasses Fallon, intersecting with US 95 south of the city.
2. A private trucking firm hauling grain from California for a dairy operation in the Fallon area identified reoccurring congestion on Williams Avenue/US 50 through Fallon as a well known problem, though one which has slight impact on the dairy’s trucking movements. The firm also identified a need for traffic light to enhance safety at the entrance of the

Appendix M: Fallon Rural Community Profile

Walmart discount store on West Williams Avenue between Russell and Taylor Streets. Along with congestion, there have been several accidents at this uncontrolled point, as motorists enter and exit the Walmart parking lot to and from 4-lane West Williams, the firm said.

3. A transportation manager for a tungsten carbide manufacturer located in Fallon indicated that, while there is reoccurring congestion on US 50 through Fallon, it does not pose a meaningful constraint on truck shipments.
4. A trucking dispatcher for a metal truss manufacture west of the urban area reported that increasing traffic in the Fernley – Fallon corridor is slowing trucks and causing a safety hazard. The firm uses trucks for outbound shipments (rail is used for inbound shipments, as noted below).
5. A for-hire trucking firm moving magnesium oxide from mines in Gabbs to the railcar loading facility in Fallon, reported no particular problems for these shipments reaching the loading site. These travel on US 50 to Fallon, and then turn north on North Taylor to the loading site. The firm related no particular trouble on city streets for this movement. However, the firm echoed safety concerns with regard to the uncontrolled entrance to the Walmart parking lot further west on Williams Avenue. Congested traffic at this uncontrolled point affects shipments traveling through Fallon to Reno. This trucker related another problem east of Fallon on US 50 and SR 361. That is, east of Sand Mountain to Gabbs, farmers leave food for their cattle beside the road. As a result, the cattle, which are free to range in the unfenced area, feed beside roadway. Two cows recently have been hit by the firm's trucks. The accidents resulted in the cows' deaths and several thousands of dollars in damage to the trucks.

Rail

Two rail shippers were contacted for comment. Both also ship by truck, and their comments appear above. Regarding rail, the metal truss manufacturer report that the majority of inbound material comes to the Fallon manufacturing plant by rail. This movement totals several carloads per week. While the shipper experienced service problems during UP's 1997-98 "meltdown," the railroad's performance since has improved. The key issue during the service problems was delay in local delivery of the cars from the UP's main line junction at Hazen.

UP's service problems during its meltdown also affected the magnesium oxide shipper. This operation uses the city-leased railcar loading facility at North Taylor Street and West B Street to drop shipments into covered hopper cars. As noted above, the firm uses a for-hire trucker to move the product from mines in Gabbs to the rail facility. UP takes the loaded cars to its main line connection at Hazen. The shipper reported that UP's service has improved over the last year. The shipper also has a boxcar loading operation west of Fallon, but shipments there are on a smaller scale.

ISSUES TO YEAR 2020

The City of Fallon and Churchill County undertook a traffic study in 1998 that validates the concerns expressed by shippers and carriers about US 50 in Fallon. Specifically, the study revealed that US 50 from the canal (west of the city) to Maine Street (junction of US 95 going north) operated at less-than-desirable conditions of congestion². Other troubled areas include US 95 south of the central business district and Wildes Road from Maine Street to Pasture Road.

The study, known as the *Fallon Urban Area 2020 Plan*, forecast that travel demand in the area will increase. This demand, which can be thought of as the *desire* to move from one location to another, will result in more vehicles traveling through the areas. The majority of movements will be east – west, implying increasing congestion on US 50 through all of Fallon. Traffic will also increase between points west of Fallon and points southeast of the city such as the Naval Air Station. This implies increasing congestion on South Taylor Street (US 95 south of US 50) and on the Scheckler Cutoff.

It should be noted that the City of Fallon and CEDA are pursuing the development of the New River Business Park southeast of Fallon. Development there will contribute to congestion on US 50 and US 95.

COMMENT ON FALLON

Trucker and truck shipper comments reveal concern with regard to congestion on US 50/West Williams Avenue in Fallon as well as west of Fallon, particularly in the Fallon – Fernley corridor composed of US 50 and US 50A. Comments reveal no particular concern regarding routes to the north, east and south of Fallon. Their concern about the Fernley – Fallon corridor does mirror that received from the CEDA.

As noted in preceding sections of this report, NDOT is planning to widen US 50A east of Fernley to the US 50 junction from two to four lanes within the upcoming 10 years. It is also planning to widen US 50 from two to five lanes from the junction of US 50A to the Scheckler Cutoff (US 50 continues as a four-lane road east of Scheckler Road through Fallon). Not addressed by NDOT planning is CEDA's comment regarding truck route bypasses for US 50 and 95 around Fallon. Also not addressed are trucker concerns for a traffic light at the Walmart parking lot entrance on West Williams Avenue. With the exceptions surfacing improvements on Scheckler Road, McClean Road (west of Fallon) and US 95 north of Fallon, NDOT plans do not cite specific improvements that will serve increasing traffic the urban area.

Rail shipper comments indicate that UP has been successful in correcting service problems resulting from its meltdown, and that service appears to be approaching (if not already at) historical norms.

² *Fallon Urban Area 2020 Transportation Plan*, Executive Summary, Draft Final Report, September 19, 1999, p. ii.

Appendix N
KEY TRANSPORTATION ISSUES OF THE EDAs

Appendix N: Key Transportation Issues of the EDAs

EDA	Population	Growth Potential and Competitive Advantages	Key EDA Initiatives	Freight Transportation Issues Identified by EDAs
Churchill Economic Development Authority (CEDA), serving Churchill County	<ul style="list-style-type: none"> • 1999: 26,030 • 2004: 29,910 • Change: 15% 	<p>Extensive and near term. The county's competitive advantages include major line rail services of UP and BNSF, proximity to the Reno/Carson City metropolitan areas and to major California markets, and good north-south and east-west highway links - I 80, US 50, US 50A, and US 95. Fallon, the County Seat, is the eastern end of the Sparks - Fallon Corridor made up of I 80, US 95A, US 50A, and US 50. The corridor has seen continuing growth in business activity, related goods movement, and population growth induced travel demand in recent years. There is no air cargo service at county airports.</p>	<p>Recruitment for the New River Business Park in southeastern Fallon, as well as for the Hazen Business Park.</p>	<ul style="list-style-type: none"> • Increasing truck traffic on US 50A and US 50 has resulted in noticeable congestion between Fernley and Fallon - the eastern segment of the Sparks - Fallon Corridor. As a result, CEDA cited the need for widening the highways between the two cities from two to four lanes. • Increasing traffic in Fallon is resulting in congestion. As a result, CEDA cited the need for truck bypasses for US 50 and US 95 around Fallon.
Economic Development Authority of Esmeralda and Nye Counties (EDEN)	<ul style="list-style-type: none"> • 1999: 35,000 • 2004: 45,450 • Change: 30% 	<p>Moderate and near term. Though the southeastern portion of the two-county area is close to Las Vegas, the area overall is comparatively isolated from major markets in California. Longer transit times translate into higher transportation costs, which constrain growth. The area is served by two NHS highways - US 95 and US 6. There is neither rail nor air cargo services at facilities within the two-county area.</p>	<p>Nevada Science and Technology Corridor along US 95 between Mercury and Tonopah. Also, Jackass Aeropark, an executive jetport to serve the corridor.</p>	<ul style="list-style-type: none"> • Adding lanes to mostly two-lane US 6 and US 95 to handle increasing truck traffic. • A rail line linking the US Army line at Hawthorne with the UP main line in Las Vegas. Such a line presupposes that the Army line, which connects with the UP's Mina branch, becomes open to general freight traffic. • The Nevada Science and Technology Corridor may drive demand for air cargo services at an airport in the two-county area.

Appendix N: Key Transportation Issues of the EDAs

EDA	Population	Growth Potential and Competitive Advantages	Key EDA Initiatives	Freight Transportation Issues Identified by EDAs
<p>Economic Development Authority of Western Nevada (EDAWN), serving Washoe County</p>	<ul style="list-style-type: none"> • 1999: 322,810 • 2004: 341,840 • Change: 6% 	<p>Extensive and near term. The area's proximity to major markets in California facilitates economic development. The area is served by three NHS highways - I 80, I 580, and US 395. UP and BNSF provide main line rail services in Washoe County. The Reno/Tahoe International Airport handles significant air cargo volume.</p>	<p>Active recruitment effort for Spanish Springs Business Park, Hi-tech Park in Dandini Business Park, and Reno West Business Park. Supports plans for another business park in Hungry Valley.</p>	<ul style="list-style-type: none"> • Continuing development north of Reno is resulting in congestion in the I 80 - I 580 interchange. The congestion is particularly noticeable during peak commute times. • Continuing development in Fernley and development of the proposed Tahoe Reno Industrial Center in Storey County will eventually result in more truck traffic on I 80 and the potential for greater congestion. • As residential growth in the Spanish Springs area continues, the need for alternative routes other than the Pyramid Highway (SR 445) is becoming critical. There will likely be increasing goods movement activity in the area as well, contributing for the need for route alternatives. Besides the existing Spanish Springs Business Park, another park is proposed for nearby Hungry Valley. • Southeast of Spanish Springs in Wingfield Springs, the southern portion of Vista Boulevard near I 80 is already congested due to industrial and residential development. • The opening of Redfield Campus on Mount Rose Highway (SR 431) will create more traffic on US 395 between the Mount Rose Highway and Reno.
<p>Elko County Economic Diversification Authority (ECEDA)</p>	<ul style="list-style-type: none"> • 1999: 51,540 • 2004: 60,849 • Change: 18% 	<p>Moderate and intermediate term. The county is relatively isolated from major markets compared to areas closer to California. As a result, transportation costs are</p>	<p>Development of an industrial park at Wells.</p>	<ul style="list-style-type: none"> • Improved access from I 80 to Elko Regional Airport is needed. • Improved contact with UP for shippers is needed.

Appendix N: Key Transportation Issues of the EDAs

EDA	Population	Growth Potential and Competitive Advantages	Key EDA Initiatives	Freight Transportation Issues Identified by EDAs
<p>Eureka County Economic Development Council (ECEDC)</p>	<ul style="list-style-type: none"> • 1999: 2,120 • 2004: 2,190 • Change: 3% 	<p>higher than in areas closer to the major markets. The higher costs are a constraint on growth. Other challenges to business development are limitations on supply of electricity and natural gas. Still, the area is served by several NHS highways – I 80, US 93 and US 93A; and by two competing main line railroads – UP and BNSF. Also, Elko Regional Airport handles air cargo.</p> <p>Moderate and intermediate term. The area is relatively isolated from major markets compared to areas closer to California. As a result, transportation costs are higher than in areas closer to the major markets. The higher costs are a constraint on growth. Still, Eureka County is served by two major east-west highways – I 80 and US 50; and by two competing transcontinental railroads – UP and BNSF. There is no air cargo service at county airports; the county's air cargo needs are served by Elko and Reno area airports. The county's major community, Eureka City, is located on US 50, and has superior roadway infrastructure, according to ECEDC.</p>	<p>ECEDC is focusing on business development in the northern portion of the county. This is because of the county's location astride I 80 and both the UP and BNSF railroads. Because electrical power and natural gas sources are sufficient to supply only existing users, ECEDC is looking for ways to increase these supplies in order to attract new businesses - primarily in the</p>	<p>ECEDC cited its major issue as the limited supplies of electrical power and natural gas that constrains its ability to draw new businesses to the county. Industrial development is centered in the north, while tourism development is centered in the south.</p>

Appendix N: Key Transportation Issues of the EDAs

EDA	Population	Growth Potential and Competitive Advantages	Key EDA Initiatives	Freight Transportation Issues Identified by EDAs
High Desert Economic Development Authority (HDEDA), serving Humboldt and Lander Counties	<ul style="list-style-type: none"> • 1999: 26,370 • 2004: 28,590 • Change: 8% 	<p>Moderate and intermediate term. The area is relatively isolated from major markets compared to areas closer to California. As a result, transportation costs are higher than in areas closer to the major markets. The higher costs are a constraint on growth. Competitive advantages include three NHS highways – I 80, US 95 and US 50; and service by two main line railroads – UP and BNSF. There is no commercial air freight service at Winnemucca Municipal Airport.</p>	<p>north.</p> <p>HDEDA is seeking to attract jewelry design and manufacturing, which might enjoy transportation cost benefits by locating near the area's gold mines.</p>	<ul style="list-style-type: none"> • Though the area is served well by major highways, its relative isolation results in higher transportation costs, which discourage industries from locating in the area. • UP and BNSF railroads are difficult for shippers to contact. The lack of local contacts makes doing business with the railroads problematical. • Winnemucca Municipal Airport needs expansion in order to attract business and air freight services to the area. There are no air freight services at the facility now.
Lincoln County Regional Development Authority (LCRDA)	<ul style="list-style-type: none"> • 1999: 4,280 • 2004: 4,440 • Change: 4% 	<p>Moderate and intermediate term. The area is relatively isolated from major markets compared to areas closer to California. As a result, transportation costs are higher than in areas closer to the major markets. The higher costs are a constraint on growth. Another challenge to growth is the lack of an interstate highway, though US 93 provides links to I 80 in the north and I 15 in the south. The county is served by the UP main line, with a station stop in Caliente. There is no air cargo service at county airports.</p>	<p>Attracting businesses and improving access to Meadow Valley Industrial Park in Caliente is LCRDA's major initiative. The EDA is working with UP to install a rail spur at the industrial park.</p>	<ul style="list-style-type: none"> • Retaining the NHS designation for US 93 is highly important for attracting businesses to Pioche and Caliente. Meadow Valley Industrial Park in Caliente promotes itself as being located on an NHS highway. LCRDA fears that losing this designation may lessen its ability to attract business to the area. • US 93 needs resurfacing in various spots between Caliente and Alamo to improve truck ride quality. • A rail spur at Meadow Valley Industrial Park is needed to attract business to the park.
Lyon County Development	<ul style="list-style-type: none"> • 1999 33,900 • 2004 43,060 	<p>Extensive and near term. The area's proximity to the urbanized</p>	<p>Three industrial parks in Fernley, and</p>	<ul style="list-style-type: none"> • LCDA noted its concern that the current road system in Lyon County is not adequate to

Appendix N: Key Transportation Issues of the EDAs

EDA	Population	Growth Potential and Competitive Advantages	Key EDA Initiatives	Freight Transportation Issues Identified by EDAs
Authority (LCDA)	<ul style="list-style-type: none"> Change: 27% 	<p>Reno/Sparks area, Carson City, the proposed Tahoe Reno Industrial Center in Storey County, and to major markets in California enhances its development potential. The area is served by four NHS highways – I 80, US 95A, US 50 and US 50A; and by two competing railroads – UP and BNSF. Outside of nearby Reno/Tahoe International Airport, there is no air cargo service at local airports.</p>	<p>Industrial areas in Silver Springs and Yerington. Also, the Dayton industrial area southeast of Dayton across the Carson River.</p>	<ul style="list-style-type: none"> handle projected growth. LCDA also noted its concern that NDOT should be more flexible in applications of design criteria in order to take into consideration the needs of county businesses. Improved UP contact with rail shippers is needed. The EDA cited a recent example of poor communication, in which UP insisted on an expensive grade separation in a Fernley business park where train traffic is light. Need for a second Carson River crossing to improve access the Dayton industrial area.
Mineral County Economic Development Authority (MCEDA)	<ul style="list-style-type: none"> 1999: 6,600 2004: 6,530 Change: -1% 	<p>Moderate and intermediate term. Though adjacent to the California State Line, it is still relatively isolated from that state's major markets. As a result, transportation costs are higher than in areas closer to the major markets. The higher costs are a constraint on growth. The county is served by three NHS highways – US 95, US 95A and US 6. The county lacks commercial rail service; the only rail line in the county is restricted to US Army traffic. There is no air cargo service at county airports.</p>	<p>Development of Babbitt Properties, a former US Department of Defense facility, as an industrial park. The EDA is seeking to attract an electrical component manufacturer to Hawthorne.</p>	<ul style="list-style-type: none"> More passing lanes of US 95 needed. Improved access off US 95 to Babbitt Properties needed. Paving of SR 839 as a short cut route between Hawthorne and US 50 desired to enhance area's attractiveness to industry. Expansion of Hawthorne Municipal Airport runway desired to draw business development activities to the county. Lifting of the US Army's restriction on general freight use of the Hawthorne branch line in order to encourage economic development. The line, which joins the UP's Mina branch in Wabuska, currently handles only Army traffic.
Nevada Development Authority (NDA), serving Clark County	<ul style="list-style-type: none"> 1999: 1,337,440 2004: 1,656,840 Change: 24% 	<p>Extensive and near term. The area's population size and growth generates substantial economic development in and of itself. Further, Clark County is the closest Nevada county to major markets in</p>	<p>Recruiting warehousing and distribution industry enterprises, among others, for the NTS industrial facility (the</p>	<ul style="list-style-type: none"> High traffic volumes on I 15 between Las Vegas and the California State Line impede goods movement. US 95 between Summerlin and Las Vegas is very congested in the morning and evening commute periods.

Appendix N: Key Transportation Issues of the EDAs

EDA	Population	Growth Potential and Competitive Advantages	Key EDA Initiatives	Freight Transportation Issues Identified by EDAs
<p>Northern Nevada Development Authority (NNDAs), representing Carson City as well as Douglas and Storey Counties.</p>	<ul style="list-style-type: none"> • 1999: 98,550 • 2004: 109,110 • Change: 10% 	<p>Southern California. It is the nexus of several NHS highways in Nevada – I 15, I 515, US 93 and US 95. UP serves Las Vegas. McCarran International Airport is a major air cargo center. Clark County's location as a point on the congressionally designated CANAMEX Corridor may positively influence business development in the county.</p>	<p>former federal Nevada Test Site). Also recruiting distribution and manufacturing businesses for the Apex Industrial Park near Nellis Air Force Base.</p>	<ul style="list-style-type: none"> • The winding two-lane segment of US 93 southeast of Las Vegas to Hoover Dam is a severe constraint for efficient goods movement between Southern Nevada and Arizona. • Events at the Las Vegas Speedway near Nellis Air Force Base cause traffic congestion and delay goods movement on I 15 and Las Vegas Boulevard North. • NDA supports plans for the proposed Ivanpah Airport along I 15 south of Las Vegas as a means of increasing air cargo capacity in Clark County.
<p>Pershing County</p>	<ul style="list-style-type: none"> • 1999: 7,310 	<p>Extensive and near term. The area's proximity to the urbanized Reno/Sparks area and to major markets in California enhances its development potential. The area is served by several NHS highways – I 80, US 50, and US 395; and by two competing railroads – UP and BNSF. Outside of nearby Reno/Tahoe International Airport, there is no air cargo service at local airports. A proposed highway linking Asmeara and I 80 with Silver Springs and US 50 (and nearby US 95A) will traverse Storey County as well as a portion of northwestern Lyon County; it will serve the Tahoe Reno Industrial Center.</p> <p>Moderate and near term. The</p>	<p>The proposed Tahoe Reno Industrial Center in Storey County. Existing business parks include seven in Douglas County and seven in Carson City.</p>	<ul style="list-style-type: none"> • Four lanes on US 50 needed between Dayton and Silver Springs to relieve recurring congestion caused by increasing business activity and population growth induced travel demand. • US 395 bypass through Carson City needed to allow for faster truck transit times. • Traffic lights needed on US 395 through Minden and Gardnerville to improve truck flows through these growing communities.
<p>Pershing County</p>	<p>• 1999: 7,310</p>	<p>Moderate and near term. The</p>	<p>Pershing County</p>	<p>PCEDA's input was provided by the Western</p>

Appendix N: Key Transportation Issues of the EDAs

EDA	Population	Growth Potential and Competitive Advantages	Key EDA Initiatives	Freight Transportation Issues Identified by EDAs
Economic Development Authority (PCEDA)	<ul style="list-style-type: none"> • 2004: 8,400 • Change: 15% 	<p>county's location astride I 80 near the urbanized Reno/Sparks area, as well as the ongoing development in the Sparks - Fernley Corridor, should facilitate growth. The area is also served by two competing transcontinental railroads - UP and BNSF. There is no air cargo service at county airports.</p>	<p>Industrial Area, west of Lovelock on I 80.</p>	<p>Nevada Development District (WNDD), an association of governments in six western Nevada counties: Churchill, Douglas, Lyon, Mineral, Storey, and Pershing. WNDD cited the need for improved transit to move workers to their jobs in all its constituencies, including Pershing County.</p>
White Pine Economic Diversification Council (WPEDC)	<ul style="list-style-type: none"> • 1999: 10,930 • 2004: 11,670 • Change: 7% 	<p>Moderate and intermediate term. The county is relatively isolated from major markets compared to areas closer to the California. As a result, transportation costs are higher than in areas closer to the major markets. The higher costs are a constraint on growth. Another challenge to business development is the lack of a source for natural gas used by industry, and no operating railroad. The area is served by three NHS highways - I 80, US 93 and US 50. Air freight services are provided at Yelland Field in Ely.</p>	<p>WPEDC identified the area surrounding Ely Municipal Airport (Yelland Field) as an area conducive to economic development.</p>	<ul style="list-style-type: none"> • Continued improvements to US 93 and US 50 needed to enhance the area's appeal for new business and to reduce transit times for motor carriers serving businesses in the area. • New operator needed for the Nevada Northern Railroad. Formerly operated as BHP Nevada, serving BHP's copper ore mine Riepetown, the railroad closed in July 1999. • Yelland Field, which handles limited air freight business, needs maintenance equipment, as well as paving of the apron and taxiway.

Appendix O
KEY INITIATIVES OF THE MPOS

Appendix O

KEY INITIATIVES OF THE MPOs

Washoe County and Clark County both have Regional Transportation Commissions (RTCs). These RTCs function as the regional Metropolitan Planning Organizations (MPOs), whose task it is, among other things, to coordinate transportation projects as part of an overall strategy to improve mobility of people and freight. The Lake Tahoe area also has an MPO, however freight planning is a lesser concern there than in either of the larger Nevada-only regions. There are no other MPOs in the state.

In this Appendix, the major transportation issues (including goods movement issues) and key initiatives of the RTCs are listed. The purpose of this discussion is to capture these issues and initiatives in order to facilitate the coordination of statewide and MPO efforts per the guidelines of the Transportation Equity Act for the 21st Century (TEA-21), the ruling federal legislation pertaining to intermodal planning.

REGIONAL TRANSPORTATION COMMISSION OF WASHOE COUNTY

In its *Regional Transportation Plan* (August 1999), the Regional Transportation Commission of Washoe County analyzed goods movements, or freight mobility, needs within the county. The effort involved the investigation of rail, air cargo and trucking system needs that constrain efficient goods movement. From this needs assessment, the RTC developed specific plans to address the issues driving these needs. These included mode-specific solutions identified on a short-range basis (to 2002) and also on a long-range, 20-year basis.

REGIONAL TRANSPORTATION COMMISSION OF CLARK COUNTY

The RTC for the greater Las Vegas area may issue a Request for Proposal (RFP) pertaining to urban goods movement in Year 2000. The proposed study's work scope calls for an inventory of goods movement by volume, mode and destination in the Las Vegas Valley. Presumably, this study will highlight constraints to efficient freight movement in the Valley now, in the short-term, and in the long-term.

ISSUES AND KEY INITIATIVES OF WASHOE AND CLARK COUNTY RTCs

Apart from these studies, some of the issues identified by the RTCs and key initiatives they are planning to address these issues can be seen in Exhibit O-1 below.

Exhibit O-1

**Summary of Regional Transportation Commission Plans
in Washoe and Clark Counties¹**

Organization	Major Issues	Key Initiatives
Regional Transportation Commission of Washoe County (Reno/Sparks)	<ul style="list-style-type: none"> • Roadway preservation and maintenance • Air quality non-attainment 	<ul style="list-style-type: none"> • Transportation System Management • Impact fee development • New transportation funding sources • Adequate transit funding • Public/private innovative financing • Roadway construction and expansion
Regional Transportation Commission of Clark County	<ul style="list-style-type: none"> • Promotion of alternative transportation modes • Financial and air quality constraints on highway construction • Current system cannot absorb dynamic projected population growth 	<ul style="list-style-type: none"> • Fixed guideway system, i.e., light rail • MIS corridor studies • Transportation Demand Management • Public/private innovative financing • Integration of all modal opportunities • Roadway construction, management, expansion, preservation

¹ Matrix sources include:

- *Transportation Improvement Program, Fiscal Years 2000 – 2002*, Regional Transportation Commission of Clark County; January 2000.
- *Regional Transportation Plan, Fiscal Years 1998 – 2020*, Regional Transportation Commission of Clark County, January 1998.
- *Unified Planning Work Program, Fiscal Year 2000*, Regional Transportation Commission of Clark County, April 1999.
- *Unified Planning Work Program, Fiscal Year 2000*, Regional Transportation Commission of Washoe County, June 1999.
- *Regional Transportation Plan*, Regional Transportation Commission of Washoe County, Amendment #5, August 1999.