

NDOT FUNDING

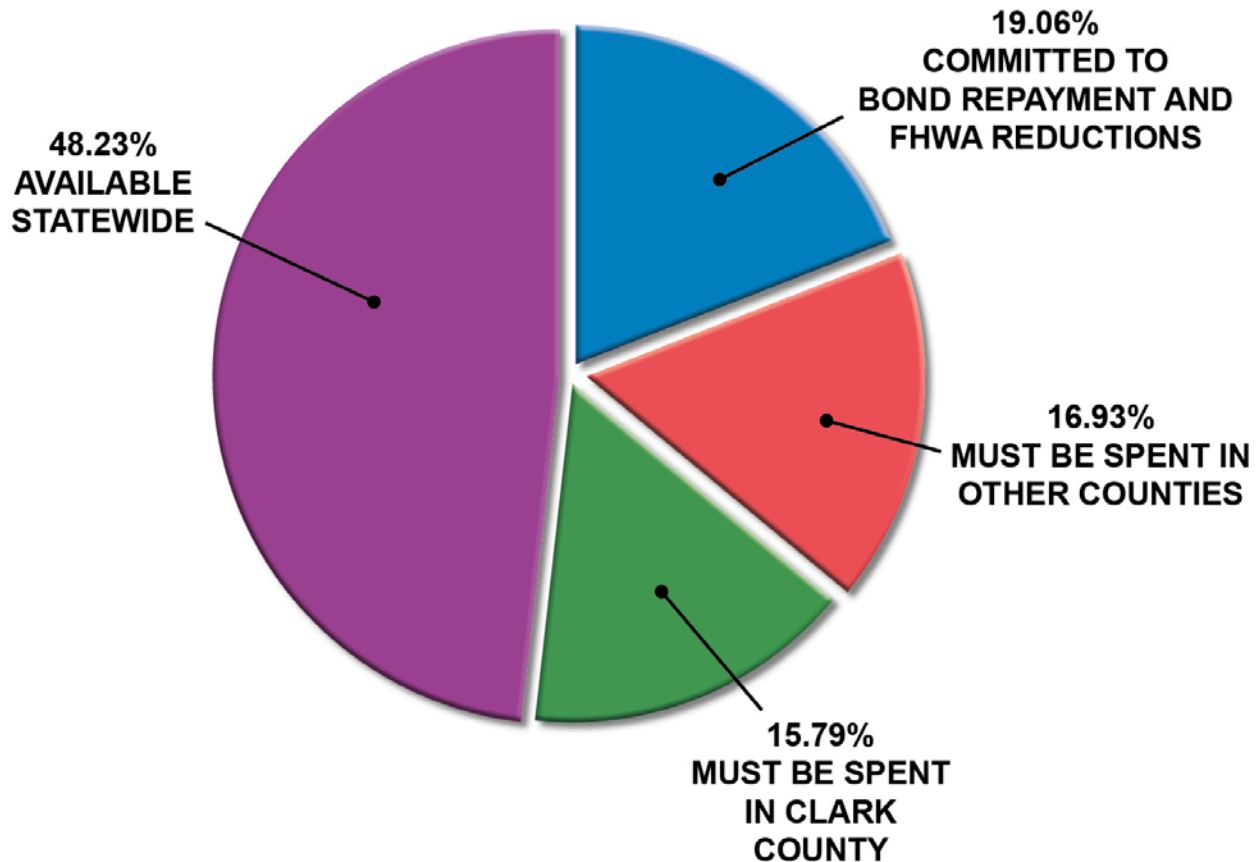
NEVADA DEPARTMENT OF TRANSPORTATION



STATE HIGHWAY FUND REVENUE SOURCES

- **FEDERAL HIGHWAY TRUST FUND**
- **STATE HIGHWAY FUND**
- **OTHER FUNDS**

MAP-21 APPORTIONED FUNDS



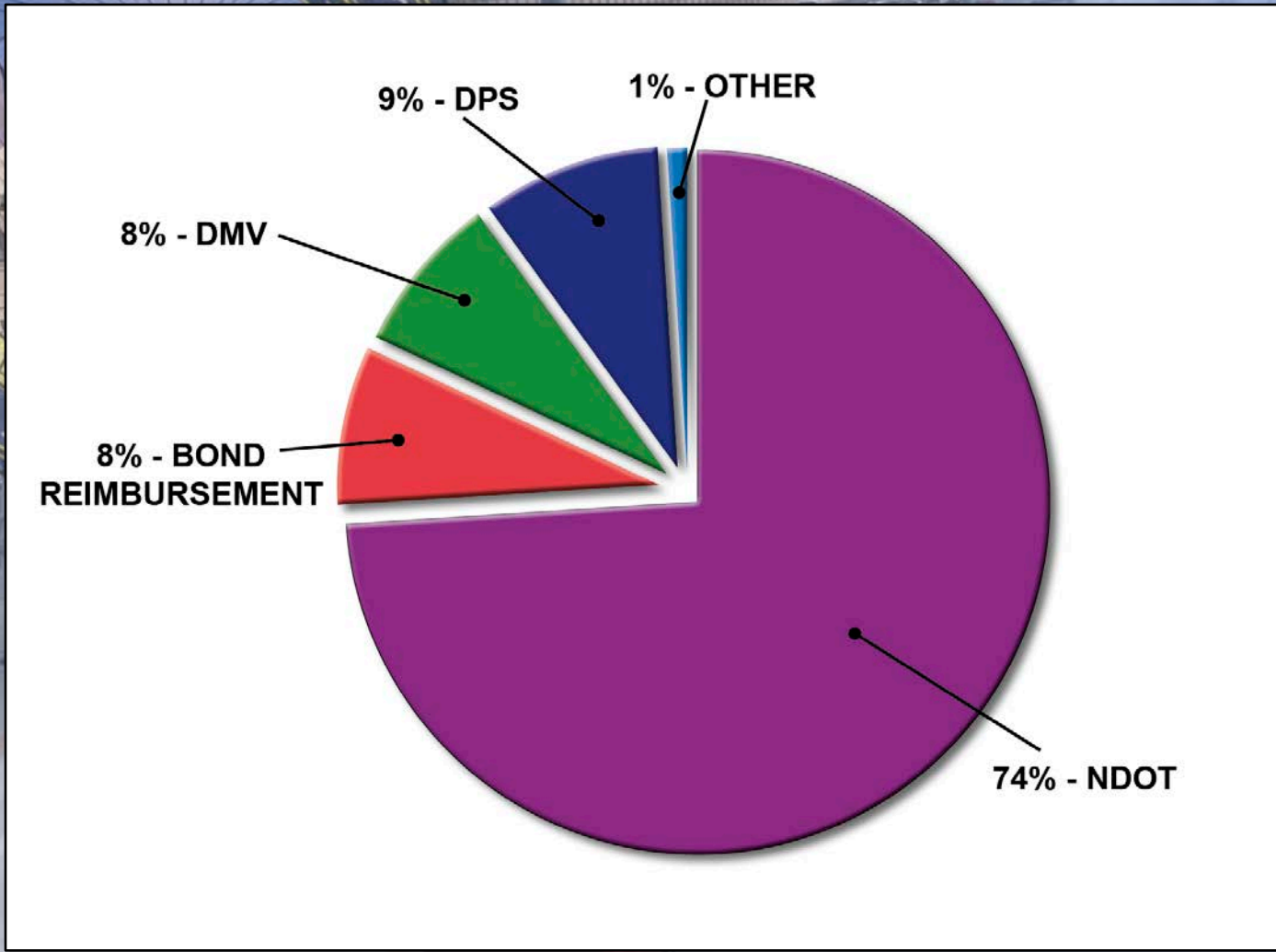
FEDERAL FUNDS DIRECT TO RTC OF SOUTHERN NEVADA

- **CMAQ – CONGESTION MITIGATION AND AIR QUALITY**
- **METROPOLITAN PLANNING CLARK COUNTY**
- **STP (SURFACE TRANSPORTATION PROGRAM) > 200K
POPULATION: LAS VEGAS – HENDERSON**
- **TAP (TRANSPORTATION ALTERNATIVES PROGRAM)
URBANIZED POPULATION > 200K LV - HENDERSON**

FEDERAL FUNDS TO OTHER COUNTIES

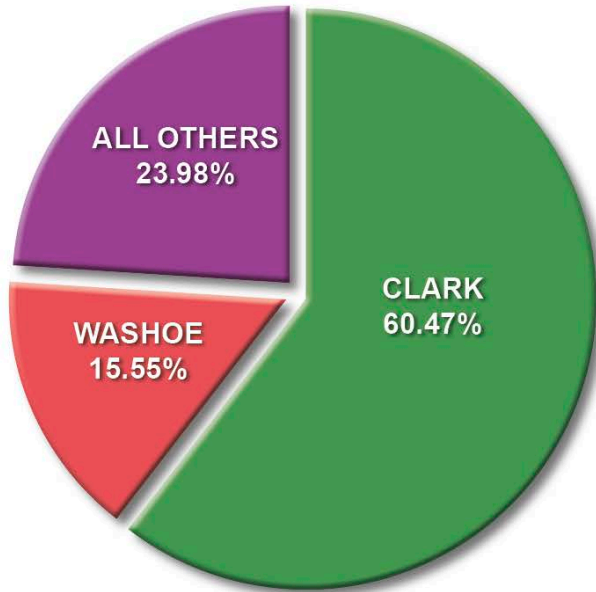
- RAIL HIGHWAY CROSSING
- HIGHWAY SAFETY IMPROVEMENT PROGRAM
- STATEWIDE PLANNING
- MPO (METROPOLITAN PLANNING ORGANIZATION) PLANNING (RENO,CARSON, TAHOE)
- AREAS POPULATION < 5K
- TAP URBANIZED > 200K RENO
- RECREATIONAL TRAILS
- CMAQ – RENO
- STP 5 – 200K POPULATION
- STP < 5K
- STP OFF SYSTEM BRIDGES
- RESEARCH & DEVELOPMENT

AVERAGE STATE HIGHWAY FUND DISTRIBUTION

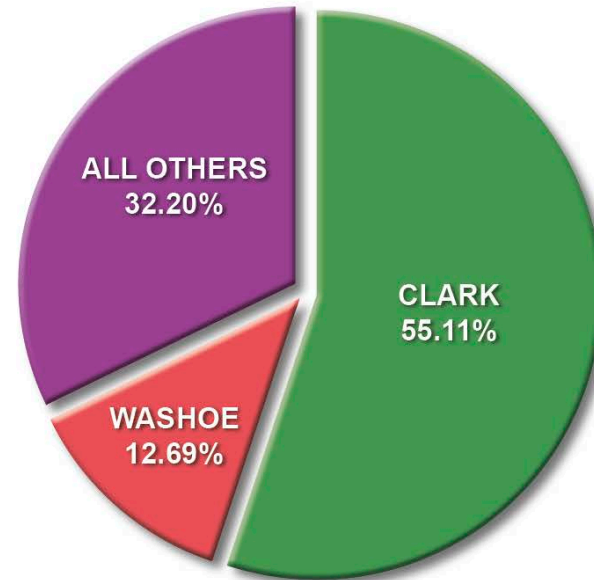


STATE FUEL TAX GENERATED FOR FISCAL YEARS 2008 - 2012

STATE GAS REVENUES
2008 - 2012



PROJECT FUNDING ALLOCATIONS*
2008 - 2012



*INCLUDES FEDERAL, STATE AND OTHER

ALL OTHER COUNTIES PERCENTAGE OF ALLOCATIONS FOR FISCAL YEARS 2008 - 2012

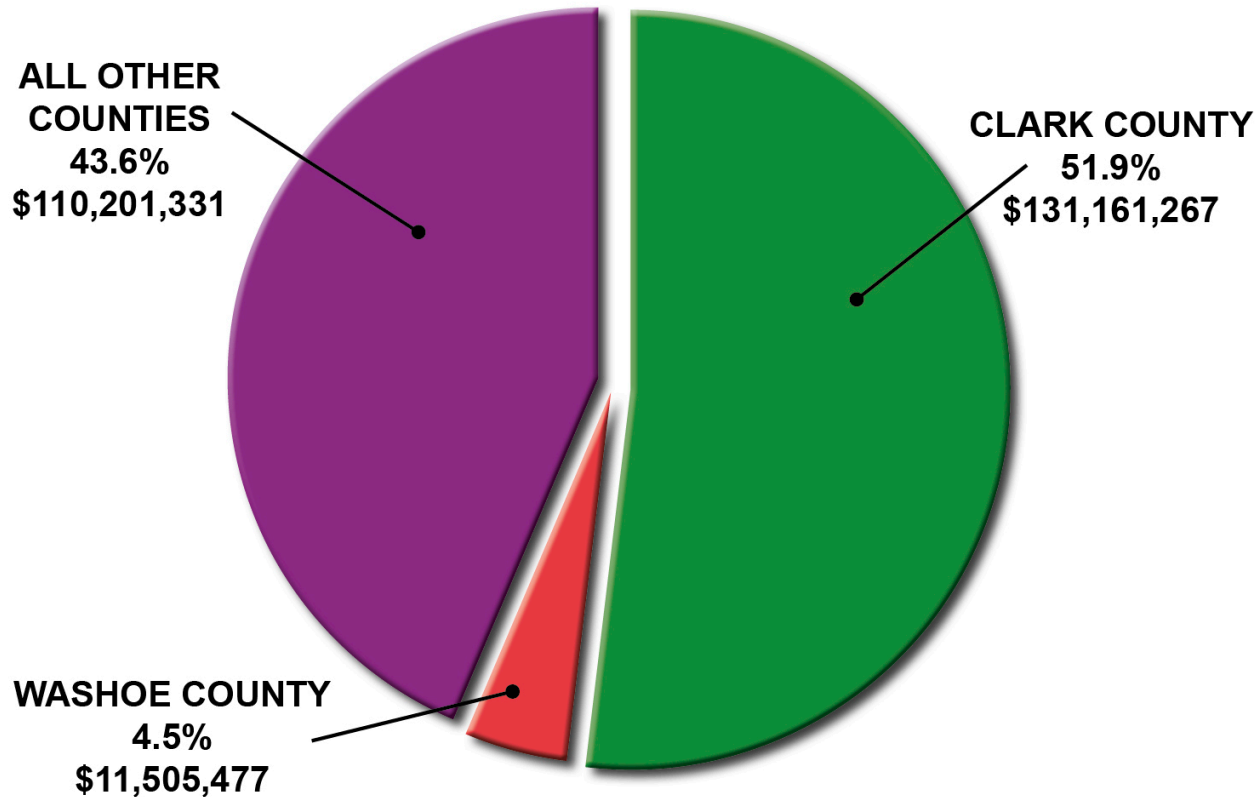
OTHERS (5 – YEAR AVERAGE):

CARSON CITY	1.09%	CHURCHILL COUNTY	1.91%
DOUGLAS COUNTY	1.83%	ELKO COUNTY	7.55%
ESMERALDA COUNTY	0.65%	EUREKA COUNTY	1.84%
HUMBOLDT COUNTY	2.05%	LANDER COUNTY	1.13%
LINCOLN COUNTY	0.87%	LYON COUNTY	3.91%
MINERAL COUNTY	1.26%	NYE COUNTY	2.42%
PERSHING COUNTY	2.81%	STOREY COUNTY	0.39%
WHITE PINE COUNTY	0.85%	STATEWIDE PROJECTS	1.64%

TOTAL: 32.20%

PROJECT ALLOCATIONS FOR FISCAL YEAR 2013

TOTAL PROJECT ALLOCATION BY COUNTY



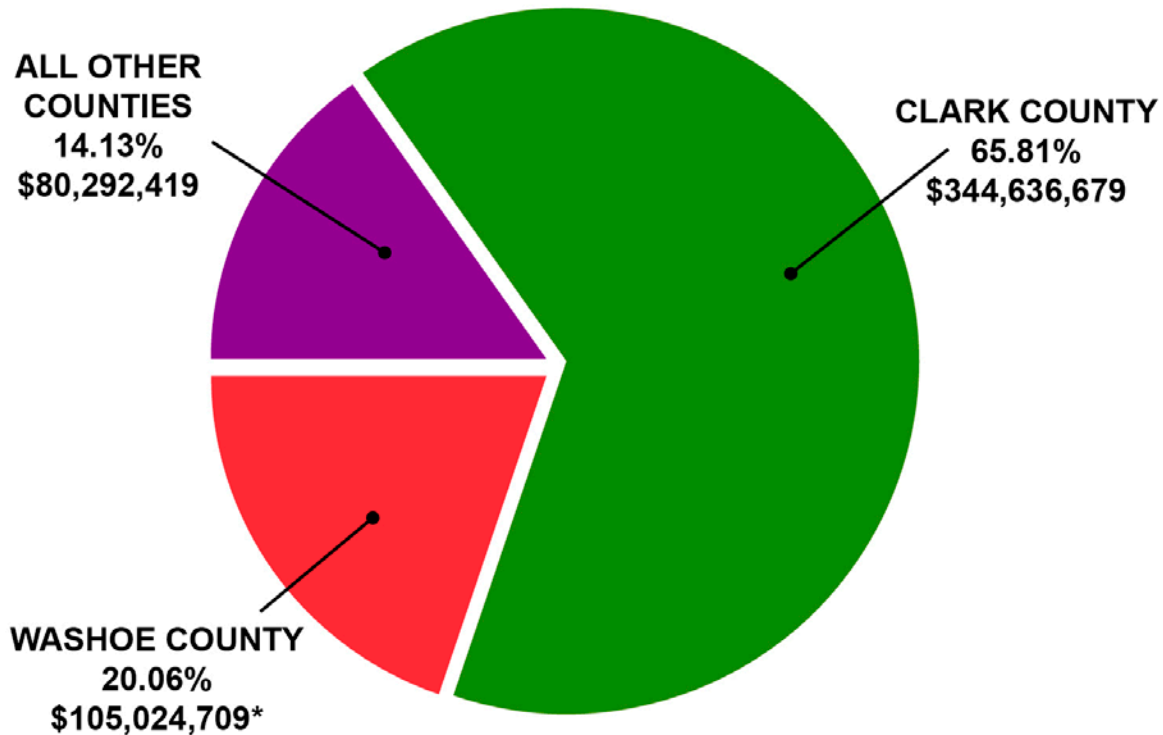
ALL OTHER COUNTIES PERCENTAGE OF ALLOCATIONS FOR FISCAL YEAR 2013

CARSON CITY	4.19%	CHURCHILL COUNTY	0.35%
DOUGLAS COUNTY	0.81%	ELKO COUNTY	5.25%
ESMERALDA COUNTY	0.03%	EUREKA COUNTY	10.14%
HUMBOLDT COUNTY	17.93%	LANDER COUNTY	0.25%
LINCOLN COUNTY	0.93%	LYON COUNTY	0.01%
MINERAL COUNTY	0.29%	NYE COUNTY	1.80%
PERSHING COUNTY	0.18%	STOREY COUNTY	0.00%
WHITE PINE COUNTY	1.18%	STATEWIDE PROJECTS	0.25%

TOTAL 43.6%

PROJECT ALLOCATIONS FOR FISCAL YEAR 2014

TOTAL PROJECT ALLOCATION BY COUNTY



*NOT INCLUDING LOCAL FUNDS FOR S.E. CONNECTOR

ALL OTHER COUNTIES PERCENTAGE OF ALLOCATIONS FOR FISCAL YEAR 2014

CARSON CITY	0.96%	CHURCHILL COUNTY	0.21%
DOUGLAS COUNTY	1.67%	ELKO COUNTY	2.36%
ESMERALDA COUNTY	0.22%	EUREKA COUNTY	0.25%
HUMBOLDT COUNTY	4.29%	LANDER COUNTY	0.20%
LINCOLN COUNTY	0.64%	LYON COUNTY	1.44%
MINERAL COUNTY	0.21%	NYE COUNTY	0.98%
PERSHING COUNTY	0.20%	STOREY COUNTY	0.0%
WHITE PINE COUNTY	0.50%	STATEWIDE PROJECTS	0.0%

TOTAL 14.13%

MAJOR PROJECTS 2014 - 2018

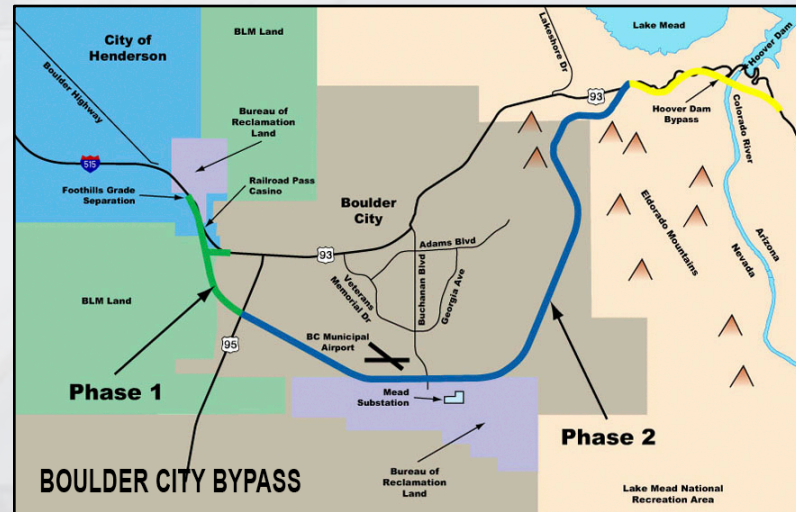
- NEON > \$500 MILLION
- BOULDER CITY > \$125 MILLION



Preliminary - Subject to Change

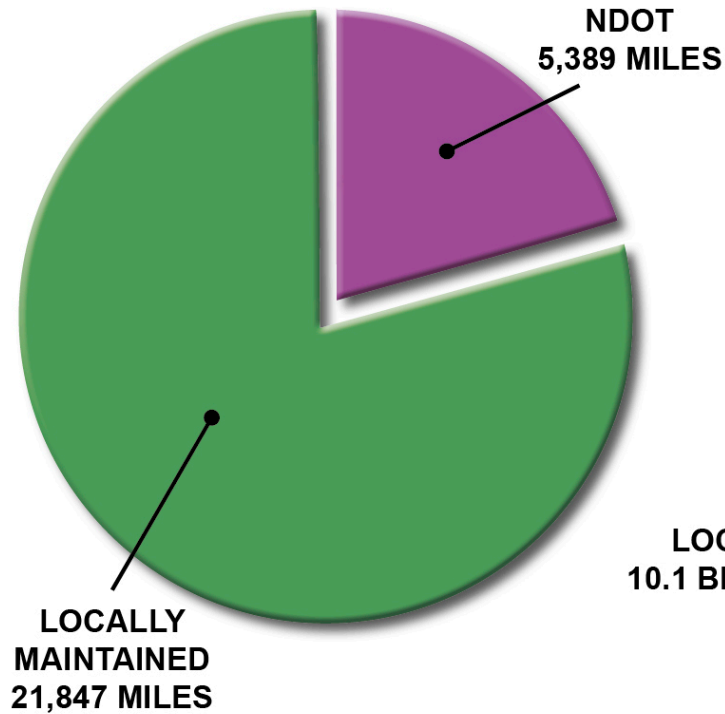
PROJECT NEON

I-15 P3
Oakey/Wyoming to Alta/Bonneville

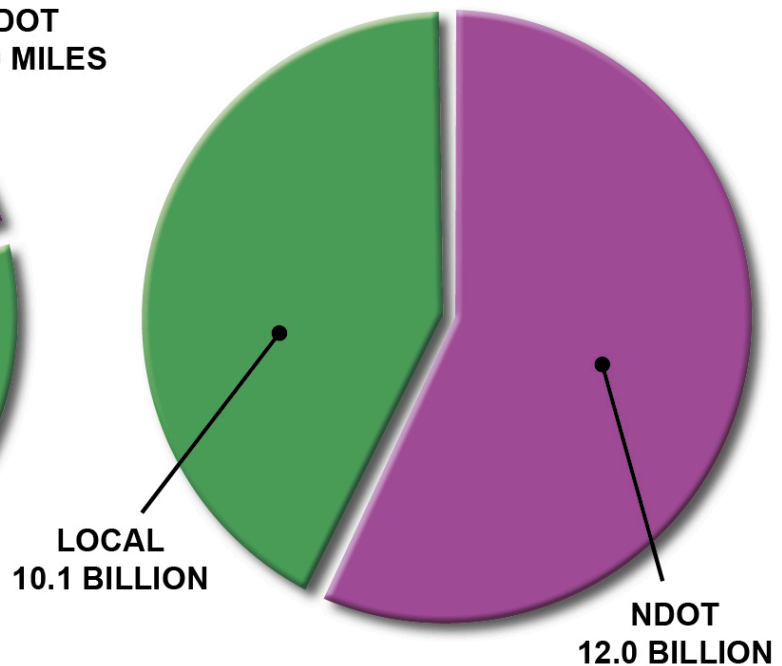


IMPORTANCE OF STATE ROADS

**27,236 TOTAL
MILES OF IMPROVED ROADS**

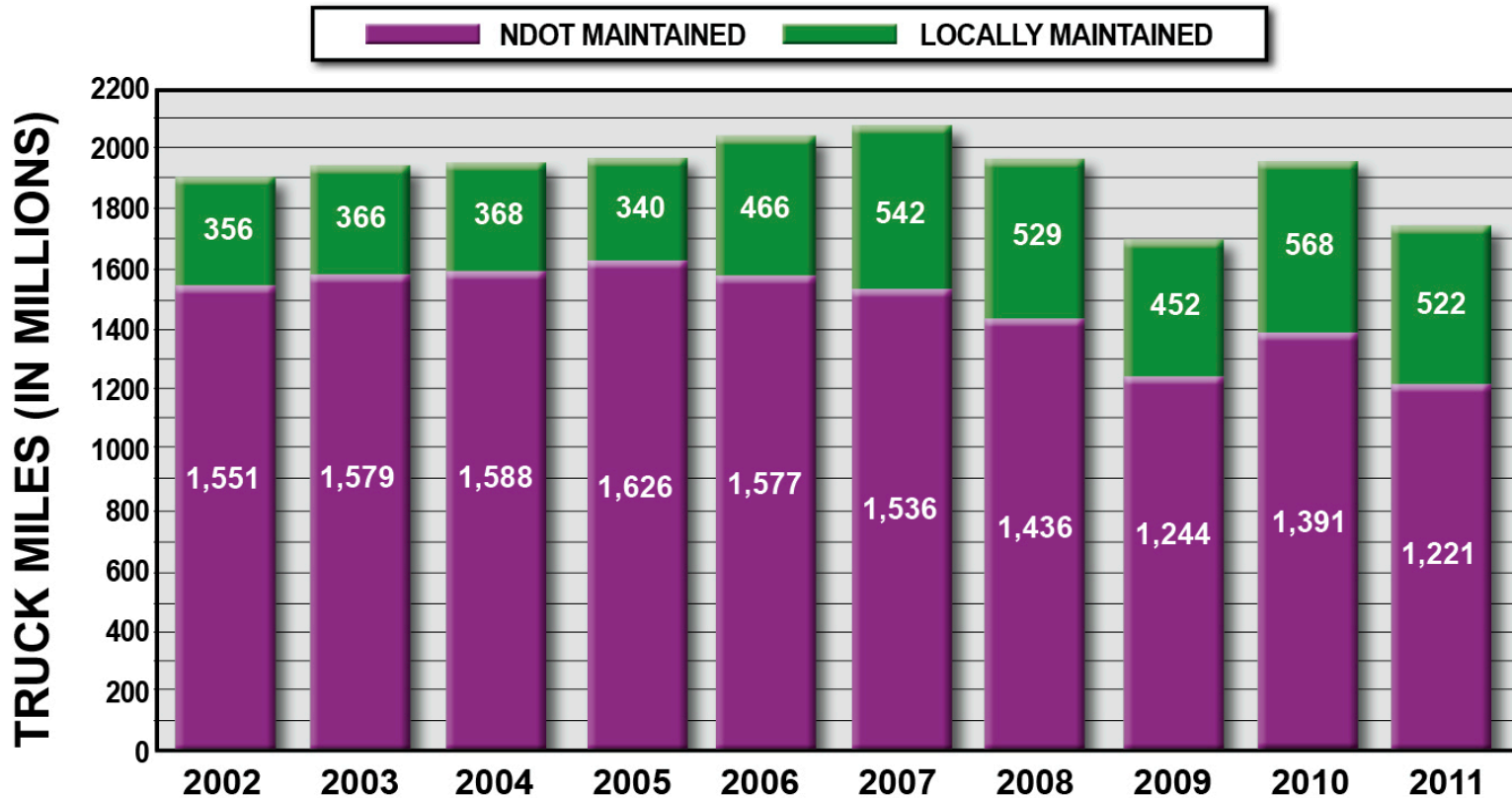


**22.1 BILLION TOTAL
VEHICLE MILES TRAVELED**



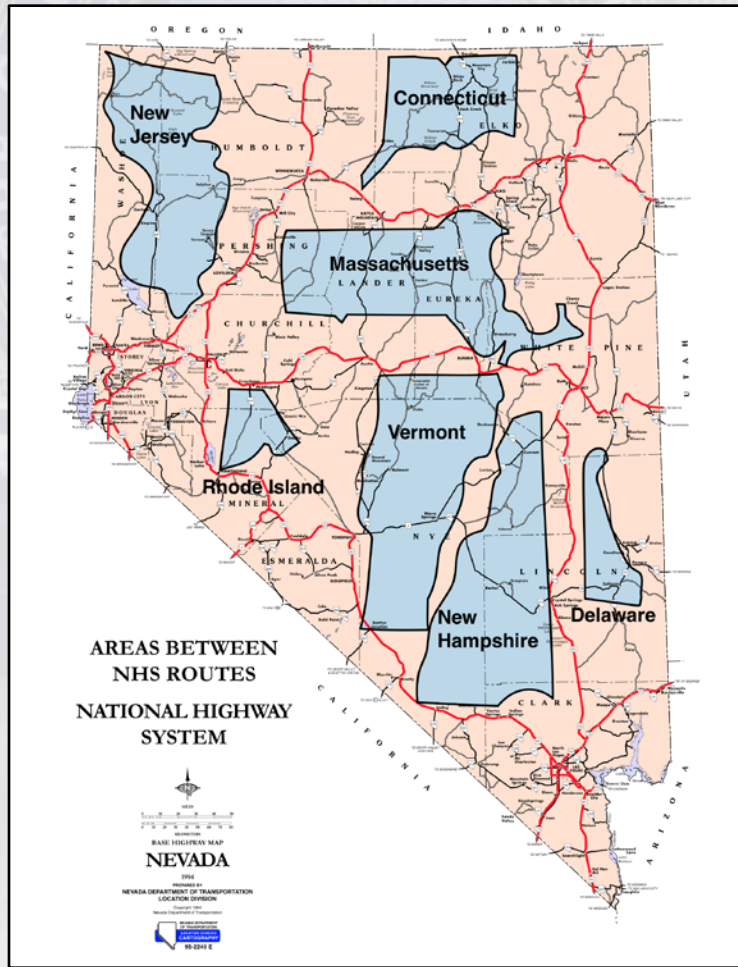
IMPORTANCE OF STATE ROADS

TRUCK MILES OF TRAVEL



The state-maintained system also carries 70 percent of all truck traffic and 80 percent of the heavy truck traffic.

IMPORTANCE OF STATE ROADS



- **STATE OF GOOD REPAIR COMMITMENT**
- **FREIGHT AND NATIONAL COMMERCE**
- **CONNECTIVITY TO RURAL NEVADA**



QUESTIONS?

WWW.NEVADADOT.COM

NEVADA DEPARTMENT OF TRANSPORTATION

