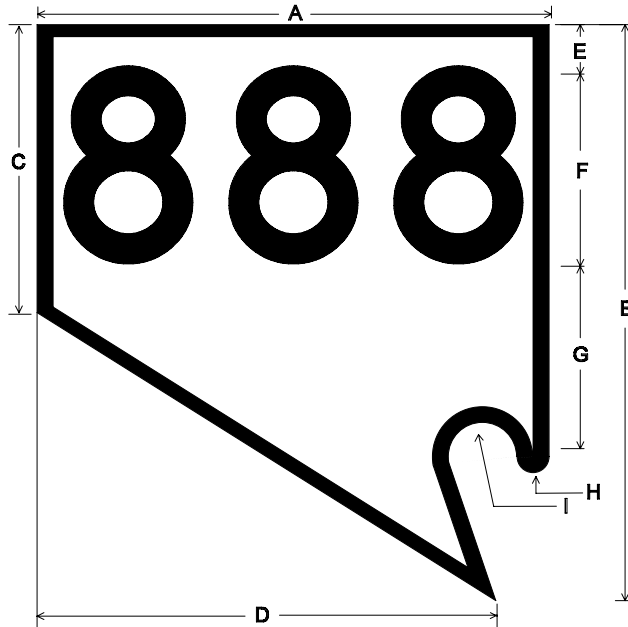


Guide



	DIGITS	A	B	C	D	E	F	G	H	I	BORDER
18 X 24	1-2	18	24	12	16	2	8D	8	0.5 R	1.125 R	0.5
24 X 36	1-2	24	36	18	21.5	3	12D	12	0.75 R	1.625 R	0.75
36 X 48	1-2	36	48	24	32	4.5	15D	16.5	1 R	2.25 R	1
22 X 24	3	22	24	12	19.556	2	8D	8	0.611 R	1.365 R	0.5
32 X 36	3	32	36	18	28.667	3	12D	12	1 R	2.137 R	0.75
40 X 48	3	40	48	24	35.556	4.5	15D	16.5	1.111 R	2.49 R	1


* BACKGROUND - WHITE, LEGEND & BORDER - BLACK



STATE OF NEVADA
DEPARTMENT OF TRANSPORTATION
STANDARD SIGN SUPPLEMENT
2006

STATE HIGHWAY ROUTE MARKER
GUIDE SIGN USE
SCALE: 1" = 1'-0"

SIGN
NUMBER
GNV1-1



	A	B	C	D	E	F	G	RADIUS
24 X 24	24	24	3.5	6C	4.25	3.5B	6.75	3
36 X 36	36	36	6	8C	6.75	5B	10.25	3

* BACKGROUND AND LEGEND - BLACK, STATE SYMBOL - WHITE



STATE OF NEVADA
DEPARTMENT OF TRANSPORTATION
STANDARD SIGN SUPPLEMENT
2006

STATE HIGHWAY ROUTE MARKER
1 & 2-DIGIT INDEPENDENT USE
SCALE: 1" = 1'-0"

SIGN
NUMBER
GNV1-2



	A	B	C	D	E	F	G	RADIUS
24 X 24	24	24	3.5	6C	4.25	3.5B	6.75	3
36 X 36	36	36	6	8C	6.75	5B	10.25	3

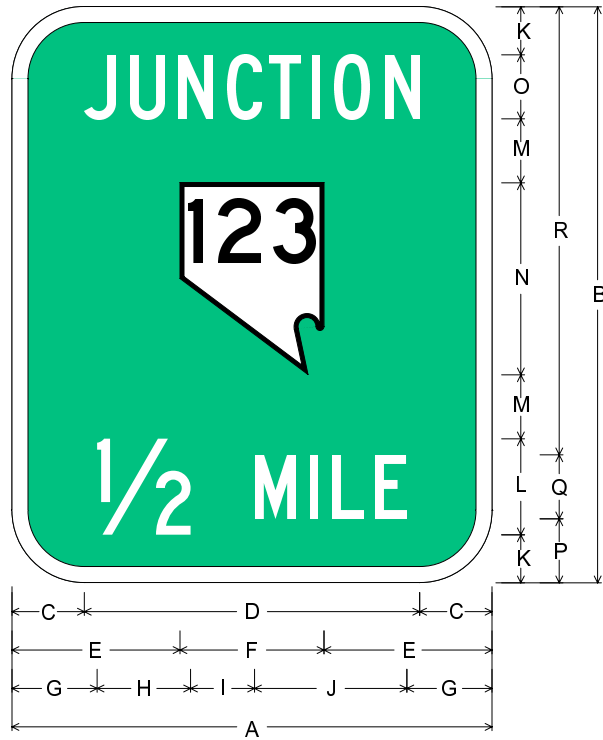
* BACKGROUND AND LEGEND - BLACK, STATE SYMBOL - WHITE



STATE OF NEVADA
DEPARTMENT OF TRANSPORTATION
STANDARD SIGN SUPPLEMENT
2006

STATE HIGHWAY ROUTE MARKER
3-DIGIT INDEPENDENT USE
SCALE: 1" = 1'-0"

SIGN
NUMBER
GNV1-3



GNV1-4, White on Green; 9" Radius, 2" Border;
 [JUNCTION] C; State Highway 123 M1-5SG;
 [1/2 MILE] C;

	A	B	C	D	E	F	G	H	I	J
60 X 72	60	72	9	42	21	18	10.625	11.75	8	19
60 X 84	60	84	9	42	18	24	10.625	11.75	8	19
60 X 96	60	96	9	42	12	36	10.625	11.75	8	19

	K	L	M	N	O	P	Q	R	HWY RTE # SIZE
60 X 72	6	12	8	24	8	8	8	56	8 D
60 X 84	6	12	8	36	8	8	8	68	12 C
60 X 96	6	12	8	48	8	8	8	80	16 D

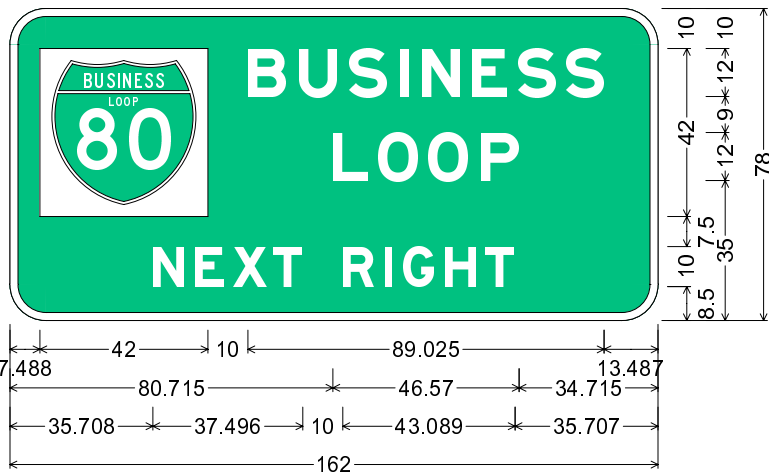


STATE OF NEVADA
 DEPARTMENT OF TRANSPORTATION
 STANDARD SIGN SUPPLEMENT
 2006

JUNCTION XXX 1/2 MILE

SCALE: 1/2" = 1'-0"

SIGN
 NUMBER
GNV1-4



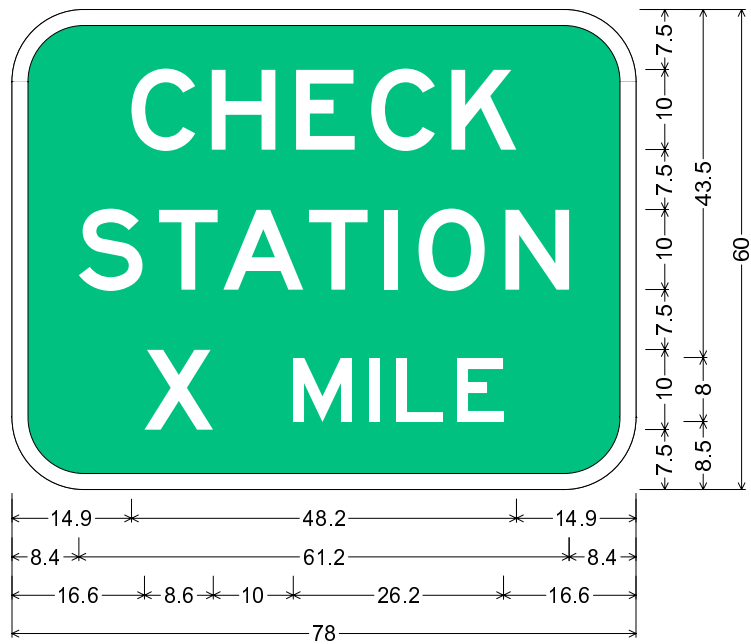
GNV2-1_168x84;
 9.000" Radius, 2.000" Border, White on Green;
 "BUSINESS" E Mod; "LOOP" E Mod; "NEXT RIGHT" E Mod;



STATE OF NEVADA
 DEPARTMENT OF TRANSPORTATION
 STANDARD SIGN SUPPLEMENT
 2006

BUSINESS LOOP NEXT RIGHT
 SCALE: 1/4" = 1'-0"

SIGN
 NUMBER
 GNV2-1



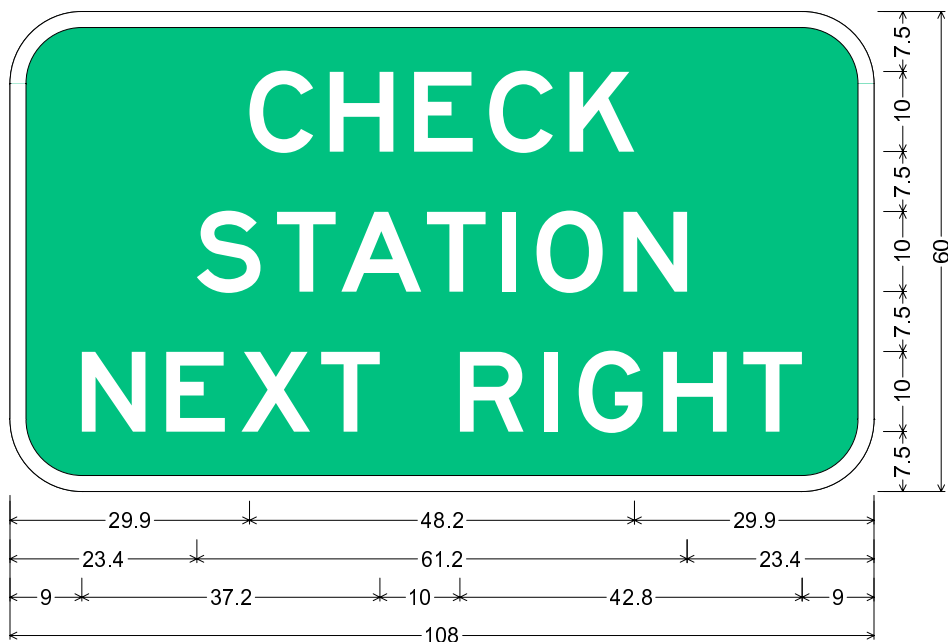
GNV3-1_78x60; 9.0" Radius, 2.0" Border, White on Green;
 "CHECK" E; "STATION" E; "X MILE" E;



STATE OF NEVADA
 DEPARTMENT OF TRANSPORTATION
 STANDARD SIGN SUPPLEMENT
 2006

CHECK STATION X MILE
 SCALE: 1/2" = 1'-0"

SIGN
 NUMBER
GNV3-1



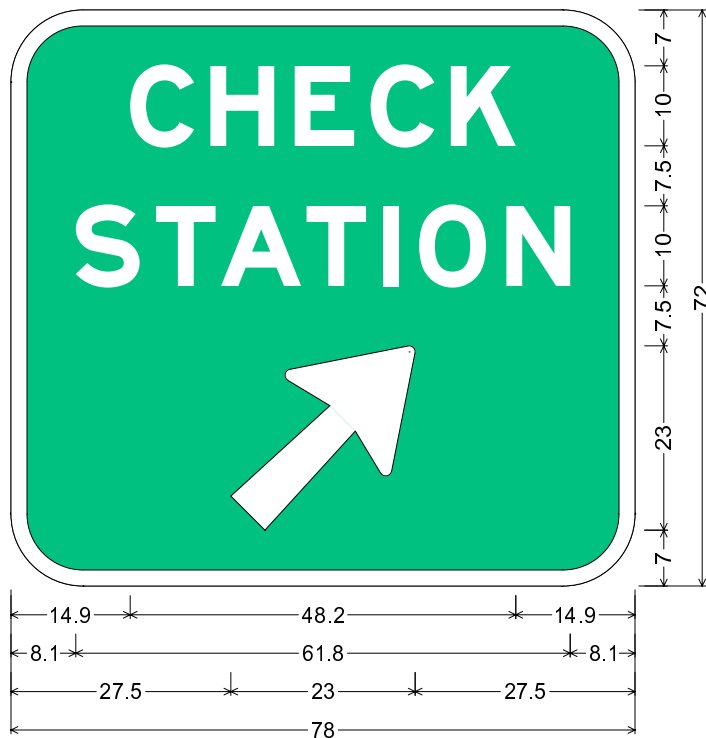
GNV3-2_108x60; 9.0" Radius, 2.0" Border, White on Green;
 "CHECK" E; "STATION" E; "NEXT RIGHT" E;



STATE OF NEVADA
 DEPARTMENT OF TRANSPORTATION
 STANDARD SIGN SUPPLEMENT
 2006

CHECK STATION NEXT RIGHT
 SCALE: 1/2" = 1'-0"

SIGN
 NUMBER
GNV3-2



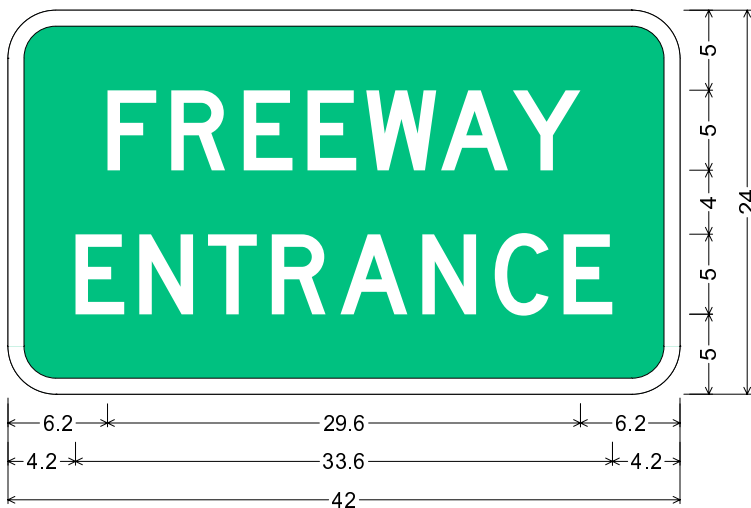
GNV3-3_78x72; 9.0" Radius, 2.0" Border, White on Green;
 "CHECK" E Mod; "STATION" E Mod;
 Arrow 10-2LV - 29.3" 45°;



STATE OF NEVADA
 DEPARTMENT OF TRANSPORTATION
 STANDARD SIGN SUPPLEMENT
 2006

CHECK STATION
 SCALE: 1/2" = 1'-0"

SIGN
 NUMBER
GNV3-3



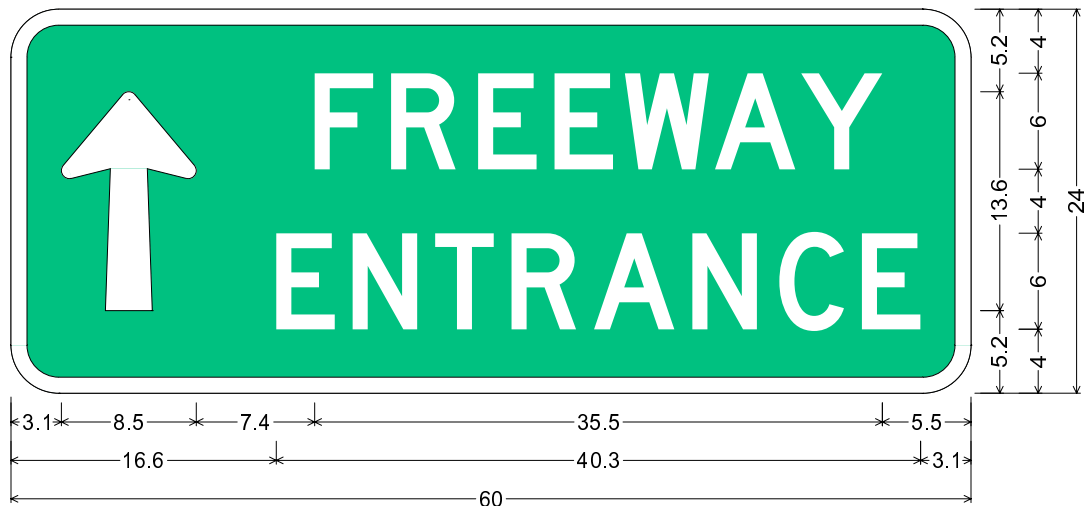
GNV4-1_42x24; 3.0" Radius, 1.0" Border, White on Green;
 "FREEWAY" D; "ENTRANCE" D;



STATE OF NEVADA
 DEPARTMENT OF TRANSPORTATION
 STANDARD SIGN SUPPLEMENT
 2006

FREEWAY ENTRANCE
 SCALE: 1" = 1'-0"

SIGN
 NUMBER
GNV4-1



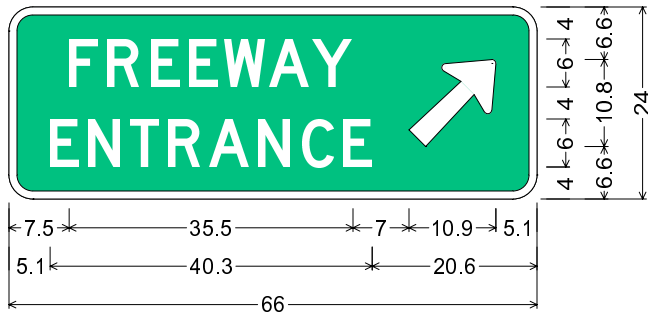
GNV4-2_60x24; 3.0" Radius, 1.0" Border, White on Green;
 Arrow 6-2LV - 13.7" 90°; "FREEWAY" D; "ENTRANCE" D;



STATE OF NEVADA
 DEPARTMENT OF TRANSPORTATION
 STANDARD SIGN SUPPLEMENT
 2006

FREEWAY ENTRANCE
90 DEGREE ARROW
 SCALE: 1" = 1'-0"

SIGN
 NUMBER
GNV4-2



GNV4-3_66x24;
 3.0" Radius, 1.0" Border, White on Green;
 "FREEWAY" D; "ENTRANCE" D;
 Arrow 6-2LV - 13.7" 45°;



STATE OF NEVADA
 DEPARTMENT OF TRANSPORTATION
 STANDARD SIGN SUPPLEMENT
 2006

FREEWAY ENTRANCE
45 DEGREE ARROW
 SCALE: 1/2" = 1'-0"

SIGN
 NUMBER
GNV4-3



GNV5-1_60x48; 6" Radius, 1" Border, White on Green;
 [PASSING] D; [LANE] D; [AHEAD] D;

	A	B	C	D	E	F	G	H	I	J	K
48 X 36	48	36	7.125	33.75	14.375	19.25	10.875	26.25	4.5	6	4.5
60 X 48	60	48	7.5	45	17.125	25.75	12.625	34.75	6	8	6



STATE OF NEVADA
 DEPARTMENT OF TRANSPORTATION
 STANDARD SIGN SUPPLEMENT
 2006

PASSING LANE AHEAD

SCALE: 1" = 1'-0"

SIGN
 NUMBER
GNV5-1



GNV5-2; 6" Radius, 1" Border, White on Green;
 [PASSING] D; [LANE] D; [X MILES] D;

	A	B	C	D	E	F	G	H	I	J	K	L	M
48 X 36	48	36	7.125	33.75	14.375	19.25	EQ	VAR	6	22	4.5	6	4.5
60 X 48	60	48	7.5	45	17.125	25.75	EQ	VAR	8	29.375	6	8	6



STATE OF NEVADA
 DEPARTMENT OF TRANSPORTATION
 STANDARD SIGN SUPPLEMENT
 2006


PASSING LANE X MILES

SCALE: 1" = 1'-0"

SIGN
 NUMBER
 GNV5-2



GNV6-1_54x18; 3.0" Radius, 1.0" Border, White on Green;
Standard Arrow Custom 9.0" X 6.0" 90°; "AIRPORT" D;



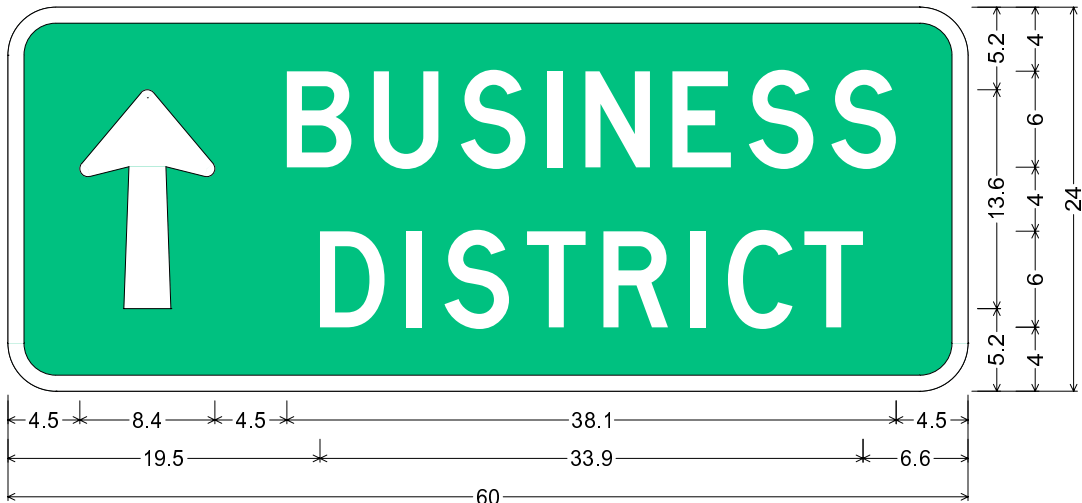
GNV6-2R_36x24;
3.0" Radius, 1.0" Border, White on Green;
"AIRPORT" C;
Standard Arrow Custom 13.5" X 6.0" 0°;



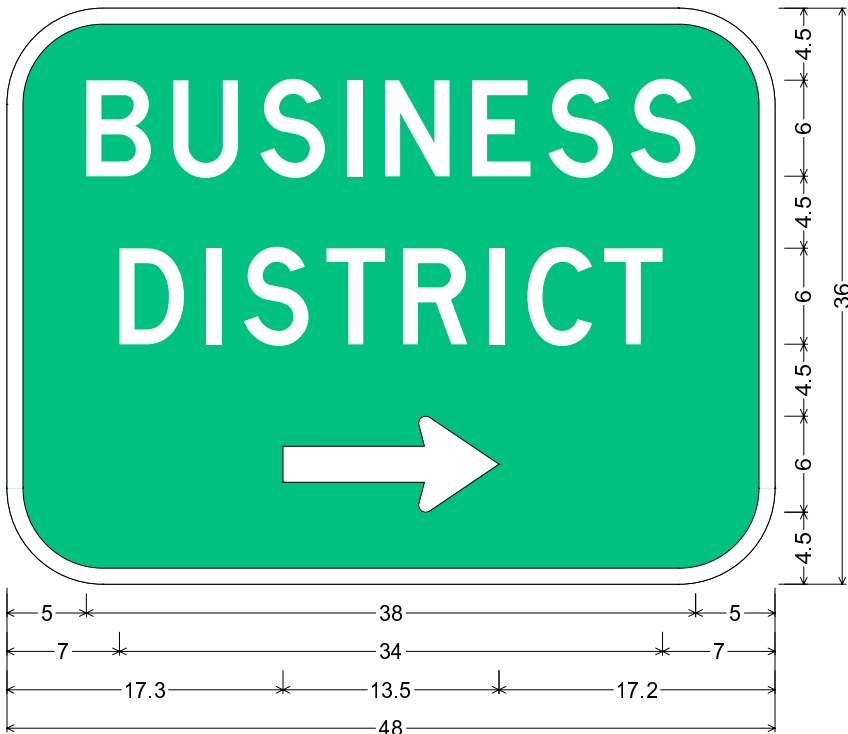
STATE OF NEVADA
DEPARTMENT OF TRANSPORTATION
STANDARD SIGN SUPPLEMENT
2006

AIRPORT
90, 0 OR 180 DEGREE ARROW
SCALE: 1" = 1'-0"

SIGN
NUMBER
GNV6-1
GNV6-2
R, (L)



GNV7-1_60x24; 3.0" Radius, 1.0" Border, White on Green;
 Arrow 6-2LV - 13.7" 90°; "BUSINESS" D; "DISTRICT" D;



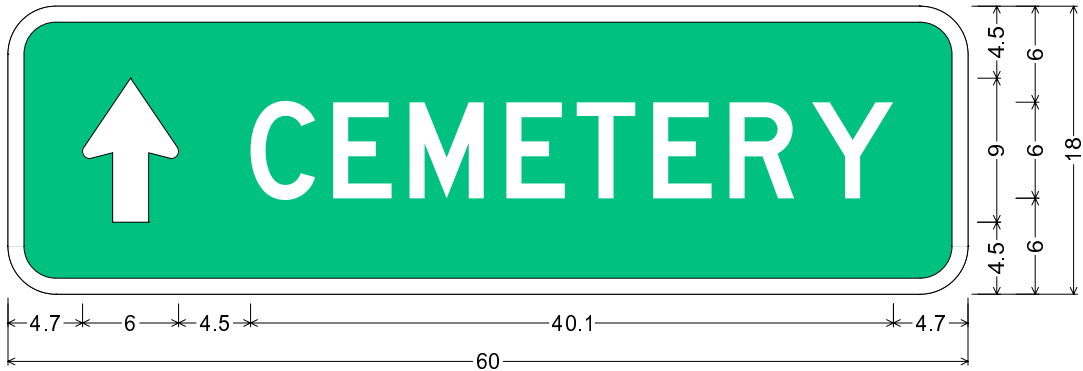
GNV7-2R_48x36; 6.0" Radius, 1.0" Border, White on Green;
 "BUSINESS" D; "DISTRICT" D; Standard Arrow Custom 13.5" X 6.0" 0°;



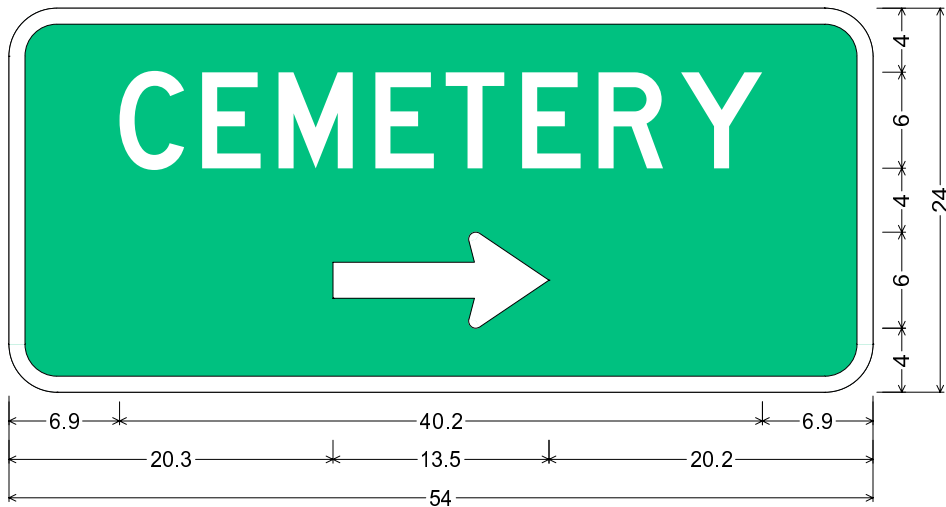
STATE OF NEVADA
 DEPARTMENT OF TRANSPORTATION
 STANDARD SIGN SUPPLEMENT
 2006

BUSINESS DISTRICT
 90, 0 OR 180 DEGREE ARROW
 SCALE: 1" = 1'-0"

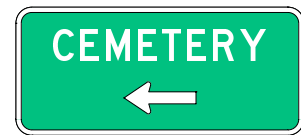
SIGN
 NUMBER
 GNV7-1
 GNV7-2
 R, (L)



GNV8-1_60x18; 3.0" Radius, 1.0" Border, White on Green;
Standard Arrow Custom 9.0" X 6.0" 90°; "CEMETERY" D;



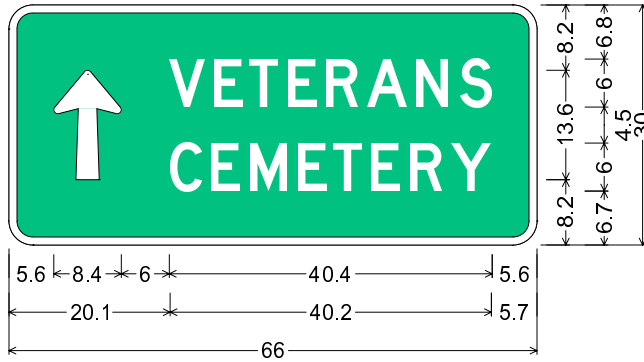
GNV8-2R_54x24; 3.0" Radius, 1.0" Border, White on Green;
"CEMETERY" D; Standard Arrow Custom 13.5" X 6.0" 0°;



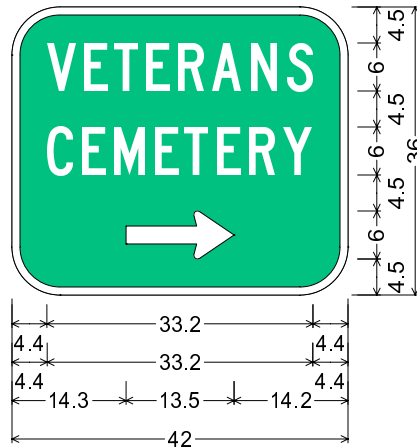
STATE OF NEVADA
DEPARTMENT OF TRANSPORTATION
STANDARD SIGN SUPPLEMENT
2006

CEMETERY
90, 0 OR 180 DEGREE ARROW
SCALE: 1" = 1'-0"

SIGN
NUMBER
GNV8-1
GNV8-2
R, (L)



GNV9-1_66x30;
 3.0" Radius, 1.0" Border, White on Green;
 Arrow 6-2LV - 13.7" 90°; "VETERANS" D;
 "CEMETERY" D;



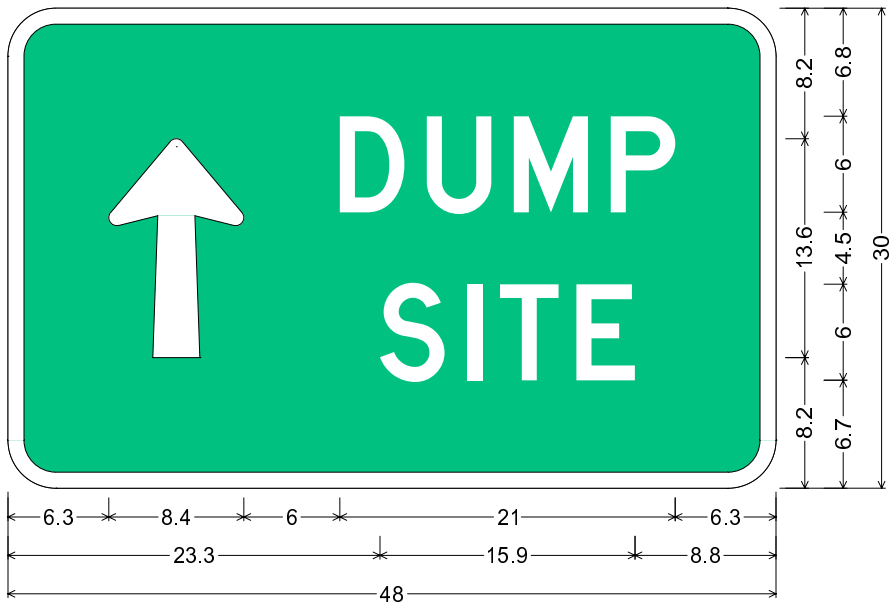
GNV9-2R_42x36;
 6.0" Radius, 1.0" Border, White on Green;
 "VETERANS" C;
 "CEMETERY" C;
 Standard Arrow Custom 13.5" X 6.0" 0°;



STATE OF NEVADA
 DEPARTMENT OF TRANSPORTATION
 STANDARD SIGN SUPPLEMENT
 2006

VETERANS CEMETERY
 90, 0 OR 180 DEGREE ARROW
 SCALE: 1/2" = 1'-0"

SIGN
 NUMBER
 GNV9-1
 GNV9-2
 R, (L)



GNV10-1_48x30; 3.0" Radius, 1.0" Border, White on Green;
 Arrow 6-2LV - 13.7" 90°; "DUMP" D; "SITE" D;



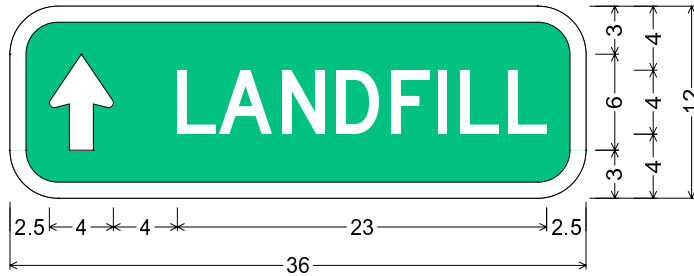
GNV10-2R_30x36;
 3.0" Radius, 1.0" Border, White on Green;
 "DUMP" C; "SITE" C;
 Standard Arrow Custom 9.0" X 6.0" 0°;



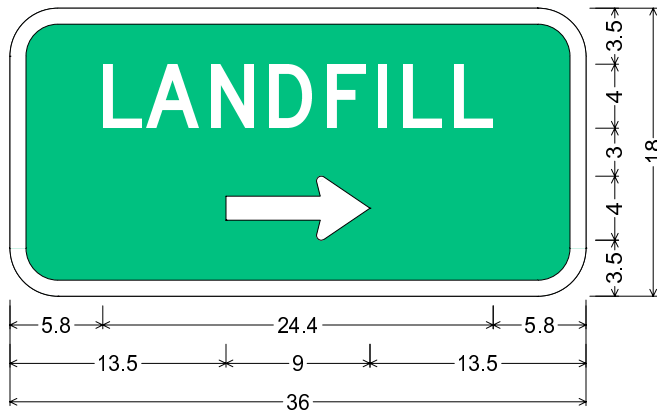
STATE OF NEVADA
 DEPARTMENT OF TRANSPORTATION
 STANDARD SIGN SUPPLEMENT
 2006

DUMP SITE
 90, 0 OR 180 DEGREE ARROW
 SCALE: 1" = 1'-0"

SIGN
 NUMBER
 GNV10-1
 GNV10-2
 R, (L)



GNV11-1_36x12;
 3.0" Radius, 1.0" Border, White on Green;
 Standard Arrow Custom 6.0" X 4.0" 90°;
 "LANDFILL" D 75% spacing;



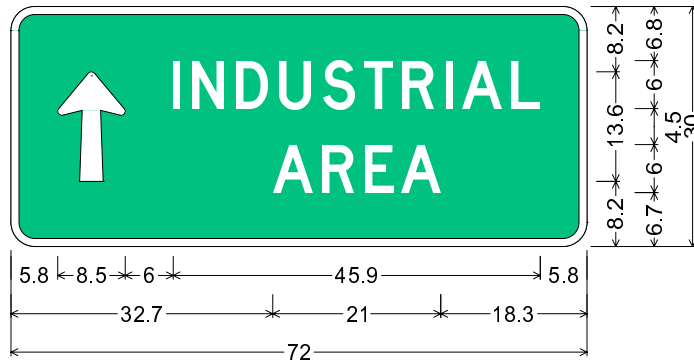
GNV11-2R_36x18;
 3.0" Radius, 1.0" Border, White on Green;
 "LANDFILL" D;
 Standard Arrow Custom 9.0" X 4.0" 0°;



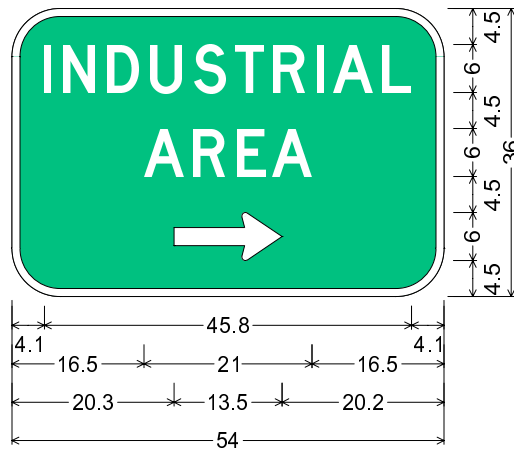
STATE OF NEVADA
 DEPARTMENT OF TRANSPORTATION
 STANDARD SIGN SUPPLEMENT
 2006

LANDFILL
 90, 0 OR 180 DEGREE ARROW
 SCALE: 1" = 1'-0"

SIGN
 NUMBER
 GNV11-1
 GNV11-2
 R, (L)



GNV12-1_72x30;
 3.0" Radius, 1.0" Border, White on Green;
 Arrow 6-2LV - 13.7" 90°; "INDUSTRIAL" D; "AREA" D;




GNV12-2R_54x36;
 6.0" Radius, 1.0" Border, White on Green;
 "INDUSTRIAL" D; "AREA" D;
 Standard Arrow Custom 13.5" X 6.0" 0°;



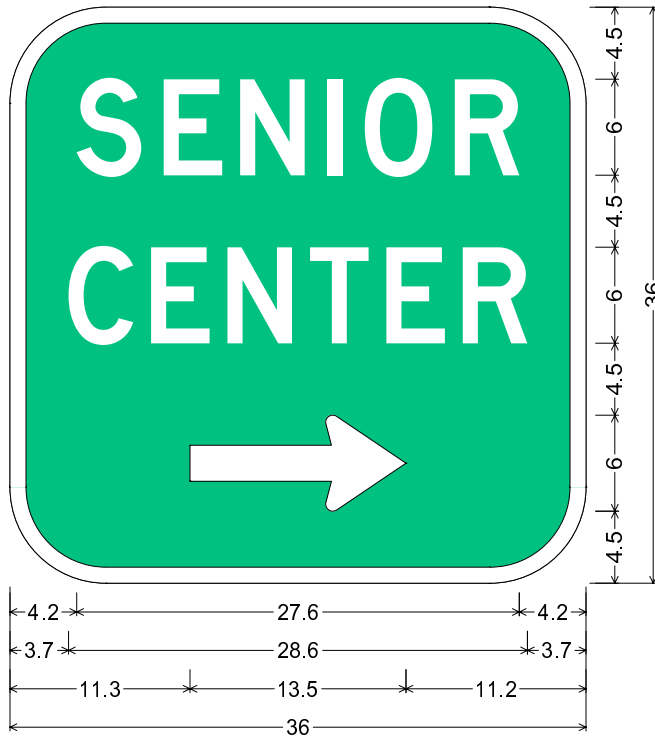
STATE OF NEVADA
 DEPARTMENT OF TRANSPORTATION
 STANDARD SIGN SUPPLEMENT
 2006

INDUSTRIAL AREA
 90, 0 OR 180 DEGREE ARROW
 SCALE: 1/2" = 1'-0"

SIGN
 NUMBER
 GNV12-1
 GNV12-2
 R,(L)



GNV13-1_54x30; 6.0" Radius, 1.0" Border, White on Green;
 Arrow 6-2LV - 13.7" 90°; "SENIOR" D; "CENTER" D;



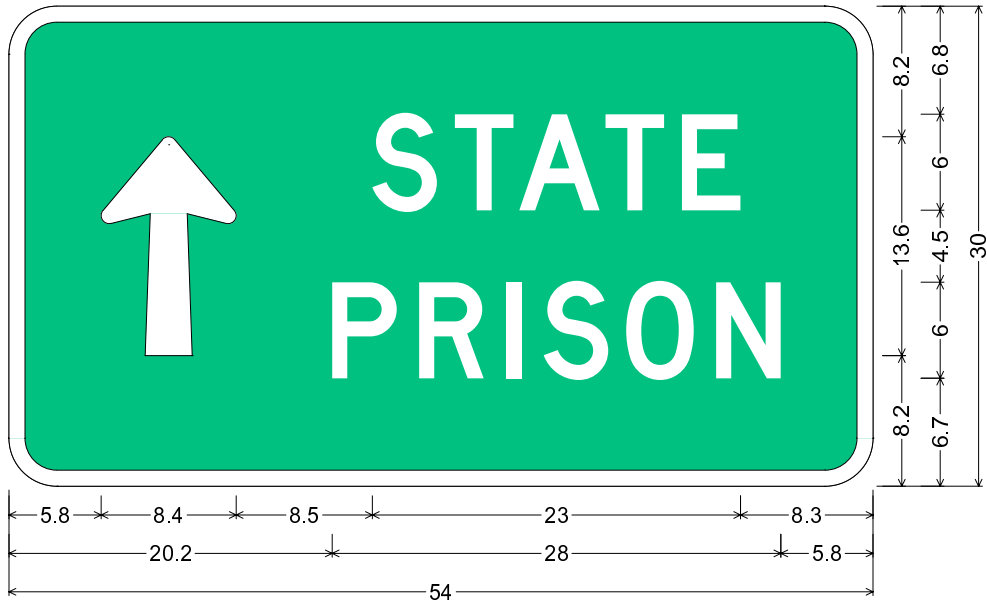
GNV13-2R_36x36;
 6.0" Radius, 1.0" Border, White on Green;
 "SENIOR" D; "CENTER" D;
 Standard Arrow Custom 13.5" X 6.0" 0°;



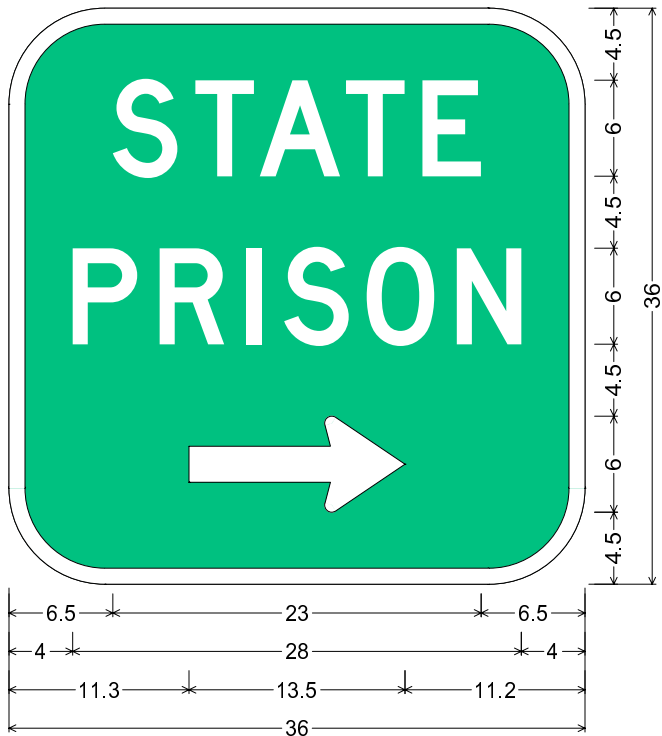
STATE OF NEVADA
 DEPARTMENT OF TRANSPORTATION
 STANDARD SIGN SUPPLEMENT
 2006

SENIOR CENTER
 90, 0 OR 180 DEGREE ARROW
 SCALE: 1" = 1'-0"

SIGN
 NUMBER
 GNV13-1
 GNV13-2
 R, (L)



GNV14-1_54x30; 3.0" Radius, 1.0" Border, White on Green;
 Arrow 6-2LV - 13.7" 90°; "STATE" D; "PRISON" D;



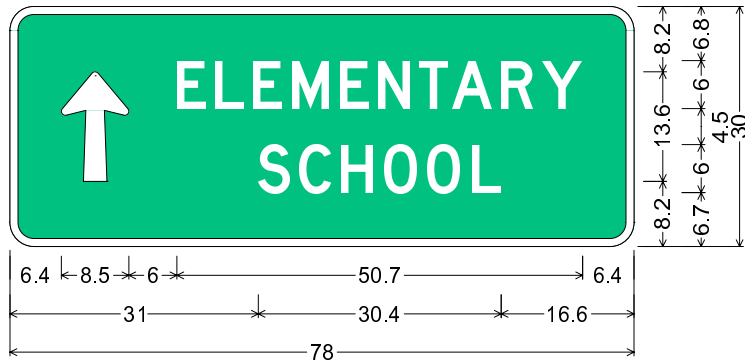
GNV14-2R_36x36;
 6.0" Radius, 1.0" Border, White on Green;
 "STATE" D; "PRISON" D;
 Standard Arrow Custom 13.5" X 6.0" 0°;



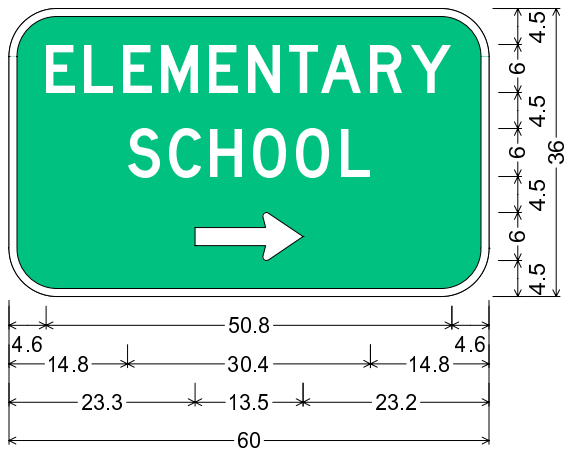
STATE OF NEVADA
 DEPARTMENT OF TRANSPORTATION
 STANDARD SIGN SUPPLEMENT
 2006

STATE PRISON
 90, 0 OR 180 DEGREE ARROW
 SCALE: 1" = 1'-0"

SIGN
 NUMBER
 GNV14-1
 GNV14-2
 R, (L)



GNV15-1_78x30;
 3.0" Radius, 1.0" Border, White on Green;
 Arrow 6-2LV - 13.7" 90°; "ELEMENTARY" D;
 "SCHOOL" D;



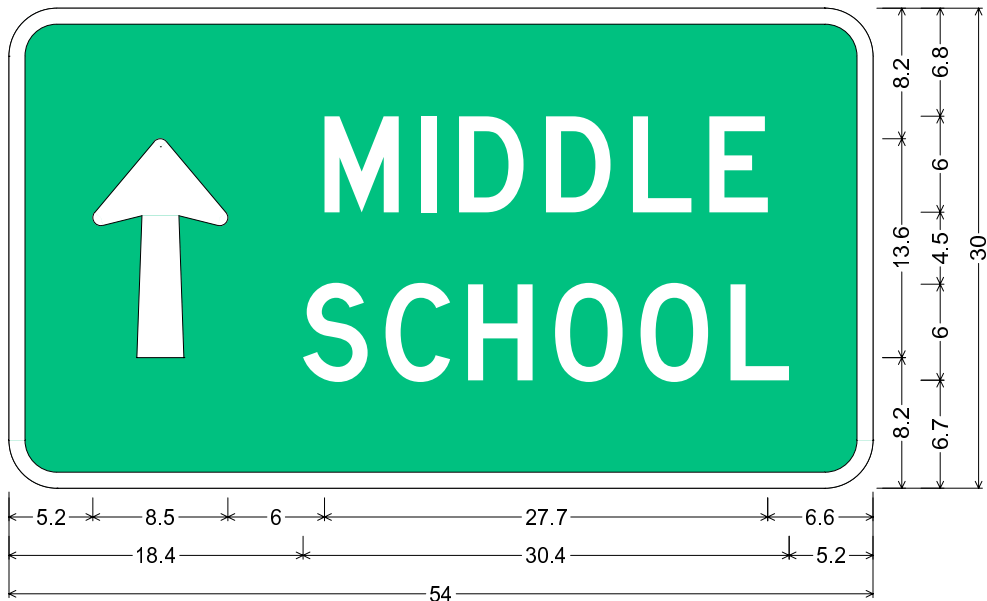
GNV15-2R_60x36;
 6.0" Radius, 1.0" Border, White on Green;
 "ELEMENTARY" D; "SCHOOL" D;
 Standard Arrow Custom 13.5" X 6.0" 0°;



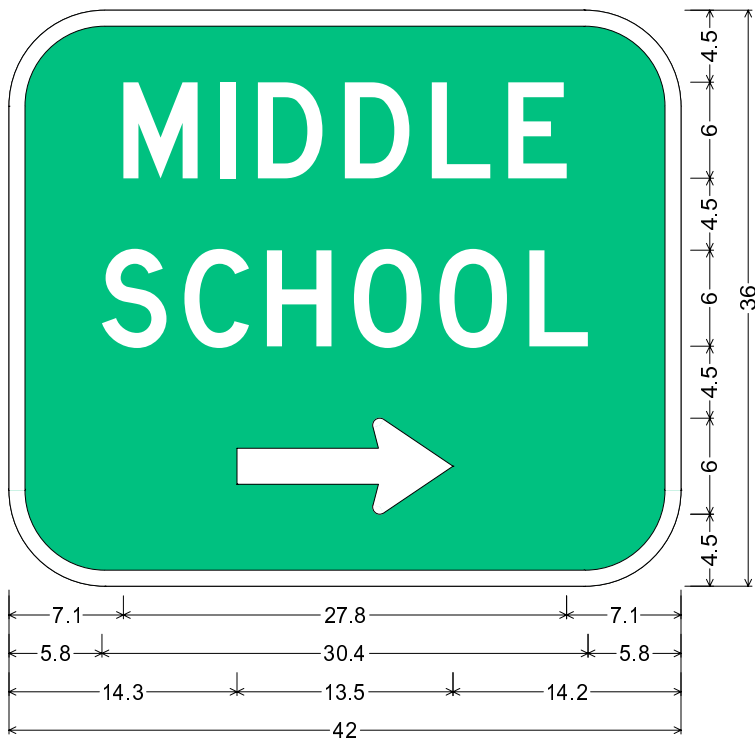
STATE OF NEVADA
 DEPARTMENT OF TRANSPORTATION
 STANDARD SIGN SUPPLEMENT
 2006

ELEMENTARY SCHOOL
 90, 0 OR 180 DEGREE ARROW
 SCALE: 1/2" = 1'-0"

SIGN
 NUMBER
 GNV15-1
 GNV15-2
 R, (L)



GNV16-1_54x30; 3.0" Radius, 1.0" Border, White on Green;
 Arrow 6-2LV - 13.7" 90°; "MIDDLE" D; "SCHOOL" D;



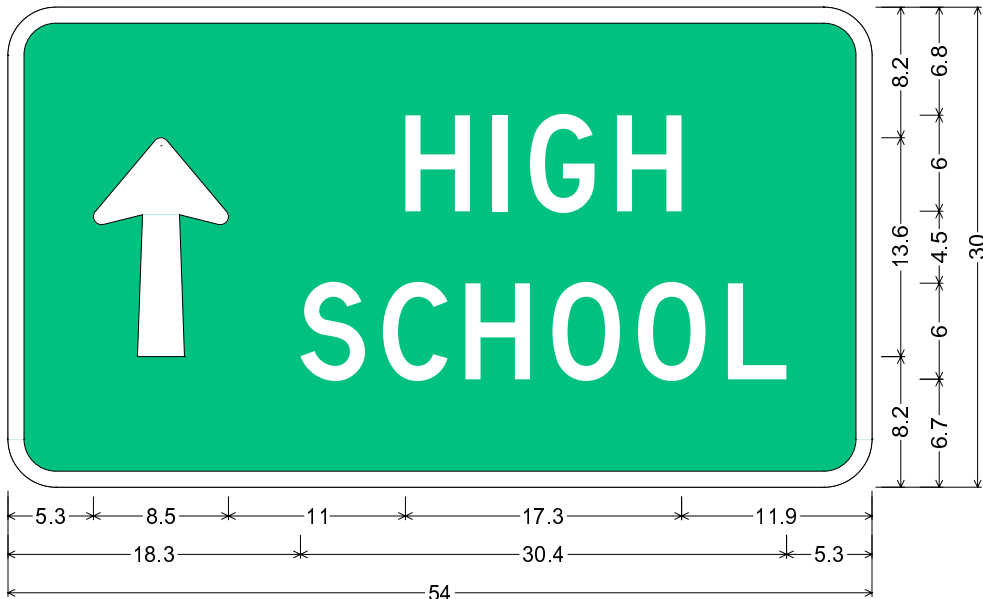
GNV16-2R_42x36; 6.0" Radius, 1.0" Border, White on Green;
 "MIDDLE" D; "SCHOOL" D;
 Standard Arrow Custom 13.5" X 6.0" 0°;



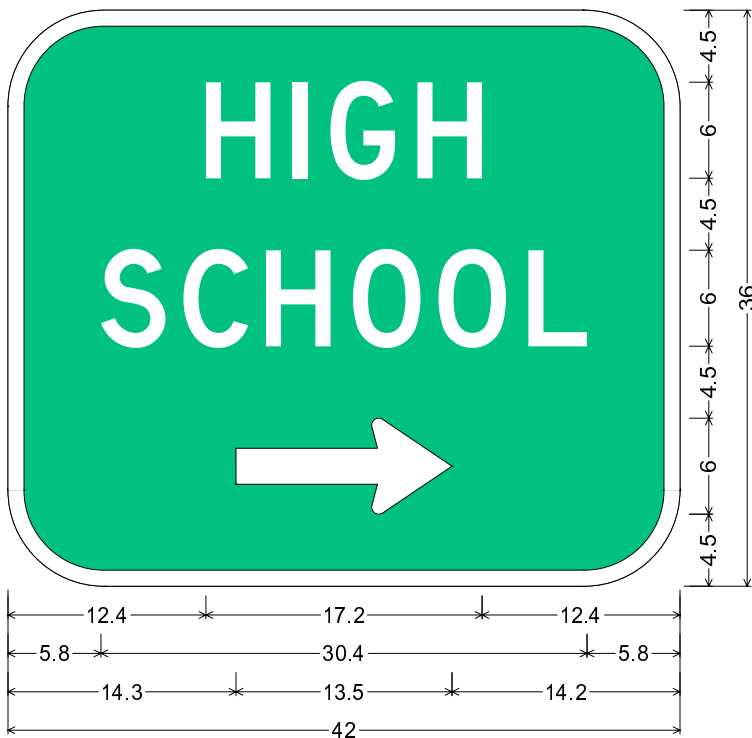
STATE OF NEVADA
 DEPARTMENT OF TRANSPORTATION
 STANDARD SIGN SUPPLEMENT
 2006

MIDDLE SCHOOL
 90, 0 OR 180 DEGREE ARROW
 SCALE: 1" = 1'-0"

SIGN
 NUMBER
 GNV16-1
 GNV16-2
 R, (L)



GNV17-1_54x30; 3.0" Radius, 1.0" Border, White on Green;
 Arrow 6-2LV - 13.7" 90°; "HIGH" D; "SCHOOL" D;



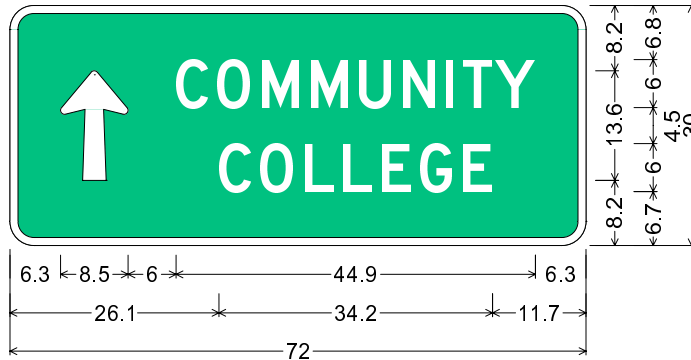
GNV17-2R_42x36; 6.0" Radius, 1.0" Border, White on Green;
 "HIGH" D; "SCHOOL" D;
 Standard Arrow Custom 13.5" X 6.0" 0°;



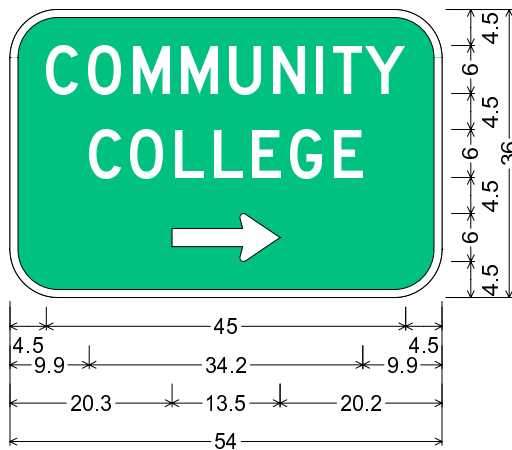
STATE OF NEVADA
 DEPARTMENT OF TRANSPORTATION
 STANDARD SIGN SUPPLEMENT
 2006

HIGH SCHOOL
 90, 0 OR 180 DEGREE ARROW
 SCALE: 1" = 1'-0"

SIGN
 NUMBER
 GNV17-1
 GNV17-2
 R, (L)



GNV18-1_72x30;
 3.0" Radius, 1.0" Border, White on Green;
 Arrow 6-2LV - 13.7" 90°; "COMMUNITY" D;
 "COLLEGE" D;




GNV18-2R_54x36;
 6.0" Radius, 1.0" Border, White on Green;
 "COMMUNITY" D; "COLLEGE" D;
 Standard Arrow Custom 13.5" X 6.0" 0°;



STATE OF NEVADA
 DEPARTMENT OF TRANSPORTATION
 STANDARD SIGN SUPPLEMENT
 2006

COMMUNITY COLLEGE
 90, 0 OR 180 DEGREE ARROW
 SCALE: 1/2" = 1'-0"

SIGN
 NUMBER
 GNV18-1
 GNV18-2
 R, (L)



GNV19-1, White on Green;
 6" Radius, 1" Border;
 [ELEVATION] D; [XXXX] D;

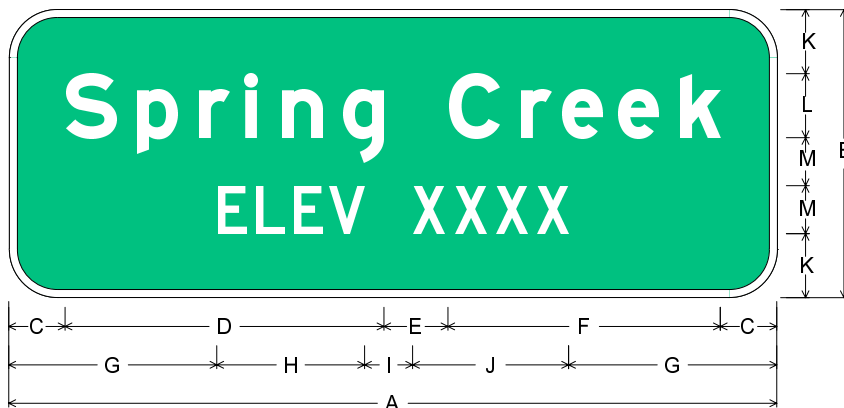
	A	B	C	D	E	F	G	H	I	J	RADIUS
36 X 18	38	18	4.375	27.25	EQ	VAR	3.5	4	3	4	3
72 X 36	72	18	8.625	54.75	EQ	VAR	6	10	6	8	6



STATE OF NEVADA
 DEPARTMENT OF TRANSPORTATION
 STANDARD SIGN SUPPLEMENT
 2006

ELEVATION
 SCALE: 1/2" = 1'-0"

SIGN NUMBER
 GNV19-1



GNV19-2; 1" Border, White on Green;
 [Spring Creek] E Mod; [ELEV XXXX] D;

	A	B	C	D	E	F	G	H	I	J	K	L	M	RADIUS
72 X 24	72	24	5.25	29.875	6	25.625	21.375	12.25	4	13	5	6	4	3
96 X 36	96	36	7	39.875	8	34.125	26	18.5	6	19.5	8	8	6	6



STATE OF NEVADA
 DEPARTMENT OF TRANSPORTATION
 STANDARD SIGN SUPPLEMENT
 2006

SPRING CREEK ELEVATION

SCALE: 1/2" = 1'-0"

SIGN
 NUMBER
GNV19-2



GNV20-1; 1" Border, White on Green;
 [Carson City] E Mod; [STATE CAPITAL] D;

	A	B	C	D	E	F	G	H	I	J	K	L	M	RADIUS
66 X 24	66	24	5	31.25	6	18.75	12.625	15.25	4	21.5	5	6	4	3
90 X 36	90	36	7.75	41.5	8	25	14.375	23	6	32.25	8	8	6	6

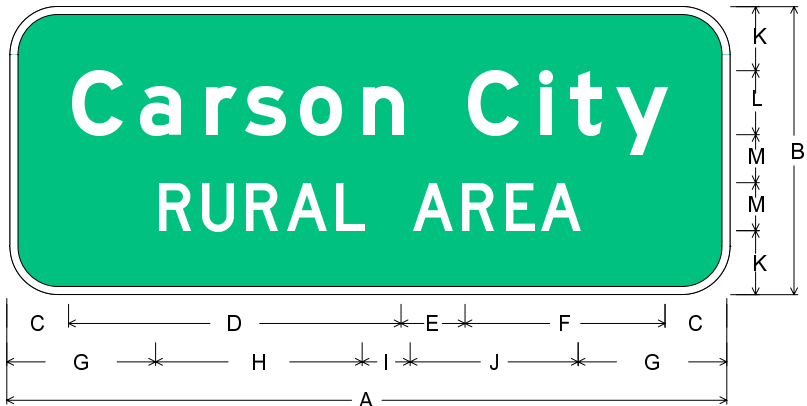


STATE OF NEVADA
 DEPARTMENT OF TRANSPORTATION
 STANDARD SIGN SUPPLEMENT
 2006

CARSON CITY STATE CAPITAL

SCALE: 1/2" = 1'-0"

SIGN
 NUMBER
GNV20-1



GNV20-2; 1" Border, White on Green;
 [Carson City] E Mod; [RURAL AREA] D;

	A	B	C	D	E	F	G	H	I	J	K	L	M	RADIUS
66 X 24	66	24	5	31.25	6	18.75	15.375	17.25	4	14	5	6	4	3
90 X 36	90	36	7.75	41.5	8	25	18.625	25.75	6	21	8	8	6	6

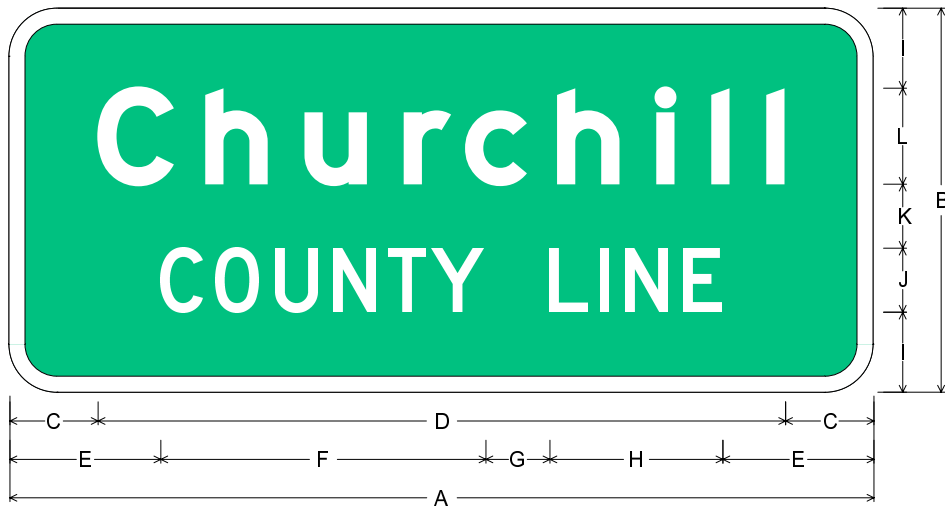


STATE OF NEVADA
 DEPARTMENT OF TRANSPORTATION
 STANDARD SIGN SUPPLEMENT
 2006

CARSON CITY RURAL AREA

SCALE: 1/2" = 1'-0"

SIGN
 NUMBER
GNV20-2



GNV20-3, White on Green;
 [Churchill] E Mod; [COUNTY LINE] D;

	A	B	C	D	E	F	G	H
54 X 24	54	24	5.5	43	9.375	20.375	4	10.875
72 X 36	72	36	7.375	57.25	9.625	30.5	6	16.25

	I	J	K	RADIUS	BORDER
54 X 24	5	4	6	3	1
72 X 36	8	6	8	6	1

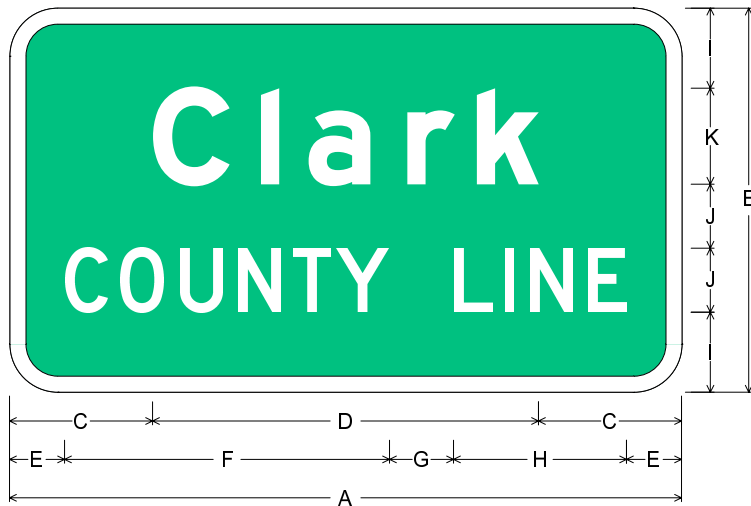


STATE OF NEVADA
 DEPARTMENT OF TRANSPORTATION
 STANDARD SIGN SUPPLEMENT
 2006

CHURCHILL COUNTY LINE

SCALE: 1" = 1'-0"

SIGN
 NUMBER
GNV20-3



GNV20-4, White on Green;
 [Clark] E Mod; [COUNTY LINE] D;

	A	B	C	D	E	F	G	H
42 X 24	42	24	9	24	3.375	20.375	4	10.875
66 X 36	66	36	16.875	32.25	6.625	30.5	6	16.25

	I	J	K	RADIUS	BORDER
42 X 24	5	4	6	3	1
66 X 36	8	6	8	6	1




STATE OF NEVADA
 DEPARTMENT OF TRANSPORTATION
 STANDARD SIGN SUPPLEMENT
 2006

CLARK COUNTY LINE

SCALE: 1" = 1'-0"

SIGN
 NUMBER
GNV20-4



GNV20-5, White on Green;
 [Douglas] E Mod; [COUNTY LINE] D;

	A	B	C	D	E	F	G	H
48 X 24	48	24	5.75	36.5	6.375	20.375	4	10.875
66 X 36	66	36	8.625	48.75	6.625	30.5	6	16.25

	I	J	K	RADIUS	BORDER
48 X 24	5	4	6	3	1
66 X 36	8	6	8	6	1

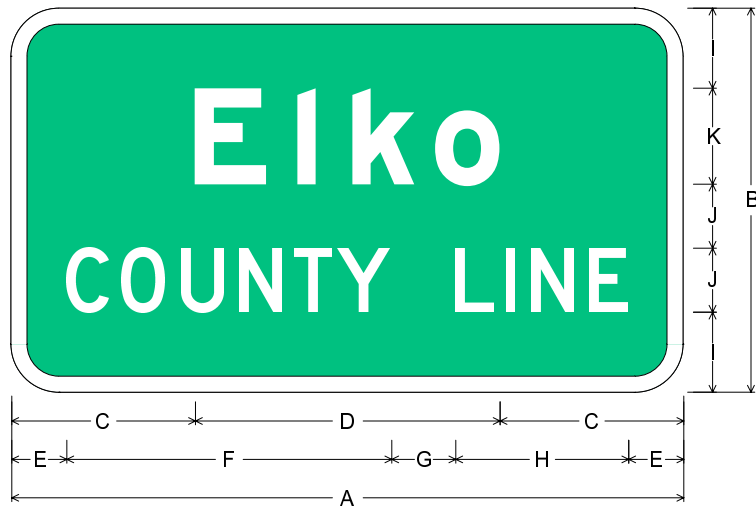


STATE OF NEVADA
 DEPARTMENT OF TRANSPORTATION
 STANDARD SIGN SUPPLEMENT
 2006

DOUGLAS COUNTY LINE

SCALE: 1" = 1'-0"

SIGN
 NUMBER
GNV20-5



GNV20-6, White on Green;
 [Elko] E Mod; [COUNTY LINE] D;

	A	B	C	D	E	F	G	H
42 X 24	42	24	11.5	19	3.375	20.375	4	10.875
66 X 36	66	36	20.25	25.5	6.625	30.5	6	16.25

	I	J	K	RADIUS	BORDER
42 X 24	5	4	6	3	1
66 X 36	8	6	8	6	1

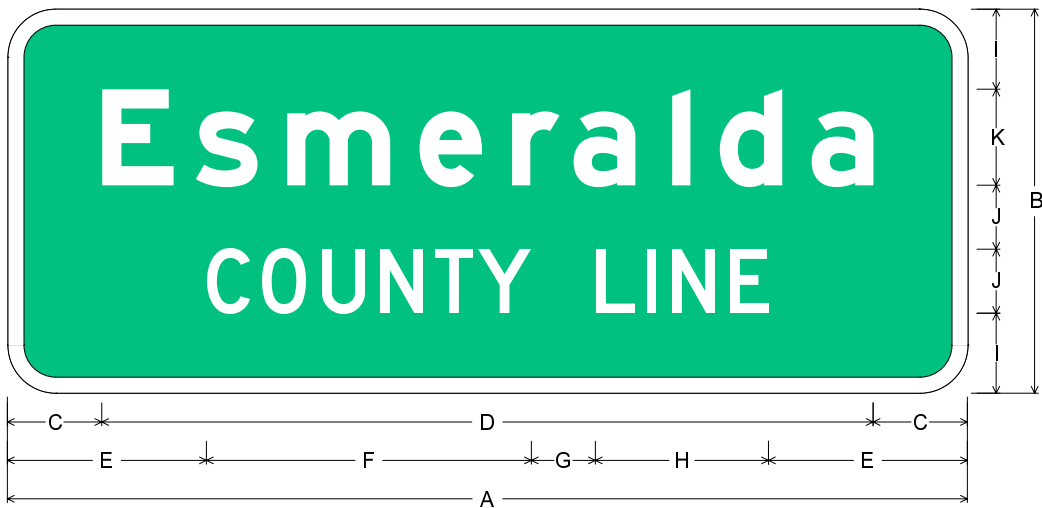


STATE OF NEVADA
 DEPARTMENT OF TRANSPORTATION
 STANDARD SIGN SUPPLEMENT
 2006

ELKO COUNTY LINE

SCALE: 1" = 1'-0"

SIGN
 NUMBER
GNV20-6



GNV20-7, White on Green;
 [Esmeralda] E Mod; [COUNTY LINE] D;

	A	B	C	D	E	F	G	H
60 X 24	42	24	9	24	3.375	20.375	4	10.875
78 X 36	66	36	16.875	32.25	6.625	30.5	6	16.25

	I	J	K	RADIUS	BORDER
60 X 24	5	4	6	3	1
78 X 36	8	6	8	6	1

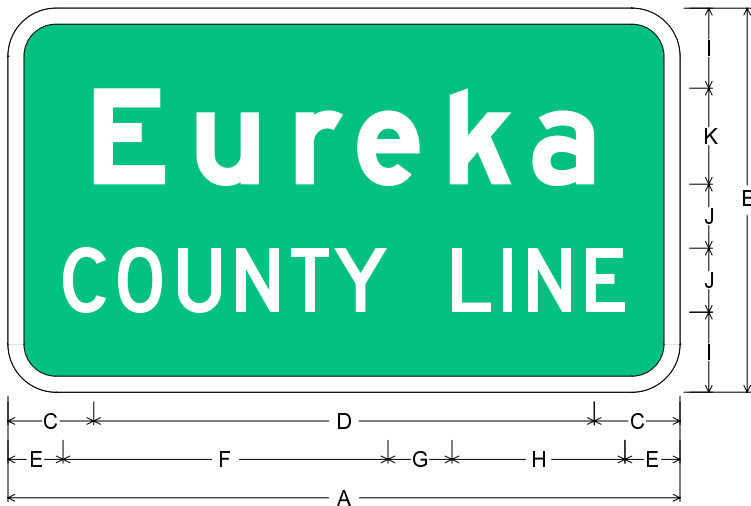


STATE OF NEVADA
 DEPARTMENT OF TRANSPORTATION
 STANDARD SIGN SUPPLEMENT
 2006

ESMERELDA COUNTY LINE

SCALE: 1" = 1'-0"

SIGN
 NUMBER
GNV20-7



GNV20-8; White on Green;
 [Eureka] E Mod; [COUNTY LINE] D;

	A	B	C	D	E	F	G	H
42 X 24	42	24	5.375	31.25	3.375	20.375	4	10.875
66 X 36	66	36	12.125	41.75	6.625	30.5	6	16.25

	I	J	K	RADIUS	BORDER
42 X 24	5	4	6	3	1
66 X 36	8	6	8	6	1

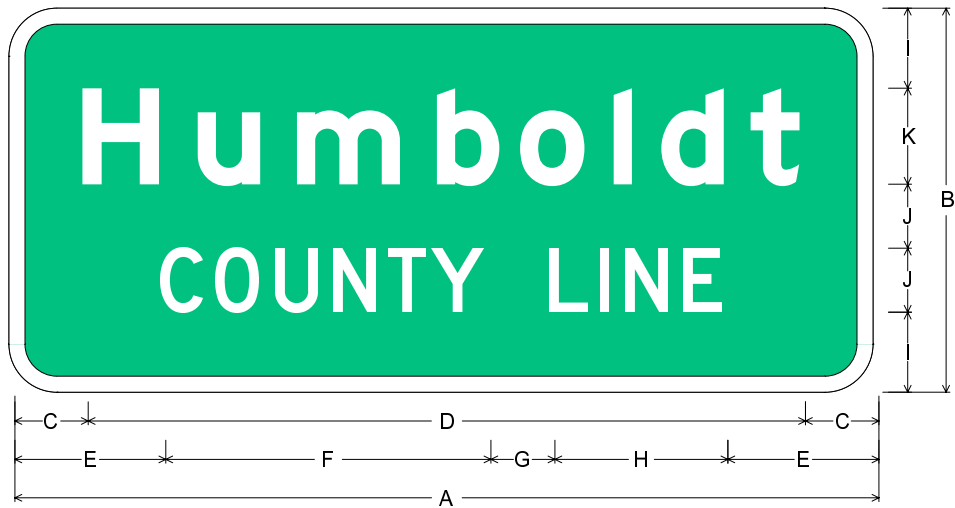


STATE OF NEVADA
 DEPARTMENT OF TRANSPORTATION
 STANDARD SIGN SUPPLEMENT
 2006

EUREKA COUNTY LINE

SCALE: 1" = 1'-0"

SIGN
 NUMBER
GNV20-8



GNV20-9, White on Green;
 [Humboldt] E Mod; [COUNTY LINE] D;

	A	B	C	D	E	F	G	H
54 X 24	54	24	4.625	44.75	9.375	20.375	4	10.875
72 X 36	72	36	6.125	59.75	9.625	30.5	6	16.25

	I	J	K	RADIUS	BORDER
54 X 24	5	4	6	3	1
72 X 36	8	6	8	6	1

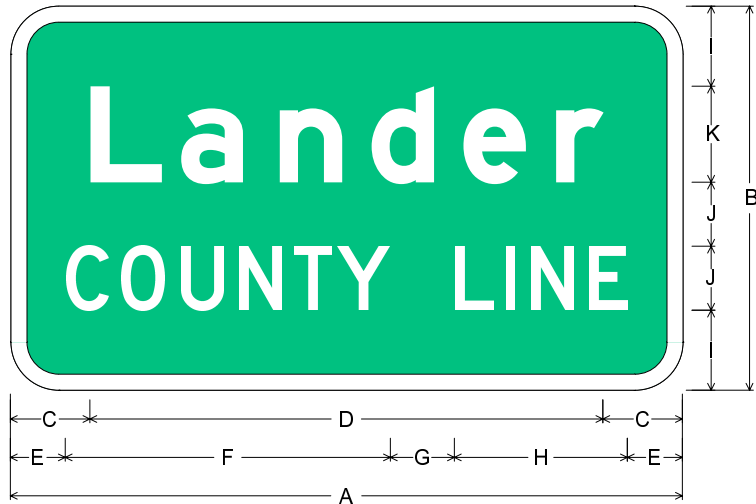


STATE OF NEVADA
 DEPARTMENT OF TRANSPORTATION
 STANDARD SIGN SUPPLEMENT
 2006

HUMBOLDT COUNTY LINE

SCALE: 1" = 1'-0"

SIGN
 NUMBER
GNV20-9



GNV20-10, White on Green;
 [Lander] E Mod; [COUNTY LINE] D;

	A	B	C	D	E	F	G	H
42 X 24	42	24	5	32	3.375	20.375	4	10.875
66 X 36	66	36	11.625	42.75	6.625	30.5	6	16.25

	I	J	K	RADIUS	BORDER
42 X 24	5	4	6	3	1
66 X 36	8	6	8	6	1

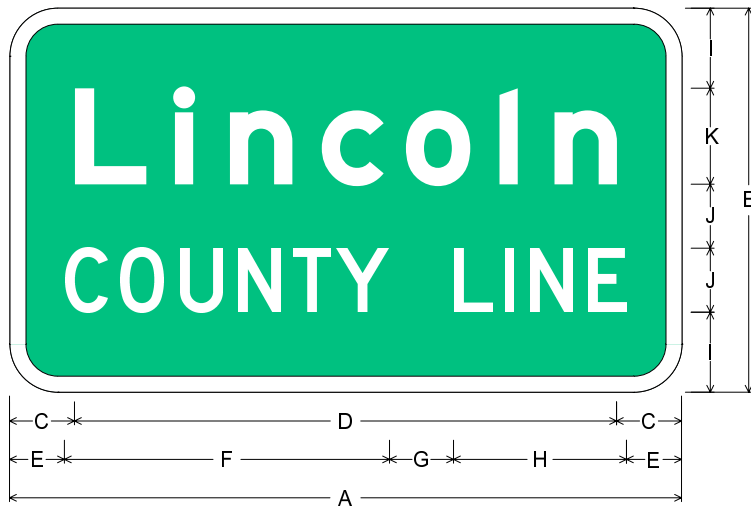


STATE OF NEVADA
 DEPARTMENT OF TRANSPORTATION
 STANDARD SIGN SUPPLEMENT
 2006

LANDER COUNTY LINE

SCALE: 1" = 1'-0"

SIGN
 NUMBER
GNV20-10



GNV20-11, White on Green;
 [Lincoln] E Mod; [COUNTY LINE] D;

	A	B	C	D	E	F	G	H
42 X 24	42	24	4	34	3.375	20.375	4	10.875
66 X 36	66	36	10.375	45.25	6.625	30.5	6	16.25

	I	J	K	RADIUS	BORDER
42 X 24	5	4	6	3	1
66 X 36	8	6	8	6	1

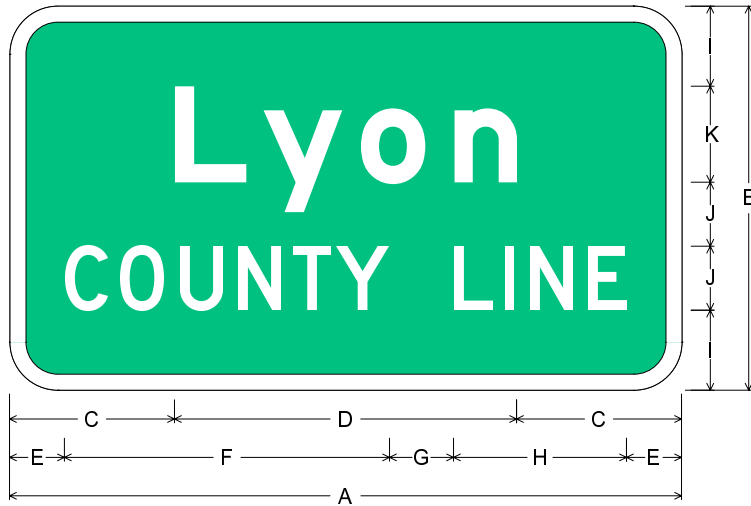


STATE OF NEVADA
 DEPARTMENT OF TRANSPORTATION
 STANDARD SIGN SUPPLEMENT
 2006

LINCOLN COUNTY LINE

SCALE: 1" = 1'-0"

SIGN
 NUMBER
 GNV20-11



GNV20-12, White on Green;
 [Lyon] E Mod; [COUNTY LINE] D;

	A	B	C	D	E	F	G	H
42 X 24	42	24	10.25	21.5	3.375	20.375	4	10.875
66 X 36	66	36	18.75	28.5	6.625	30.5	6	16.25

	I	J	K	RADIUS	BORDER
42 X 24	5	4	6	3	1
66 X 36	8	6	8	6	1




STATE OF NEVADA
 DEPARTMENT OF TRANSPORTATION
 STANDARD SIGN SUPPLEMENT
 2006

LYON COUNTY LINE

SCALE: 1" = 1'-0"

SIGN
 NUMBER
GNV20-12



GNV20-13, White on Green;
 [Mineral] E Mod; [COUNTY LINE] D;

	A	B	C	D	E	F	G	H
48 X 24	48	24	7	34	6.375	20.375	4	10.875
66 X 36	66	36	10.25	45.5	6.625	30.5	6	16.25

	I	J	K	RADIUS	BORDER
48 X 24	5	4	6	3	1
66 X 36	8	6	8	6	1

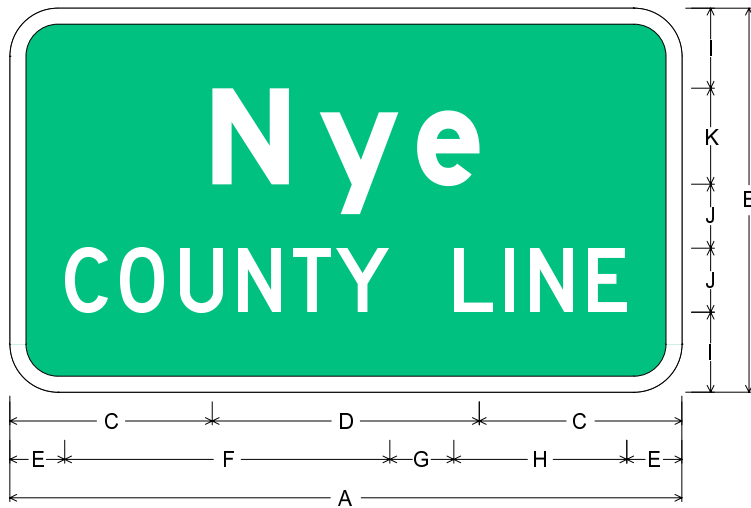


STATE OF NEVADA
 DEPARTMENT OF TRANSPORTATION
 STANDARD SIGN SUPPLEMENT
 2006

MINERAL COUNTY LINE

SCALE: 1" = 1'-0"

SIGN NUMBER
GNV20-13



GNV20-14, White on Green;
 [Nye] E Mod; [COUNTY LINE] D;

	A	B	C	D	E	F	G	H
42 X 24	42	24	12.625	16.75	3.375	20.375	4	10.875
66 X 36	66	36	21.875	22.25	6.625	30.5	6	16.25

	I	J	K	RADIUS	BORDER
42 X 24	5	4	6	3	1
66 X 36	8	6	8	6	1




STATE OF NEVADA
 DEPARTMENT OF TRANSPORTATION
 STANDARD SIGN SUPPLEMENT
 2006

NYE COUNTY LINE

SCALE: 1" = 1'-0"

SIGN
 NUMBER
GNV20-14



GNV20-15 White on Green;
 [Pershing] E Mod; [COUNTY LINE] D;

	A	B	C	D	E	F	G	H
54 X 24	54	24	6.625	40.75	9.375	20.375	4	10.875
66 X 36	66	36	5.875	54.25	6.625	30.5	6	16.25

	I	J	K	RADIUS	BORDER
54 X 24	5	4	6	3	1
66 X 36	8	6	8	6	1

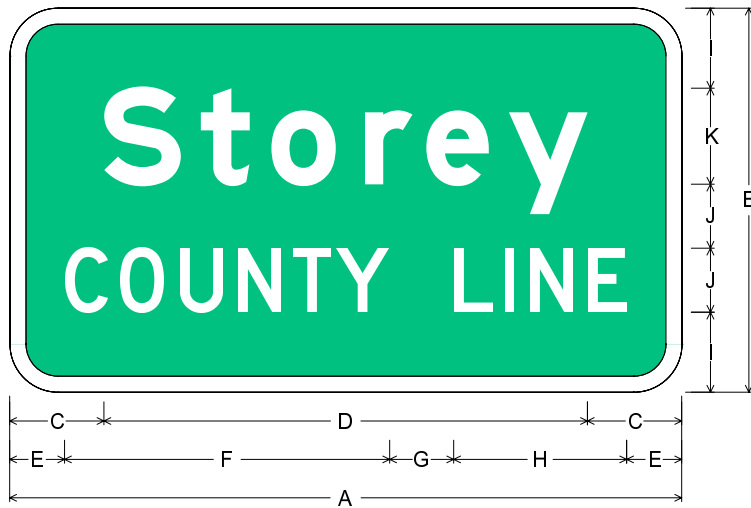


STATE OF NEVADA
 DEPARTMENT OF TRANSPORTATION
 STANDARD SIGN SUPPLEMENT
 2006

PERSHING COUNTY LINE

SCALE: 1" = 1'-0"

SIGN
 NUMBER
GNV20-15



GNV20-16, White on Green;
 [Storey] E Mod; [COUNTY LINE] D;

	A	B	C	D	E	F	G	H
42 X 24	42	24	5.875	30.25	3.375	20.375	4	10.875
66 X 36	66	36	12.875	40.25	6.625	30.5	6	16.25

	I	J	K	RADIUS	BORDER
42 X 24	5	4	6	3	1
66 X 36	8	6	8	6	1

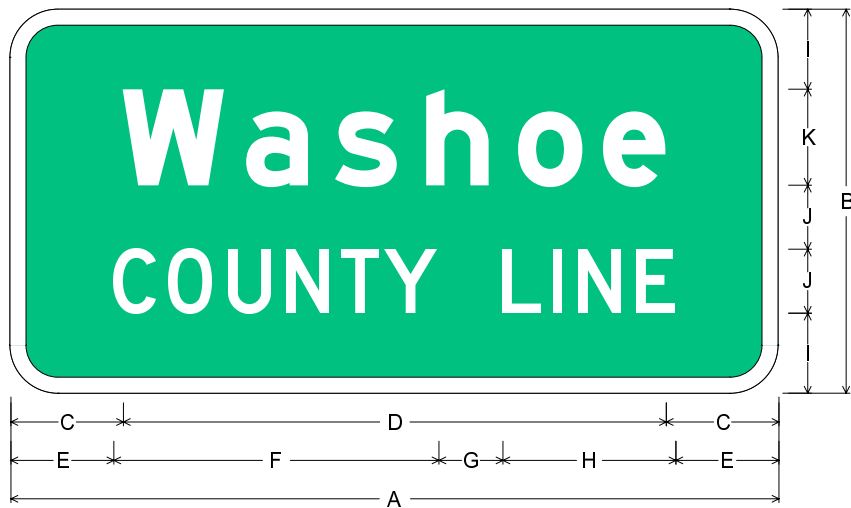


STATE OF NEVADA
 DEPARTMENT OF TRANSPORTATION
 STANDARD SIGN SUPPLEMENT
 2006

STOREY COUNTY LINE

SCALE: 1" = 1'-0"

SIGN
 NUMBER
GNV20-16



GNV20-17, White on Green;
 [Washoe] E Mod; [COUNTY LINE] D;

	A	B	C	D	E	F	G	H
48 X 24	48	24	7	34	6.375	20.375	4	10.875
66 X 36	66	36	10.375	45.25	6.625	30.5	6	16.25

	I	J	K	RADIUS	BORDER
48 X 24	5	4	6	3	1
66 X 36	8	6	8	6	1

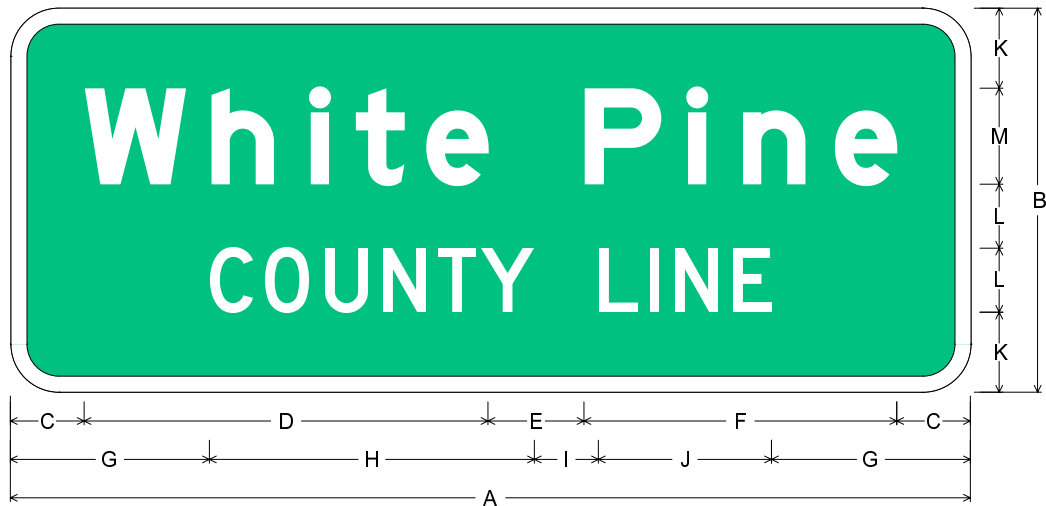


STATE OF NEVADA
 DEPARTMENT OF TRANSPORTATION
 STANDARD SIGN SUPPLEMENT
 2006

WASHOE COUNTY LINE

SCALE: 1" = 1'-0"

SIGN NUMBER
GNV20-17



GNV20-18, White on Green;
 [White Pine] E Mod; [COUNTY LINE] D;

	A	B	C	D	E	F	G	H	I	J
60 X 24	60	24	4.625	25.25	6	19.5	12.375	20.375	4	10.875
84 X 36	84	36	8.125	33.625	8	26.125	15.625	30.5	6	16.25

	K	L	M	RADIUS	BORDER
60 X 24	5	4	6	3	1
84 X 36	8	6	8	6	1

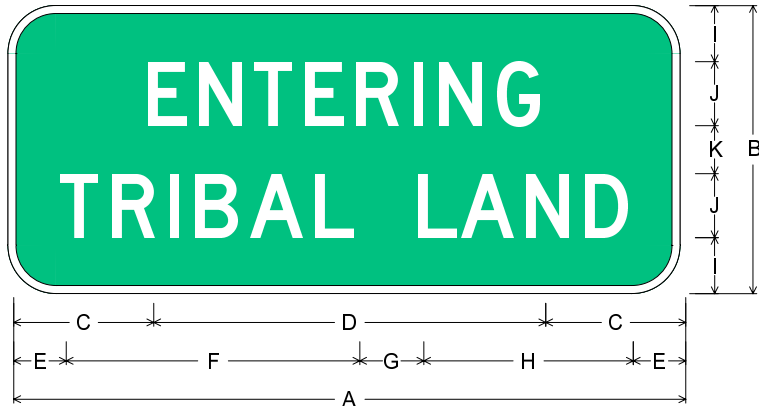


STATE OF NEVADA
 DEPARTMENT OF TRANSPORTATION
 STANDARD SIGN SUPPLEMENT
 2006

WHITE PINE COUNTY LINE

SCALE: 1" = 1'-0"

SIGN
 NUMBER
GNV20-18



GNV22-1; 1" Border, White on Green;
 [ENTERING] D; [TRIBAL LAND] D;

	A	B	C	D	E	F	G	H	I	J	K	RADIUS
66 X 30	66	30	14.625	36.75	6.375	27.5	6	19.75	6	6	6	3
84 X 36	84	36	17.5	49	6.5	36.75	8	26.25	7	8	6	6

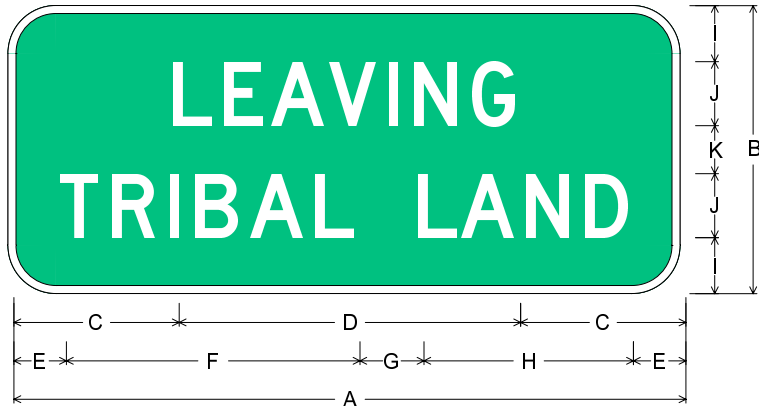


STATE OF NEVADA
 DEPARTMENT OF TRANSPORTATION
 STANDARD SIGN SUPPLEMENT
 2006

ENTERING TRIBAL LAND

SCALE: 1/2" = 1'-0"

SIGN
 NUMBER
GNV22-1



GNV22-2; 1" Border, White on Green;
 [LEAVING] D; [TRIBAL LAND] D;

	A	B	C	D	E	F	G	H	I	J	K	RADIUS
66 X 30	66	30	17	32	6.375	27.5	6	19.75	6	6	6	3
84 X 36	84	36	20.625	42.75	6.5	36.75	8	26.25	7	8	6	6

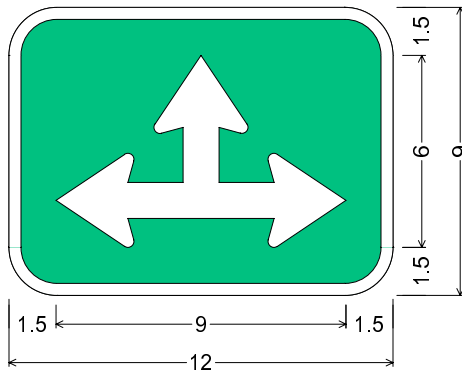


STATE OF NEVADA
 DEPARTMENT OF TRANSPORTATION
 STANDARD SIGN SUPPLEMENT
 2006

LEAVING TRIBAL LAND

SCALE: 1/2" = 1'-0"

SIGN
 NUMBER
GNV22-2



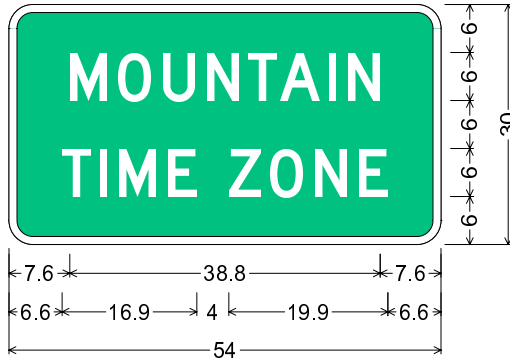
GNV23-1_12X9;
 1.5" Radius, 0.4" Border, White on Green;
 arrows;



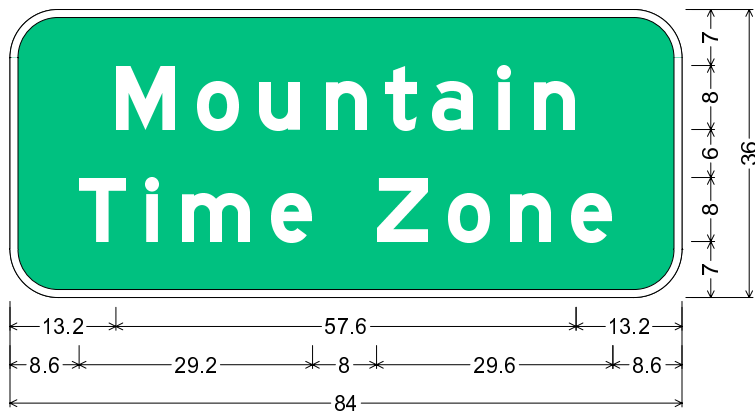
STATE OF NEVADA
 DEPARTMENT OF TRANSPORTATION
 STANDARD SIGN SUPPLEMENT
 2006

L/R/S ARROW
 SCALE: 2" = 1'-0"

SIGN
 NUMBER
 GNV23-1



GNV24-1_54x30;
 3.0" Radius, 1.0" Border, White on Green;
 "MOUNTAIN" D; "TIME ZONE" D;



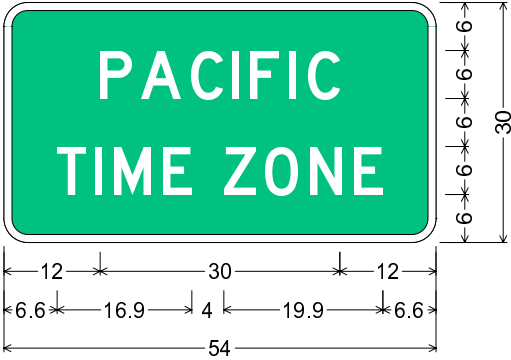
GNV24-1_84x36; 6.0" Radius, 1.0" Border, White on Green;
 "Mountain" E Mod; "Time Zone" E Mod;



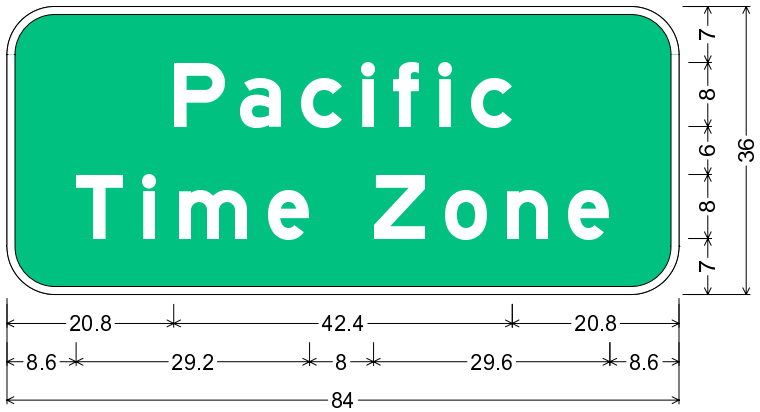
STATE OF NEVADA
 DEPARTMENT OF TRANSPORTATION
 STANDARD SIGN SUPPLEMENT
 2006

MOUNTAIN TIME ZONE
 SCALE: 1/2" = 1'-0"

SIGN
 NUMBER
GNV24-1



GNV24-2_54x30;
 3.0" Radius, 1.0" Border, White on Green;
 "PACIFIC" D; "TIME ZONE" D;



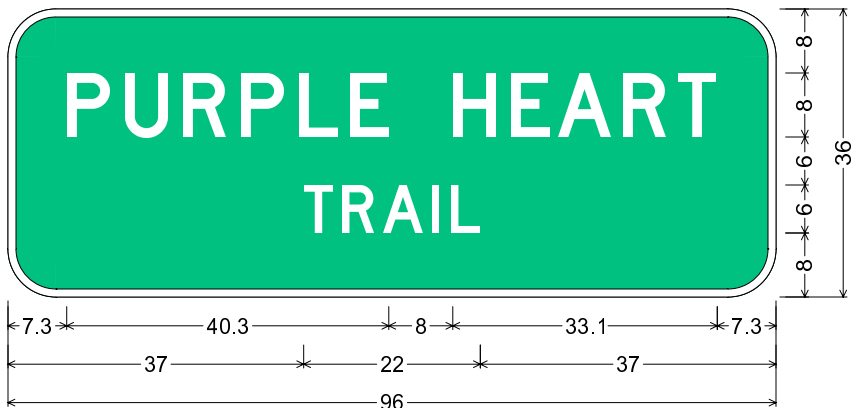
GNV24-2_84x36; 6.0" Radius, 1.0" Border, White on Green;
 "Pacific" E Mod; "Time Zone" E Mod;



STATE OF NEVADA
 DEPARTMENT OF TRANSPORTATION
 STANDARD SIGN SUPPLEMENT
 2006

PACIFIC TIME ZONE
 SCALE: 1/2" = 1'-0"

SIGN
 NUMBER
GNV24-2



GNV25-1_96x36; 6.0" Radius, 1.0" Border, White on Green;
 "PURPLE HEART" D; "TRAIL" D;



STATE OF NEVADA
 DEPARTMENT OF TRANSPORTATION
 STANDARD SIGN SUPPLEMENT
 2006

PURPLE HEART TRAIL
 SCALE: 1/2" = 1'-0"

SIGN
 NUMBER
GNV25-1



GNV26-1_54x36; 6.0" Radius, 1.0" Border, White on Green;
 "Veterans" E Mod; "Memorial" E Mod; "HIGHWAY" D;



STATE OF NEVADA
 DEPARTMENT OF TRANSPORTATION
 STANDARD SIGN SUPPLEMENT
 2006

VETERANS MEMORIAL HIGHWAY
 SCALE: 1" = 1'-0"

SIGN
 NUMBER
 GNV26-1



GNV26-2_66x48;
 6.0" Radius, 1.0" Border, White on Green;
 "Grand Army" E Mod; "of the" E Mod;
 "Republic" E Mod; "HIGHWAY" D;



STATE OF NEVADA
 DEPARTMENT OF TRANSPORTATION
 STANDARD SIGN SUPPLEMENT
 2006

GRAND ARMY OF REPUBLIC
 REPUBLIC HIGHWAY
 SCALE: 1/2" = 1'-0"

SIGN
 NUMBER
GNV26-2



GNV26-3_36x36;
 6.0" Radius, 1.0" Border, White on Green;
 "Great" E Mod; "Basin" E Mod; "HIGHWAY" D;



STATE OF NEVADA
 DEPARTMENT OF TRANSPORTATION
 STANDARD SIGN SUPPLEMENT
 2006

GREAT BASIN HIGHWAY
 SCALE: 1" = 1'-0"

SIGN
 NUMBER
 GNV26-3




GNV26-4_42x30; 3.0" Radius, 1.0" Border, White on Brown;
 "COMSTOCK" C; "HIGHWAY" C;



STATE OF NEVADA
 DEPARTMENT OF TRANSPORTATION
 STANDARD SIGN SUPPLEMENT
 2006

COMSTOCK HIGHWAY
 SCALE: 1" = 1'-0"

SIGN
 NUMBER
 GNV26-4



GNV27-1; No border, Blue;
 [SCENIC] Blue C; [BYWAY] Blue C;

	A	B	C	D	E	F	G	H	I	J	RADIUS
24 X 24	24	24	2.625	18.75	3.25	17.5	2	5	2.125	9.875	1.5
36 X 36	36	36	4.875	26.25	5.75	24.5	3	7	3.25	15.75	2.25



STATE OF NEVADA
 DEPARTMENT OF TRANSPORTATION
 STANDARD SIGN SUPPLEMENT
 2006

SCENIC BYWAY

SCALE: 1" = 1'-0"

SIGN
 NUMBER
GNV27-1



GNV28-1, White on Blue;
 [ROAD INFO] E; [TUNE RADIO TO] E; [530 AM] E;

	A	B	C	D	E	F	G	H	I	J	K	L	M	N
84 X 48	84	48	8.875	32.25	8	26	5.75	22.75	6	27.125	10.625	18.125	22.75	17
108 X 60	108	60	12.5	40.375	10	32.625	5.75	30.25	8	36.125	14.125	24.25	28.25	21.25

	O	P	Q	R	RADIUS	BORDER
84 X 48	7	8	6	6	6	1
108 X 60	8	10	8	8	9	2

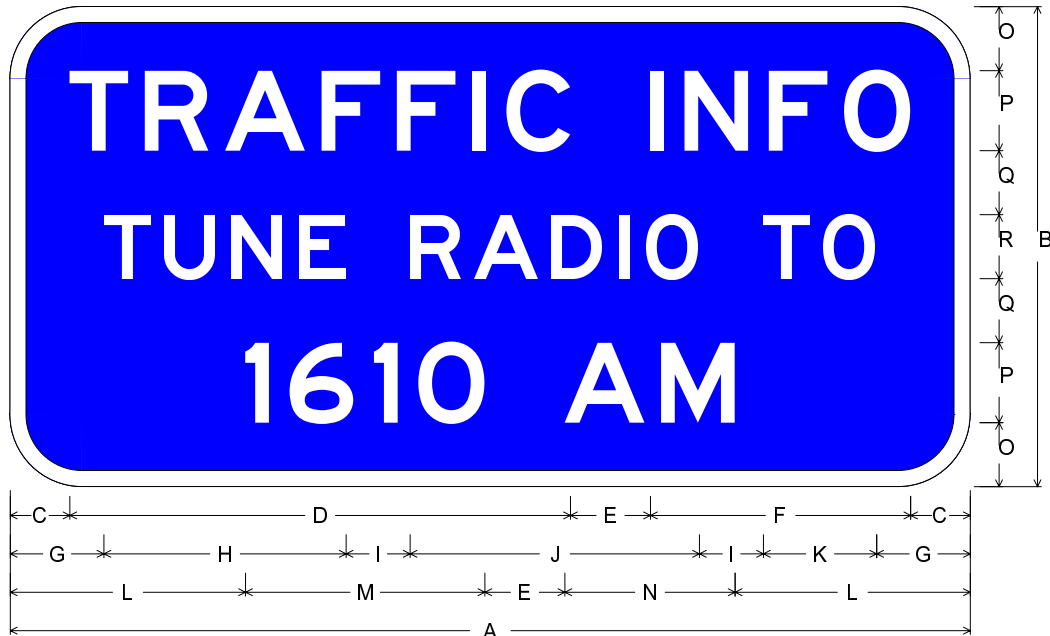


STATE OF NEVADA
 DEPARTMENT OF TRANSPORTATION
 STANDARD SIGN SUPPLEMENT
 2006

ROAD INFO TUNE RADIO TO 530 AM

SCALE: 1/2" = 1'-0"

SIGN
 NUMBER
GNV28-1



GNV28-2, White on Blue;
 [TRAFFIC INFO] E; [TUNE RADIO TO] E; [1610 AM] E;

	A	B	C	D	E	F	G	H	I	J	K	L	M	N
96 X 48	96	48	6	50	8	26	11.75	22.75	6	27.125	10.625	23.5	24	17
120 X 60	120	60	7.5	62.5	10	32.5	11.75	30.25	8	36.125	14.125	29.375	30	21.25

	O	P	Q	R	RADIUS	BORDER
96 X 48	7	8	6	6	6	1
120 X 60	8	10	8	8	9	2

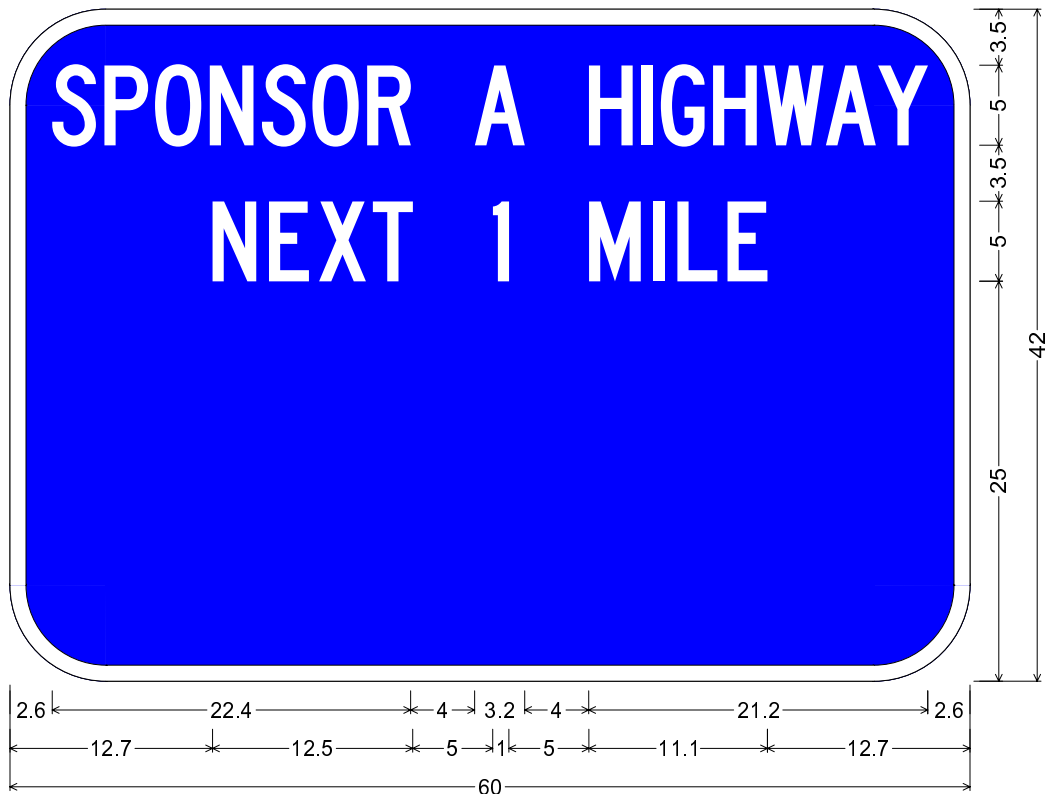


STATE OF NEVADA
 DEPARTMENT OF TRANSPORTATION
 STANDARD SIGN SUPPLEMENT
 2006

TRAFFIC INFO TUNE RADIO
 TO 1610 AM

SCALE: 1/2" = 1'-0"

SIGN
 NUMBER
GNV28-2



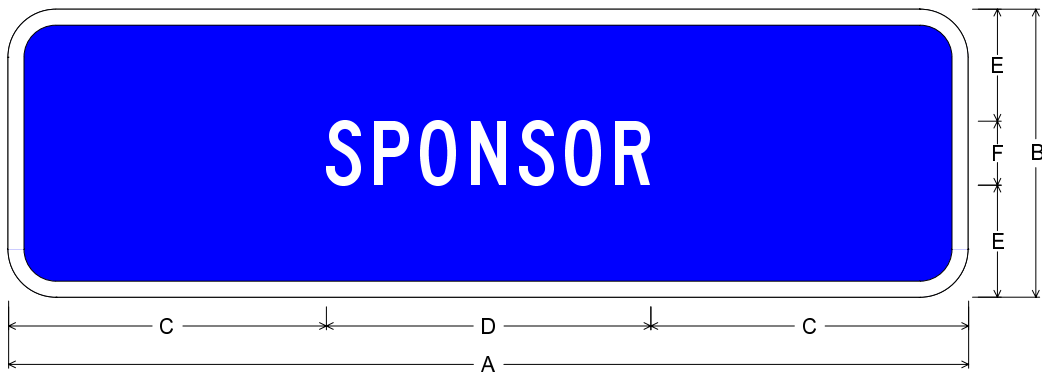
GNV29-1_60x42; 6.0" Radius, 1.0" Border, White on Blue;
 "SPONSOR" C 50% spacing; "A" C; "HIGHWAY" C 50% spacing;
 "NEXT 1 MILE" C 75% spacing;



STATE OF NEVADA
 DEPARTMENT OF TRANSPORTATION
 STANDARD SIGN SUPPLEMENT
 2006

SPONSOR A HIGHWAY
 NEXT 1 MILE
 SCALE: 1" = 1'-0"

SIGN
 NUMBER
 GNV29-1



GNV29-2; 3" Radius, 1" Border, White on Blue;
[SPONSOR] C;

	A	B	C	D	E	F
48 X 12	48	12	EQ	VAR	4.5	3
60 X 18	60	18	EQ	VAR	7	4




STATE OF NEVADA
DEPARTMENT OF TRANSPORTATION
STANDARD SIGN SUPPLEMENT
2006

SPONSOR

SCALE: 1" = 1'-0"

SIGN
NUMBER
GNV29-2



GNV29-3; 3" Radius, 1" Border, White on Blue;
 [SPONSOR] C; [SPONSOR] C;

	A	B	C	D	E	F	G
48 X 12	48	12	EQ *	VAR *	2	3	2
60 X 18	60	18	EQ *	VAR *	3.25	4	3.375

* Each name centered

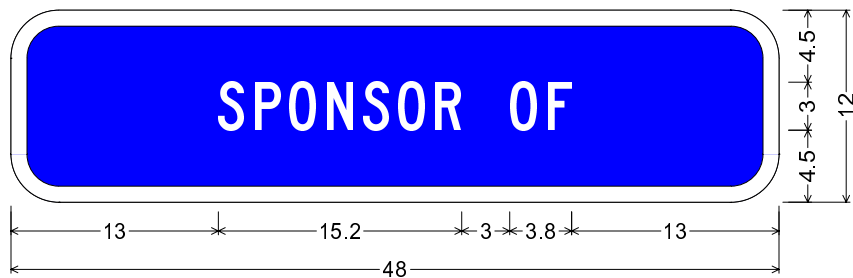


STATE OF NEVADA
 DEPARTMENT OF TRANSPORTATION
 STANDARD SIGN SUPPLEMENT
 2006

SPONSOR 2

SCALE: 1" = 1'-0"

SIGN
 NUMBER
 GNV29-3



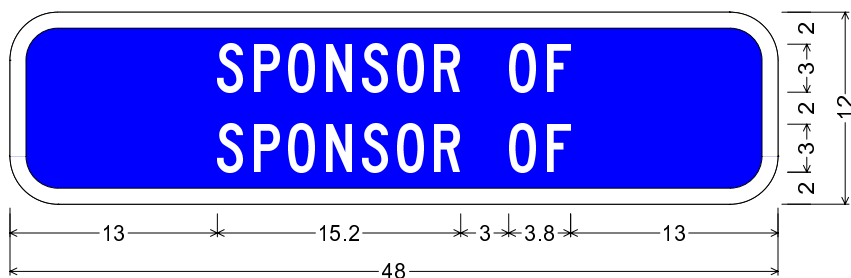
GNV29-4_48x12; 3.0" Radius, 1.0" Border, White on Blue;
 "SPONSOR OF" C;



STATE OF NEVADA
 DEPARTMENT OF TRANSPORTATION
 STANDARD SIGN SUPPLEMENT
 2006

SPONSOR OF
 SCALE: 1" = 1'-0"

SIGN
 NUMBER
 GNV29-4



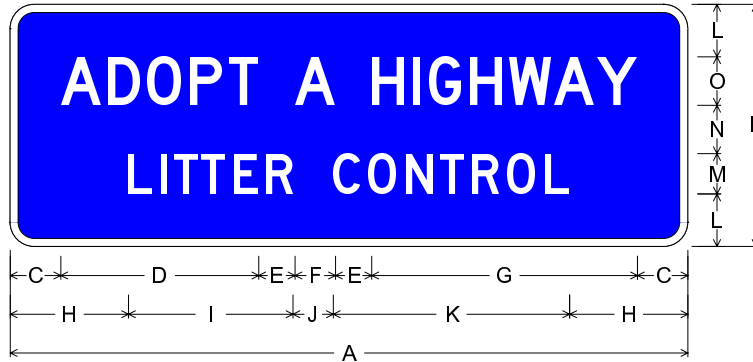
GNV29-5_48x12; 3.0" Radius, 1.0" Border, White on Blue;
 "SPONSOR OF" C; "SPONSOR OF" C;



STATE OF NEVADA
 DEPARTMENT OF TRANSPORTATION
 STANDARD SIGN SUPPLEMENT
 2006

SPONSOR OF 2
 SCALE: 1" = 1'-0"

SIGN
 NUMBER
 GNV29-5



GNV29-6, White on Blue;
 [ADOPT A HIGHWAY] D 75% spacing; [LITTER CONTROL] D;

	A	B	C	D	E	F	G	H	I	J	K
66 X 24	66	24	3.25	20.375	3.75	4.25	27.375	11.125	16.25	4	23.5
84 X 30	84	30	6.25	24.5	4.5	5	33	14.625	20.375	5	29.375

	L	M	N	O	RADIUS	BORDER
66 X 24	5.5	4	4	5	3	1
84 X 30	6.5	5	6	6	3	1

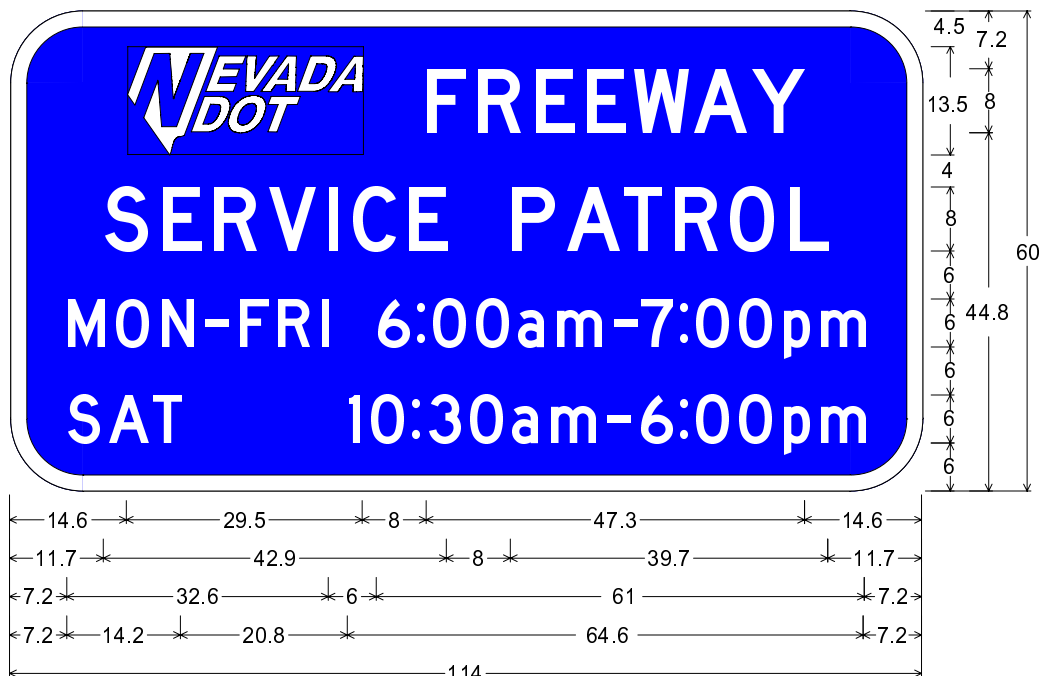


STATE OF NEVADA
 DEPARTMENT OF TRANSPORTATION
 STANDARD SIGN SUPPLEMENT
 2006

ADOPT A HIGHWAY
 LITTER CONTROL

SCALE: 1/2" = 1'-0"

SIGN
 NUMBER
GNV29-6



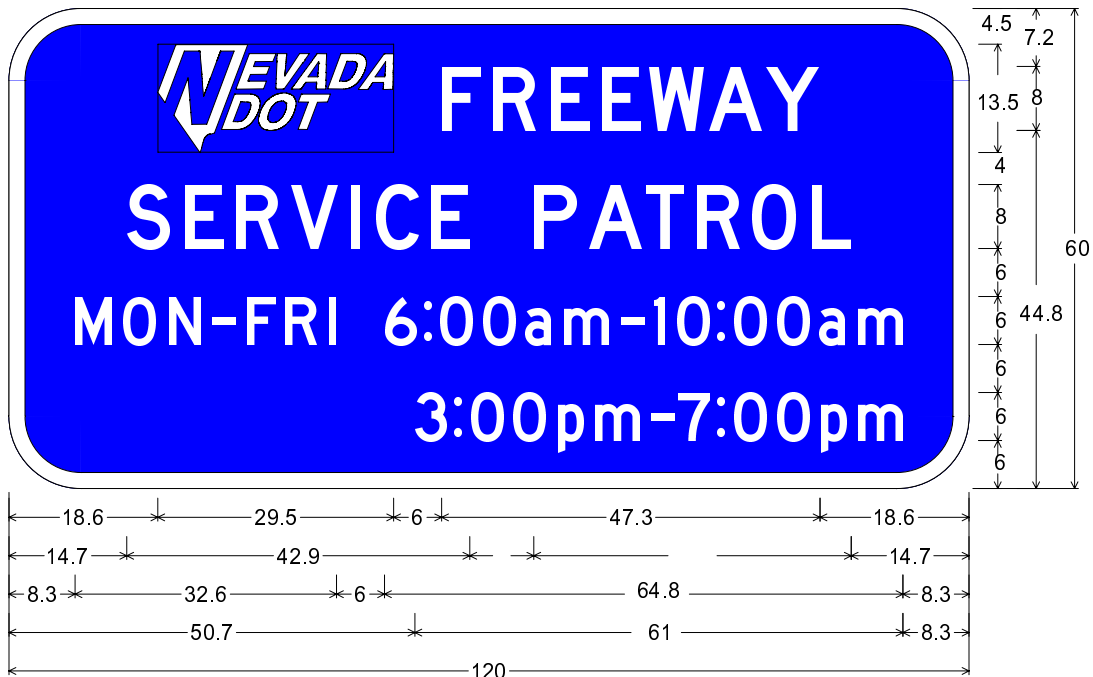
GNV30-1_114x60; 9.0" Radius, 2.0" Border, White on Blue;
 Nevada DOT; [FREEWAY] D; [SERVICE PATROL] D; [MON-FRI] D;
 [6:00am-7:00pm] D; [SAT] D; [10:30am-6:00pm] D;



STATE OF NEVADA
 DEPARTMENT OF TRANSPORTATION
 STANDARD SIGN SUPPLEMENT
 2006

FREEWAY SERVICE PATROL HOURS
 SOUTH
 SCALE: 1/2" = 1'-0"

SIGN
 NUMBER
 GNV30-1



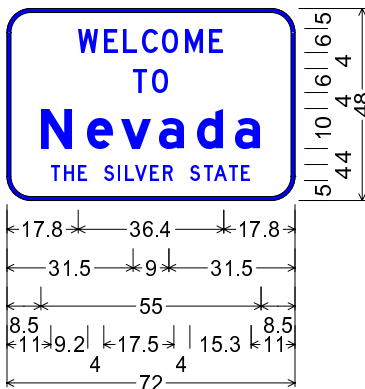
GNV30-2_120x60; 9.0" Radius, 2.0" Border, White on Blue;
 Nevada DOT; [FREEWAY] D; [SERVICE PATROL] D; [MON-FRI] D;
 [6:00am-10:00am] D; [3:00pm-7:00pm] D;



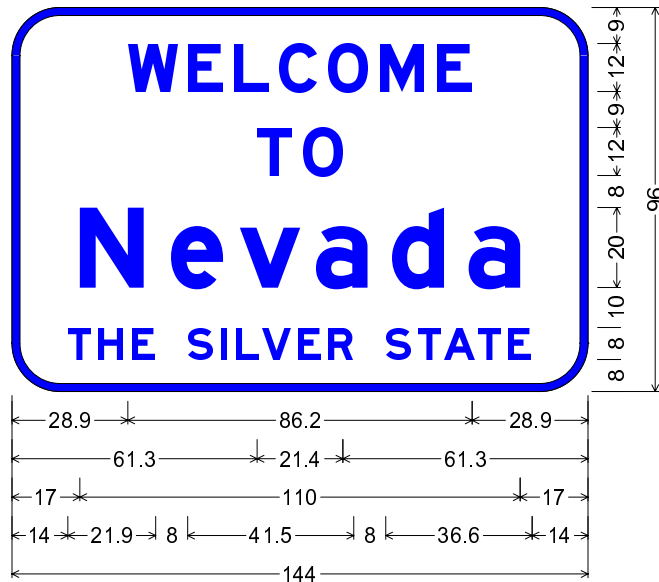
STATE OF NEVADA
 DEPARTMENT OF TRANSPORTATION
 STANDARD SIGN SUPPLEMENT
 2006

FREEWAY SERVICE PATROL HOURS
 NORTH
 SCALE: 1/2" = 1'-0"

SIGN
 NUMBER
 GNV30-2



GNV31-1_72x48;
 6.0" Radius, 1.0" Border, Blue on White;
 "WELCOME" D; "TO" D;
 "Nevada" E Mod;
 "THE SILVER STATE" D;



GNV31-1_144x96;
 12.0" Radius, 2.0" Border, Blue on White;
 "WELCOME" E Mod; "TO" E Mod; "Nevada" E Mod;
 "THE SILVER STATE" E Mod;



STATE OF NEVADA
 DEPARTMENT OF TRANSPORTATION
 STANDARD SIGN SUPPLEMENT
 2006

WELCOME TO NEVADA
 SCALE: 1/4" = 1'-0"

SIGN
 NUMBER
 GNV31-1



GNV32-1_66x36;
 6.0" Radius, 1.0" Border, White on Blue;
 Arrow 6-2LV - 13.7" 90°; "NEVADA" D;
 "WELCOME" D; "CENTER" D;



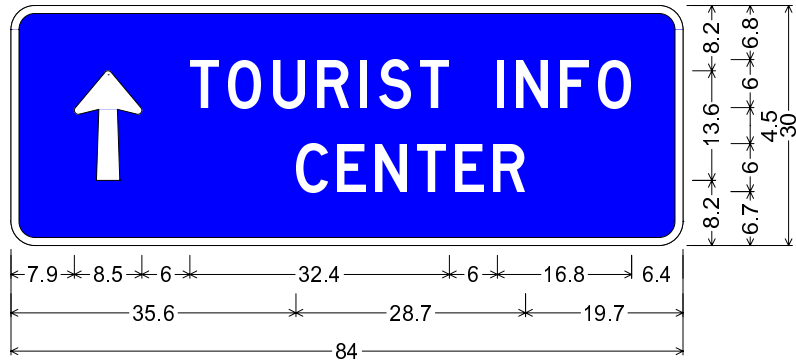
GNV32-2R_66x36;
 6.0" Radius, 1.0" Border, White on Blue;
 "NEVADA" D; "WELCOME" D; "CENTER" D;
 Arrow 6-2LH - 9.6" 0°;



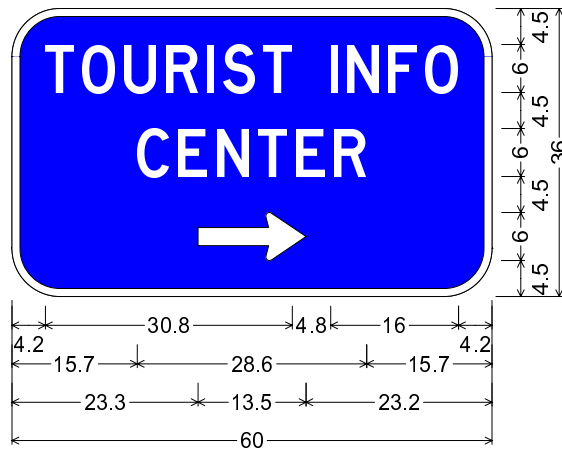
STATE OF NEVADA
 DEPARTMENT OF TRANSPORTATION
 STANDARD SIGN SUPPLEMENT
 2006

NEVADA WELCOME CENTER
 90, 0 OR 180 DEGREE ARROW
 SCALE: 1/2" = 1'-0"

SIGN
 NUMBER
 GNV32-1
 GNV32-2
 R,(L)



GNV33-1_84x30; 3.0" Radius, 1.0" Border, White on Blue;
 Arrow 6-2LV - 13.7" 90°; "TOURIST INFO" D; "CENTER" D;



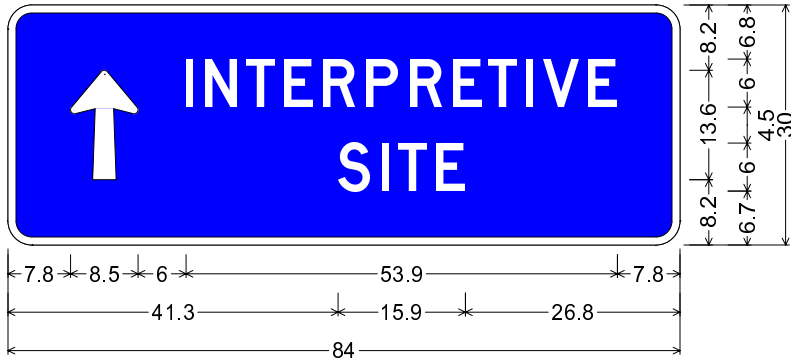
GNV33-2R_60x36;
 6.0" Radius, 1.0" Border, White on Blue;
 "TOURIST INFO" D 80% spacing;
 "CENTER" D;
 Standard Arrow Custom 13.5" X 6.0" 0°;



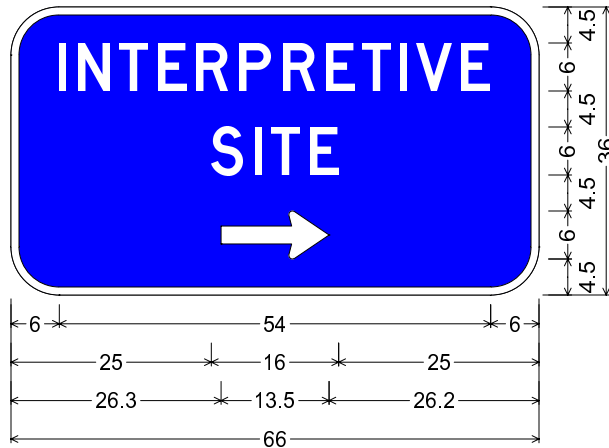
STATE OF NEVADA
 DEPARTMENT OF TRANSPORTATION
 STANDARD SIGN SUPPLEMENT
 2006

TOURIST INFORMATION
 90, 0 OR 180 DEGREE ARROW
 SCALE: 1/2" = 1'-0"

SIGN
 NUMBER
 GNV33-1
 GNV33-2
 R, (L)



GNV34-1_84x30; 3.0" Radius, 1.0" Border, White on Blue;
 Arrow 6-2LV - 13.7" 90°; "INTERPRETIVE" D; "SITE" D;



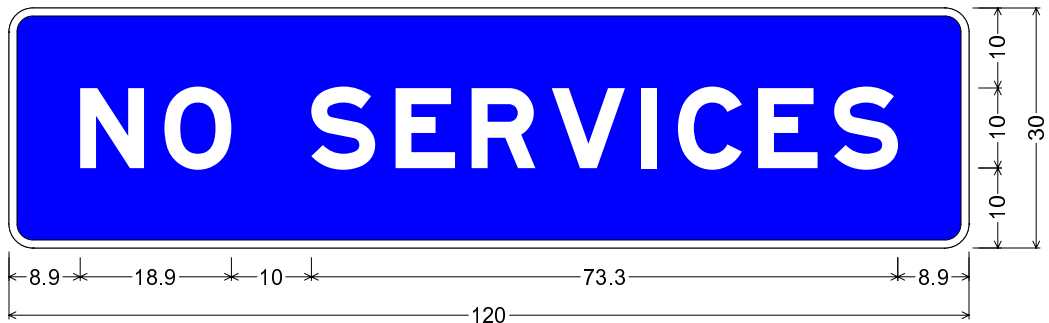
GNV34-2R_66x36;
 6.0" Radius, 1.0" Border, White on Blue;
 "INTERPRETIVE" D; "SITE" D;
 Standard Arrow Custom 13.5" X 6.0" 0°;



STATE OF NEVADA
 DEPARTMENT OF TRANSPORTATION
 STANDARD SIGN SUPPLEMENT
 2006

INTERPRETIVE SITE
 90, 0 OR 180 DEGREE ARROW
 SCALE: 1/2" = 1'-0"

SIGN NUMBER
 GNV34-1
 GNV34-2
 R, (L)



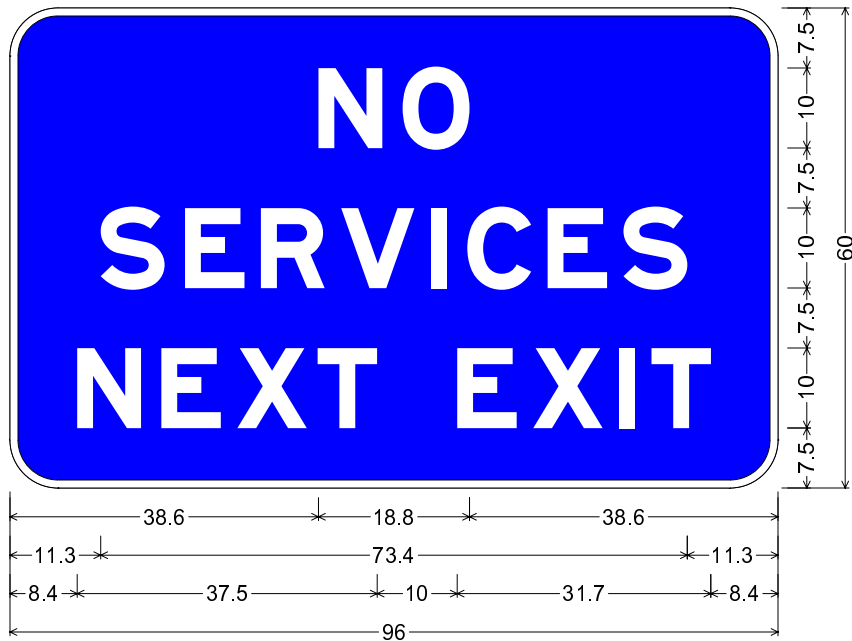
GNV35-1_120x30; 3.0" Radius, 1.0" Border, White on Blue;
 "NO SERVICES" E Mod;



STATE OF NEVADA
 DEPARTMENT OF TRANSPORTATION
 STANDARD SIGN SUPPLEMENT
 2006

NO SERVICES
 SCALE: 1/2" = 1'-0"

SIGN
 NUMBER
GNV35-1



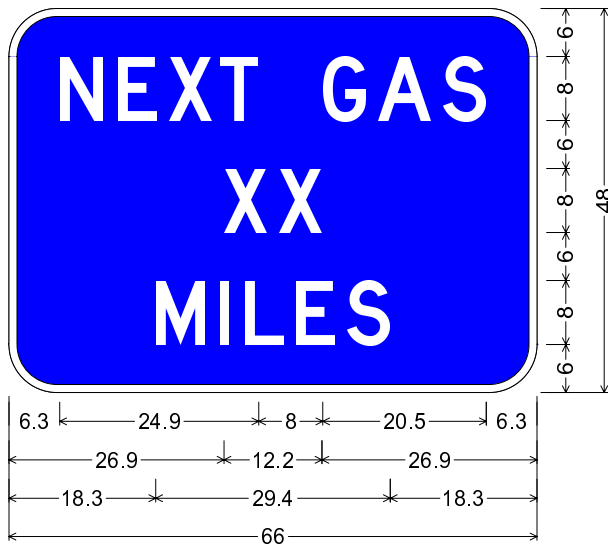
GNV35-2_96x60; 6.0" Radius, 1.0" Border, White on Blue;
 "NO" E Mod; "SERVICES" E Mod; "NEXT EXIT" E Mod;



STATE OF NEVADA
 DEPARTMENT OF TRANSPORTATION
 STANDARD SIGN SUPPLEMENT
 2006

NO SERVICES
 NEXT EXIT
 SCALE: 1/2" = 1'-0"

SIGN
 NUMBER
GNV35-2



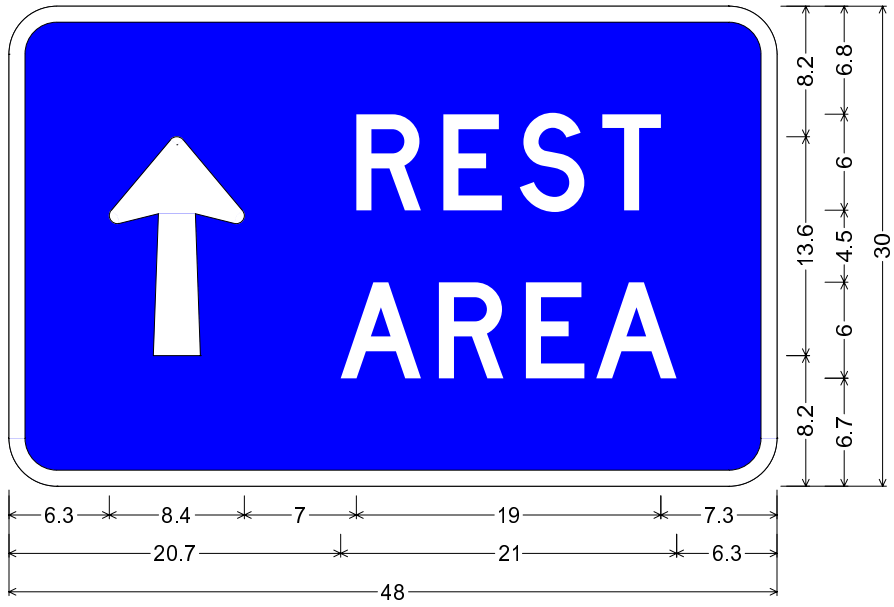
GNV36-1_66x48;
 6.0" Radius, 1.0" Border, White on Blue;
 "NEXT GAS" D; "XX" D; "MILES" D;



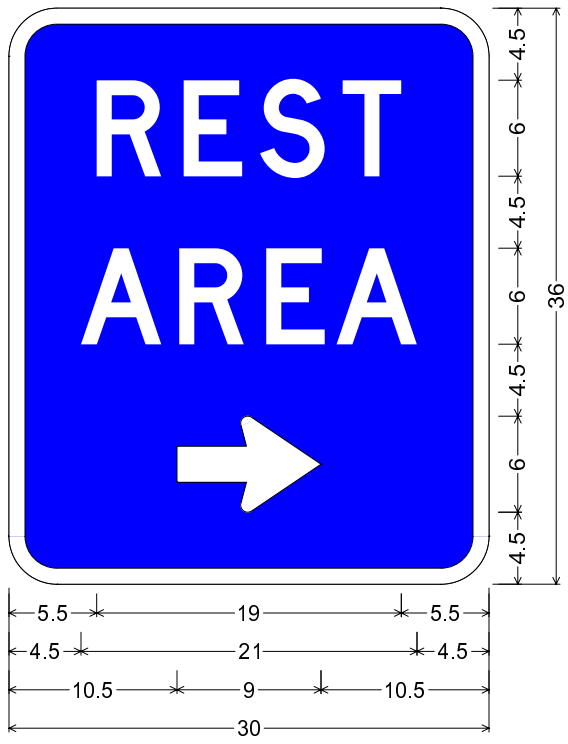
STATE OF NEVADA
 DEPARTMENT OF TRANSPORTATION
 STANDARD SIGN SUPPLEMENT
 2006

NEXT GAS X MILES
 SCALE: 1/2" = 1'-0"

SIGN
 NUMBER
GNV36-1



GNV37-1_48x30; 3.0" Radius, 1.0" Border, White on Blue;
 Arrow 6-2LV - 13.7" 90°; "REST" D; "AREA" D;



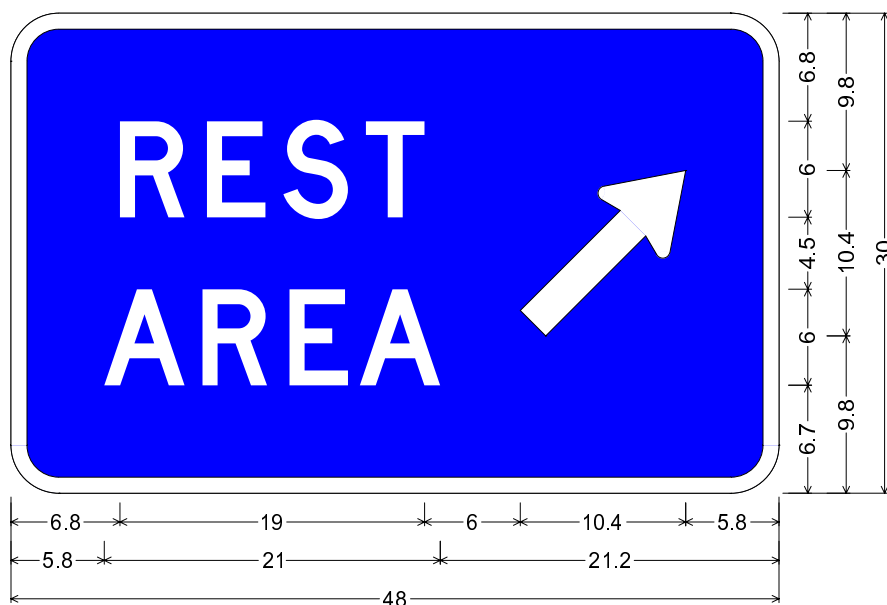
GNV37-2R_;
 3.0" Radius, 1.0" Border, White on Blue;
 "REST" D; "AREA" D;
 Standard Arrow Custom 9.0" X 6.0" 0°;



STATE OF NEVADA
 DEPARTMENT OF TRANSPORTATION
 STANDARD SIGN SUPPLEMENT
 2006

REST AREA
 90, 0 OR 180 DEGREE ARROW
 SCALE: 1" = 1'-0"

SIGN NUMBER
 GNV37-1
 GNV37-2
 R, (L)



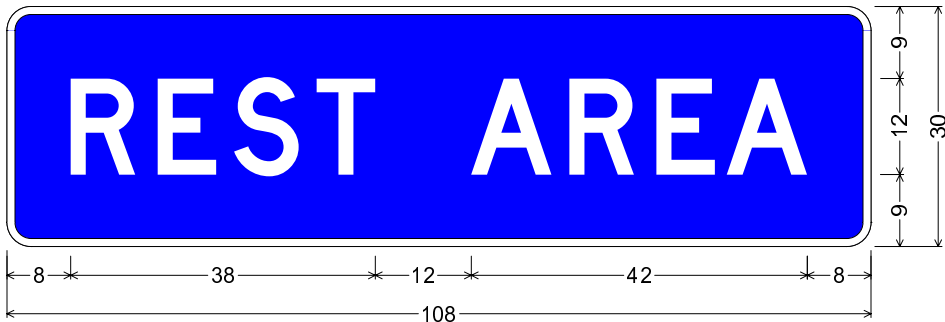
GNV37-3_48x30; 3.0" Radius, 1.0" Border, White on Blue;
 "REST" D; "AREA" D; Standard Arrow Custom 13.5" X 6.0" 45°;



STATE OF NEVADA
 DEPARTMENT OF TRANSPORTATION
 STANDARD SIGN SUPPLEMENT
 2006

REST AREA
 45 DEGREE ARROW
 SCALE: 1" = 1'-0"

SIGN
 NUMBER
 GNV37-3



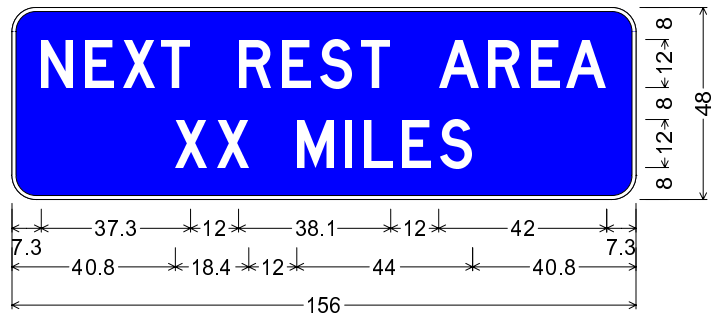
GNV37-4_108x30; 3.0" Radius, 1.0" Border, White on Blue;
 "REST AREA" D;



STATE OF NEVADA
 DEPARTMENT OF TRANSPORTATION
 STANDARD SIGN SUPPLEMENT
 2006

REST AREA
 SCALE: 1/2" = 1'-0"

SIGN
 NUMBER
GNV37-4



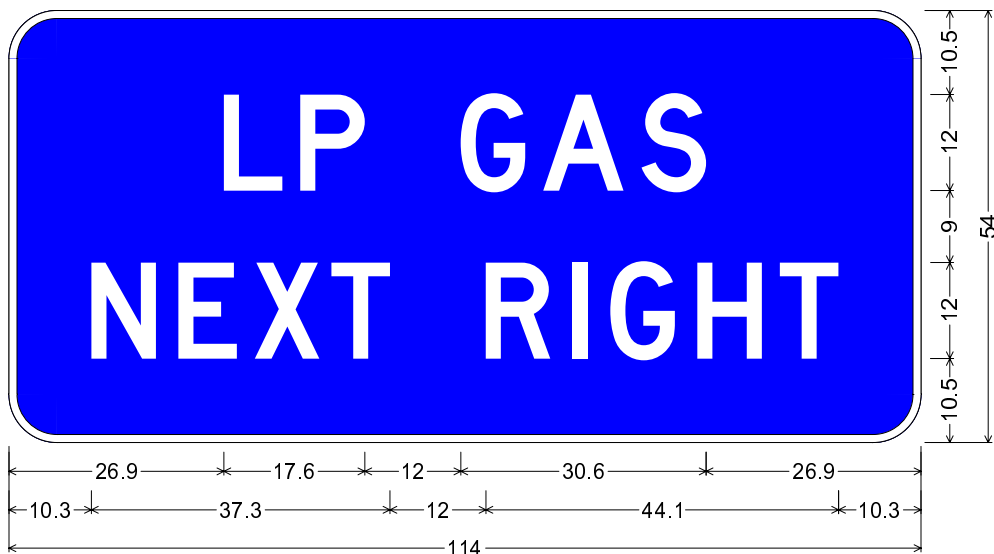
GNV37-5_156x48; 6.0" Radius, 1.0" Border, White on Blue;
 "NEXT REST AREA" D; "XX MILES" D;



STATE OF NEVADA
 DEPARTMENT OF TRANSPORTATION
 STANDARD SIGN SUPPLEMENT
 2006

NEXT REST AREA XX MILES
 SCALE: 1/4" = 1'-0"

SIGN
 NUMBER
 GNV37-5



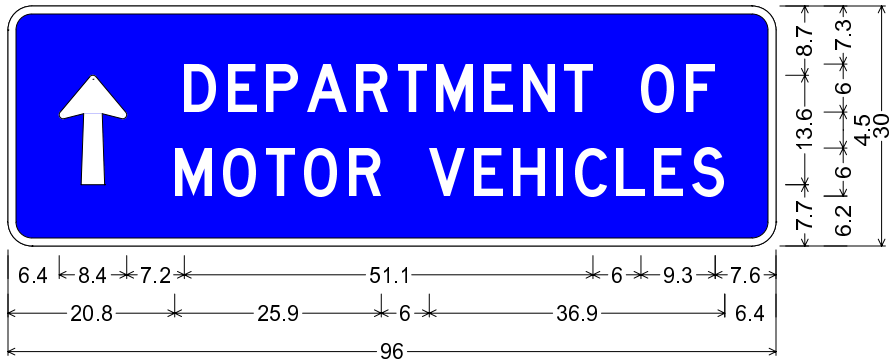
GNV38-1_114x54; 6.0" Radius, 1.0" Border, White on Blue;
 "LP GAS" D; "NEXT RIGHT" D;



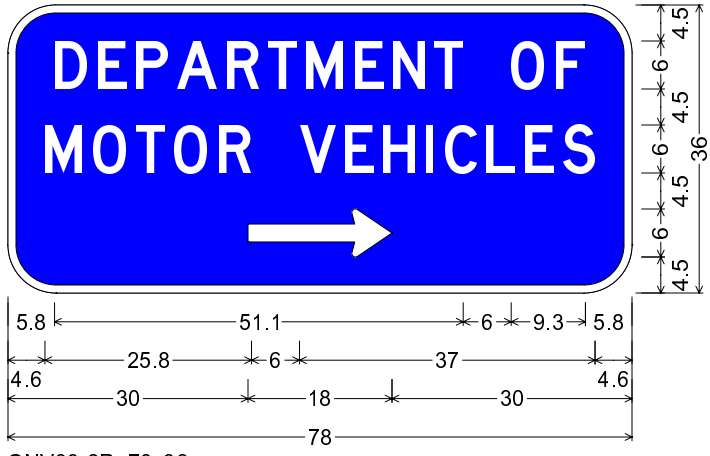
STATE OF NEVADA
 DEPARTMENT OF TRANSPORTATION
 STANDARD SIGN SUPPLEMENT
 2006

LP GAS NEXT RIGHT
 SCALE: 1/2" = 1'-0"


SIGN
 NUMBER
GNV38-1



GNV39-1_96x30; 3.0" Radius, 1.0" Border, White on Blue;
 Arrow 6-2LV - 13.7" 90°; "DEPARTMENT OF" D;
 "MOTOR VEHICLES" D;



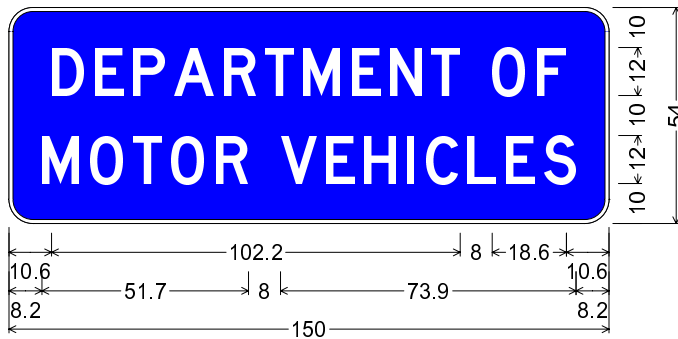
GNV39-2R_78x36;
 6.0" Radius, 1.0" Border, White on Blue;
 "DEPARTMENT OF" D; "MOTOR VEHICLES" D;
 Standard Arrow Custom 18.0" X 6.0" 0°;



STATE OF NEVADA
 DEPARTMENT OF TRANSPORTATION
 STANDARD SIGN SUPPLEMENT
 2006

DEPARTMENT OF MOTOR VEHICLES
 90, 0 OR 180 DEGREE ARROW
 SCALE: 1/2" = 1'-0"

SIGN NUMBER
 GNV39-1
 GNV39-2
 R, (L)



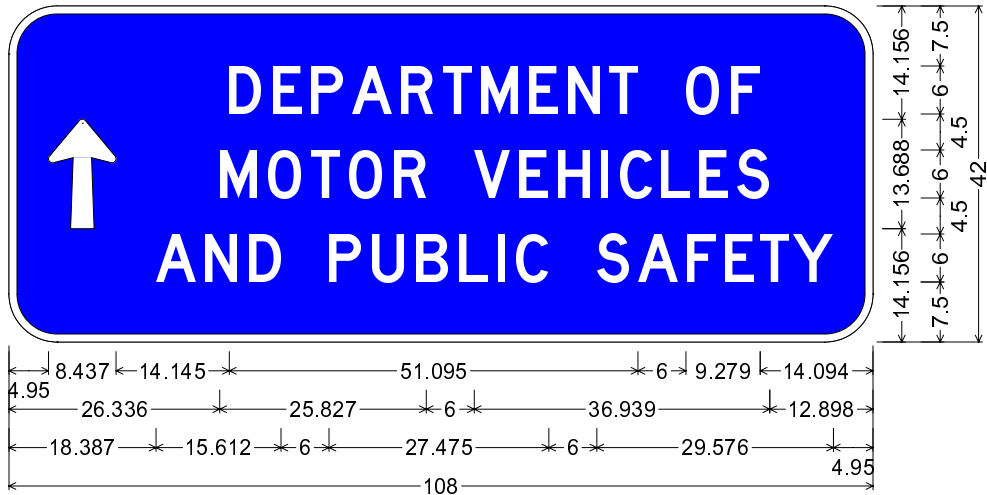
GNV39-3_150x54;
 6.0" Radius, 1.0" Border, White on Blue;
 "DEPARTMENT OF" D; "MOTOR VEHICLES" D;



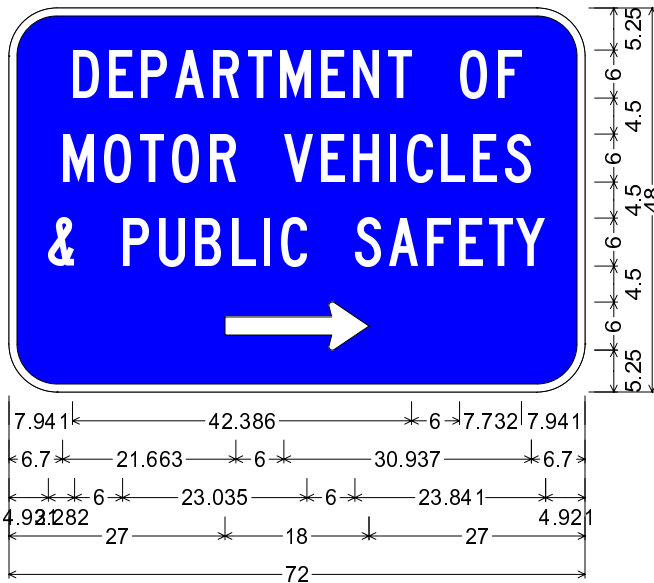
STATE OF NEVADA
 DEPARTMENT OF TRANSPORTATION
 STANDARD SIGN SUPPLEMENT
 2006

DEPARTMENT OF MOTOR VEHICLES
 SCALE: 1/4" = 1'-0"

SIGN
 NUMBER
 GNV39-3



GNV39-4_108x42; 6.000" Radius, 1.000" Border, White on Blue;
 Arrow 6-2LV - 13.688" 90°; "DEPARTMENT OF" D; "MOTOR VEHICLES" D;
 "AND PUBLIC SAFETY" D;



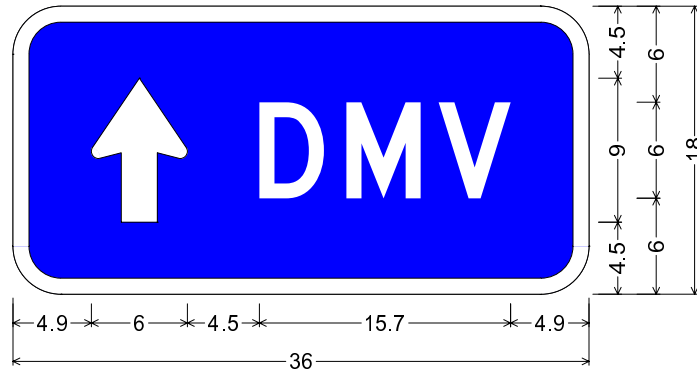
GNV39-5R_72x48;
 6.000" Radius, 1.000" Border, White on Blue;
 "DEPARTMENT OF" C; "MOTOR VEHICLES" C;
 "& PUBLIC SAFETY" C;
 Standard Arrow Custom 18.000" X 6.000" 0°;



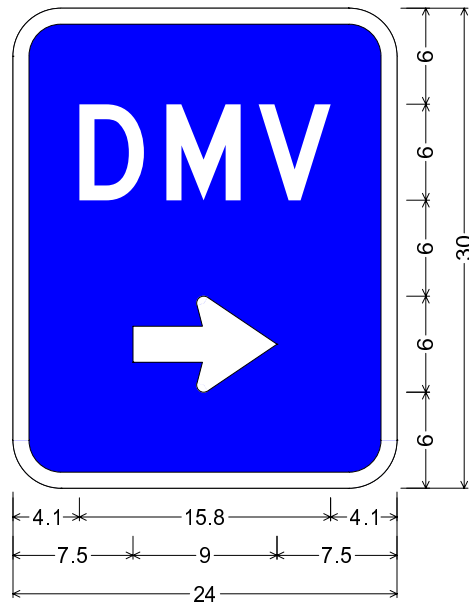
STATE OF NEVADA
 DEPARTMENT OF TRANSPORTATION
 STANDARD SIGN SUPPLEMENT
 2006

DEPARTMENT OF MOTOR VEHICLES
 & PUBLIC SAFETY
 90, 0 OR 180 DEGREE ARROW
 SCALE: 1/2" = 1'-0"

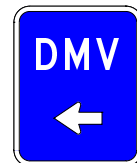
SIGN
 NUMBER
 GNV39-4
 GNV39-5
 R, (L)



GNV39-6_36x18;
 3.0" Radius, 1.0" Border, White on Blue;
 Standard Arrow Custom 9.0" X 6.0" 90°; "DMV" D;




GNV39-7R_24x30;
 3.0" Radius, 1.0" Border, White on Blue;
 "DMV" D;
 Standard Arrow Custom 9.0" X 6.0" 0°;




STATE OF NEVADA
 DEPARTMENT OF TRANSPORTATION
 STANDARD SIGN SUPPLEMENT
 2006

DMV
 0 OR 180 DEGREE ARROW
 SCALE: 1" = 1'-0"

SIGN
 NUMBER
 GNV39-6
 GNV39-7
 R, (L)



GNV40-1_48x18; 3.0" Radius, 1.0" Border, White on Blue;
Standard Arrow Custom 9.0" X 6.0" 90°; "POLICE" D;



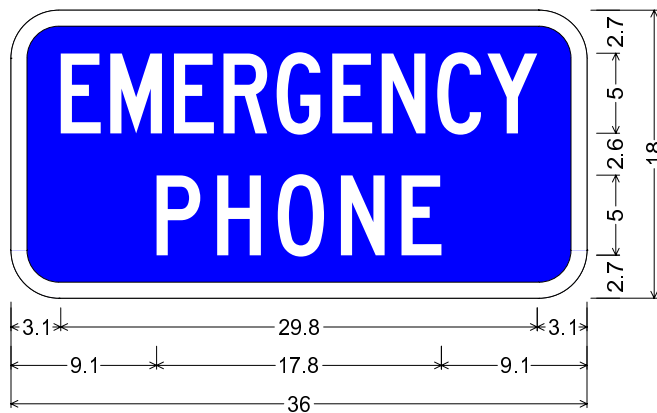
GNV40-2R_36x30;
3.0" Radius, 1.0" Border, White on Blue;
"POLICE" D; Standard Arrow Custom 9.0" X 6.0" 0°;



STATE OF NEVADA
DEPARTMENT OF TRANSPORTATION
STANDARD SIGN SUPPLEMENT
2006

POLICE
90, 0 OR 180 DEGREE ARROW
SCALE: 1" = 1'-0"

SIGN NUMBER
GNV40-1
GNV40-2
R, (L)



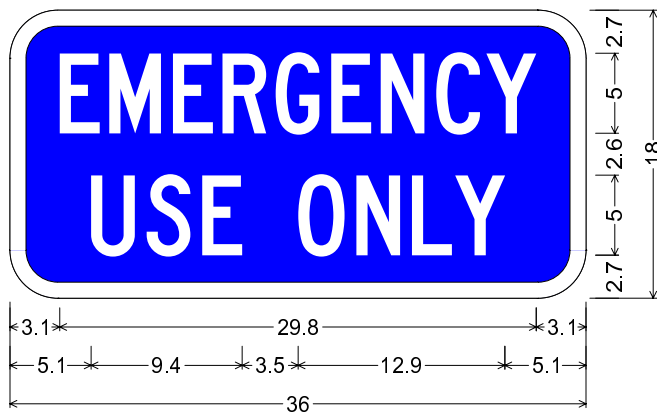
GNV41-1_36x18;
 3.0" Radius, 1.0" Border, White on Blue;
 "EMERGENCY" C 70% spacing; "PHONE" C;



STATE OF NEVADA
 DEPARTMENT OF TRANSPORTATION
 STANDARD SIGN SUPPLEMENT
 2006

EMERGENCY PHONE
 SCALE: 1" = 1'-0"

SIGN
 NUMBER
WNV41-1



GNV41-2_36x18;
 3.0" Radius, 1.0" Border, White on Blue;
 "EMERGENCY" C 70% spacing;
 "USE ONLY" C 70% spacing;



STATE OF NEVADA
 DEPARTMENT OF TRANSPORTATION
 STANDARD SIGN SUPPLEMENT
 2006

EMERGENCY USE ONLY
 SCALE: 1" = 1'-0"

SIGN
 NUMBER
 GNV41-2



GNV41-3_42x48;
 6.000" Radius, 1.000" Border, White on Blue;
 "EMERGENCY" B;
 "MEDICAL" B; "SERVICE" B;
 "911" B;



GNV41-3_78x66;
 9.000" Radius, 2.000" Border, White on Blue;
 "EMERGENCY" D; "MEDICAL" D; "SERVICE" D; "911" D;

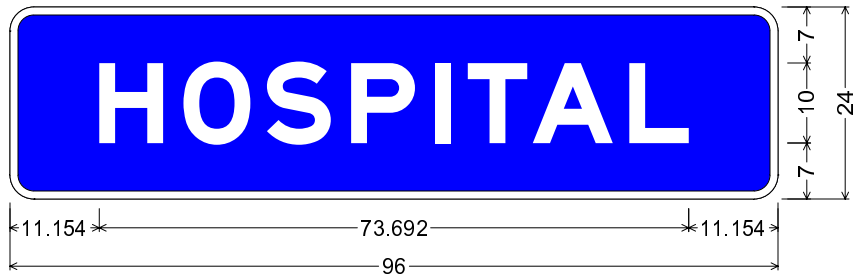


STATE OF NEVADA
 DEPARTMENT OF TRANSPORTATION
 STANDARD SIGN SUPPLEMENT
 2006

EMERGENCY MEDICAL SERVICE

SCALE: 1/2" = 1'-0"

SIGN
 NUMBER
GNV41-3



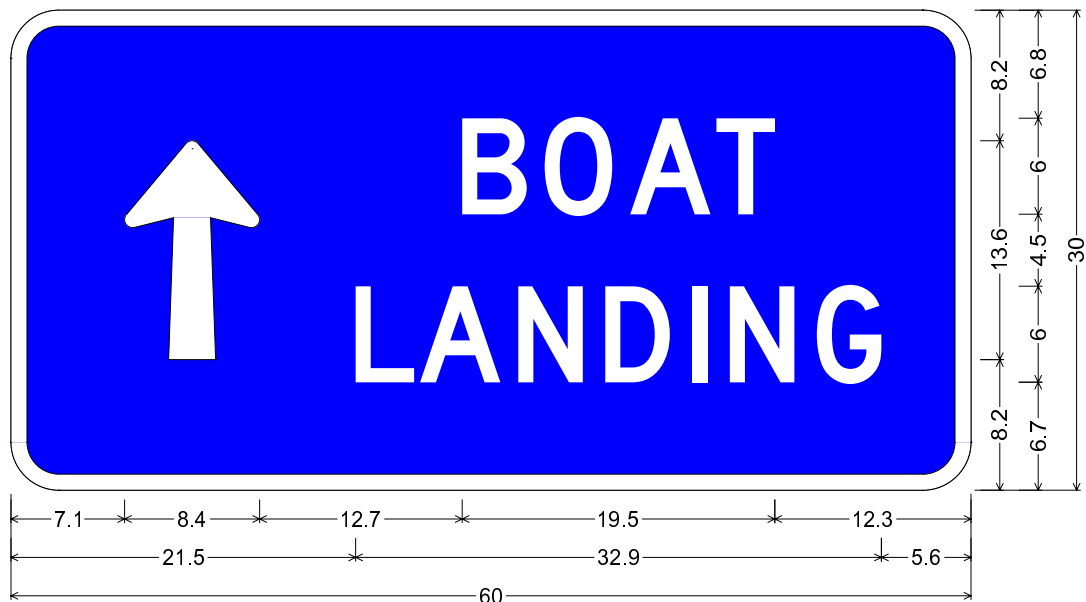
GNV42-1_96x24; 3.000" Radius, 1.000" Border, White on Blue;
 "HOSPITAL" E Mod;



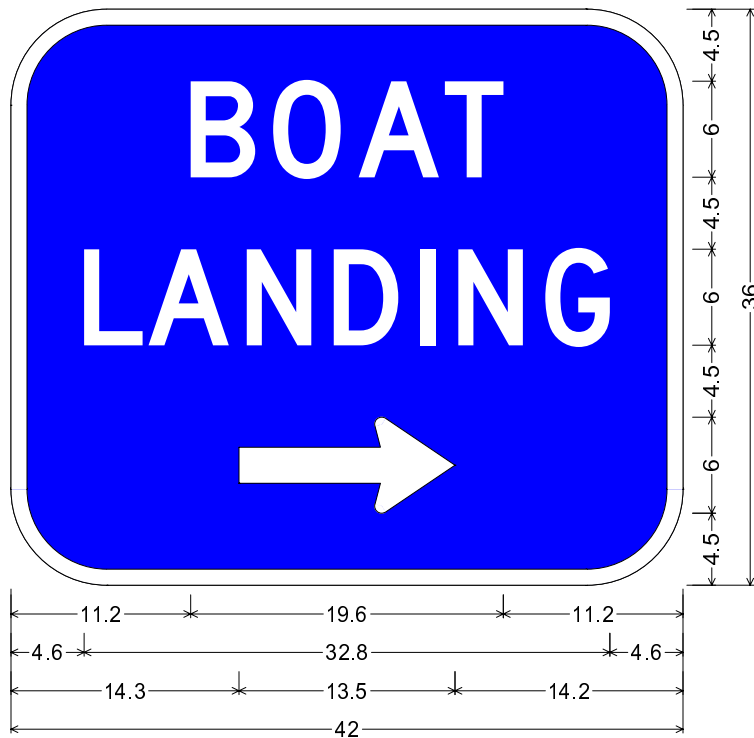
STATE OF NEVADA
 DEPARTMENT OF TRANSPORTATION
 STANDARD SIGN SUPPLEMENT
 2006

HOSPITAL
 SCALE: 1/2" = 1'-0"

SIGN
 NUMBER
GNV 42-1



GNV43-1_60x30; 3.0" Radius, 1.0" Border, White on Blue;
 Arrow 6-2LV - 13.7" 90°; "BOAT" D; "LANDING" D;




GNV43-2R_42x36; 6.0" Radius, 1.0" Border, White on Blue;
 "BOAT" D; "LANDING" D;
 Standard Arrow Custom 13.5" X 6.0" 0°;



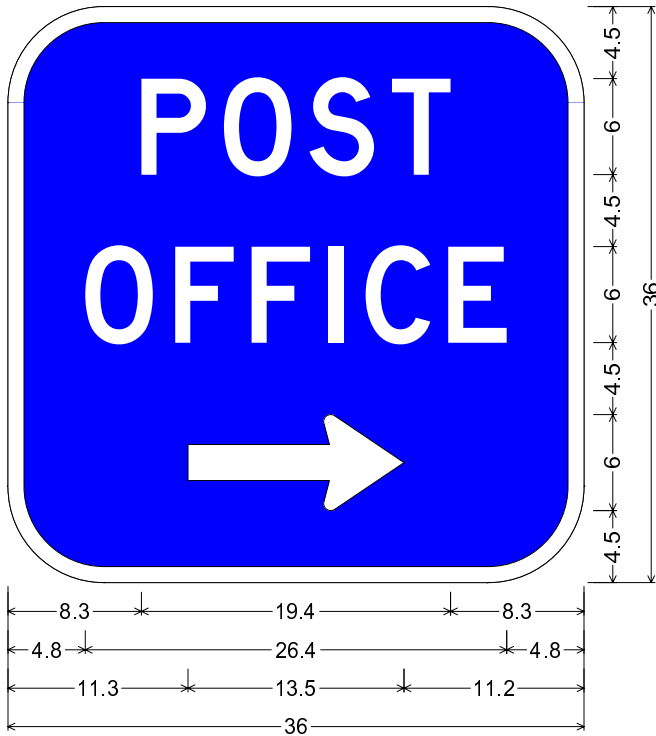
STATE OF NEVADA
 DEPARTMENT OF TRANSPORTATION
 STANDARD SIGN SUPPLEMENT
 2006

BOAT LANDING
 90, 0 OR 180 DEGREE ARROW
 SCALE: 1" = 1'-0"

SIGN NUMBER
 GNV43-1
 GNV43-2
 R, (L)



GNV44-1_54x30; 3.0" Radius, 1.0" Border, White on Blue;
 Arrow 6-2LV - 13.7" 90°; "POST" D; "OFFICE" D;



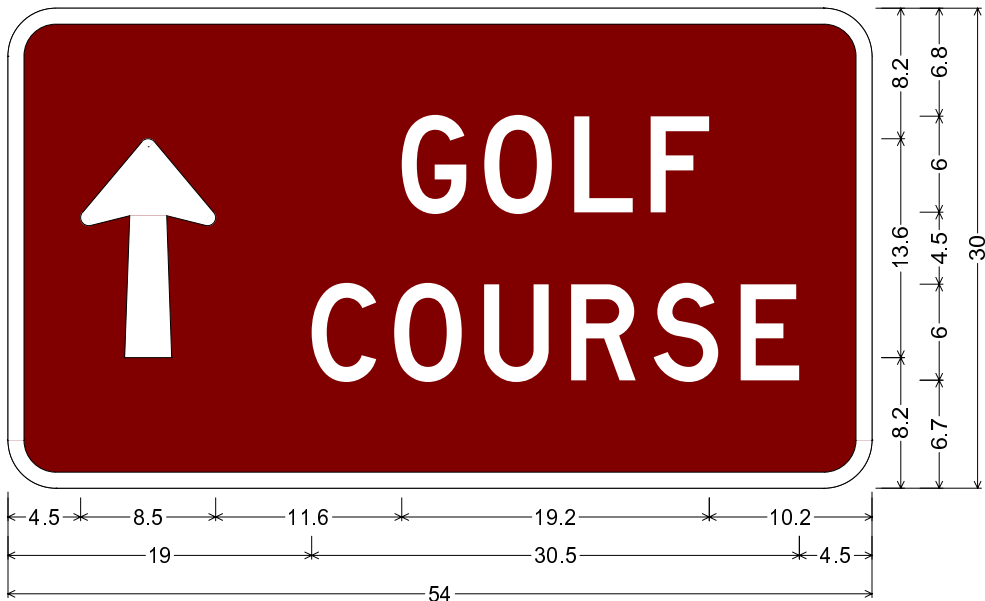
GNV44-2R_36x36;
 6.0" Radius, 1.0" Border, White on Blue;
 "POST" D; "OFFICE" D;
 Standard Arrow Custom 13.5" X 6.0" 0°;



STATE OF NEVADA
 DEPARTMENT OF TRANSPORTATION
 STANDARD SIGN SUPPLEMENT
 2006

POST OFFICE
 90, 0 OR 180 DEGREE ARROW
 SCALE: 1" = 1'-0"

SIGN NUMBER
 GNV 44-1
 GNV 44-2
 R, (L)



GNV45-1_54x30; 3.0" Radius, 1.0" Border, White on Brown;
 Arrow 6-2LV - 13.7" 90°; "GOLF" D; "COURSE" D;



GNV45-2R_42x36; 6.0" Radius, 1.0" Border, White on Brown;
 "GOLF" D; "COURSE" D;
 Standard Arrow Custom 13.5" X 6.0" 0°;



STATE OF NEVADA
 DEPARTMENT OF TRANSPORTATION
 STANDARD SIGN SUPPLEMENT
 2006

GOLF COURSE
 90, 0 OR 180 DEGREE ARROW
 SCALE: 1" = 1'-0"

SIGN NUMBER
 GNV45-1
 GNV45-2
 R, (L)



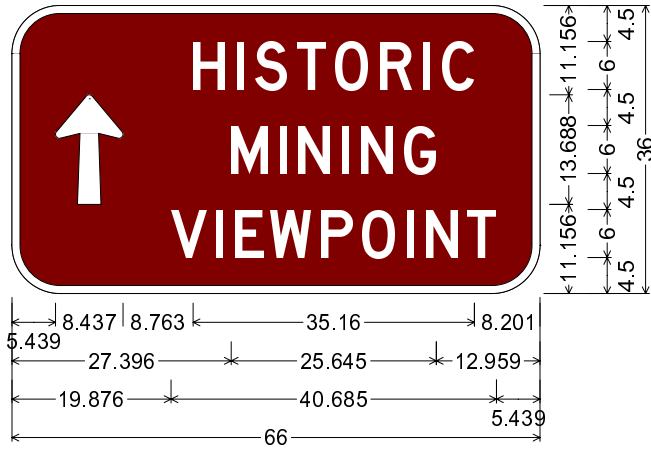
GNV45-3_42x30; 3.0" Radius, 1.0" Border, White on Brown;
 "GOLF" D; "COURSE" D;



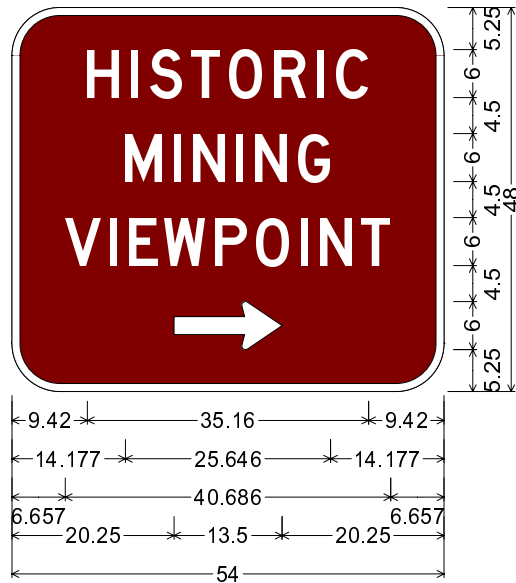
STATE OF NEVADA
 DEPARTMENT OF TRANSPORTATION
 STANDARD SIGN SUPPLEMENT
 2006

GOLF COURSE
 SCALE: 1" = 1'-0"

SIGN
 NUMBER
GNV45-3



GNV46-1_66x36;
 6.000" Radius, 1.000" Border, White on Brown;
 Arrow 6-2LV - 13.688" 90°; "HISTORIC" D;
 "MINING" D; "VIEWPOINT" D;



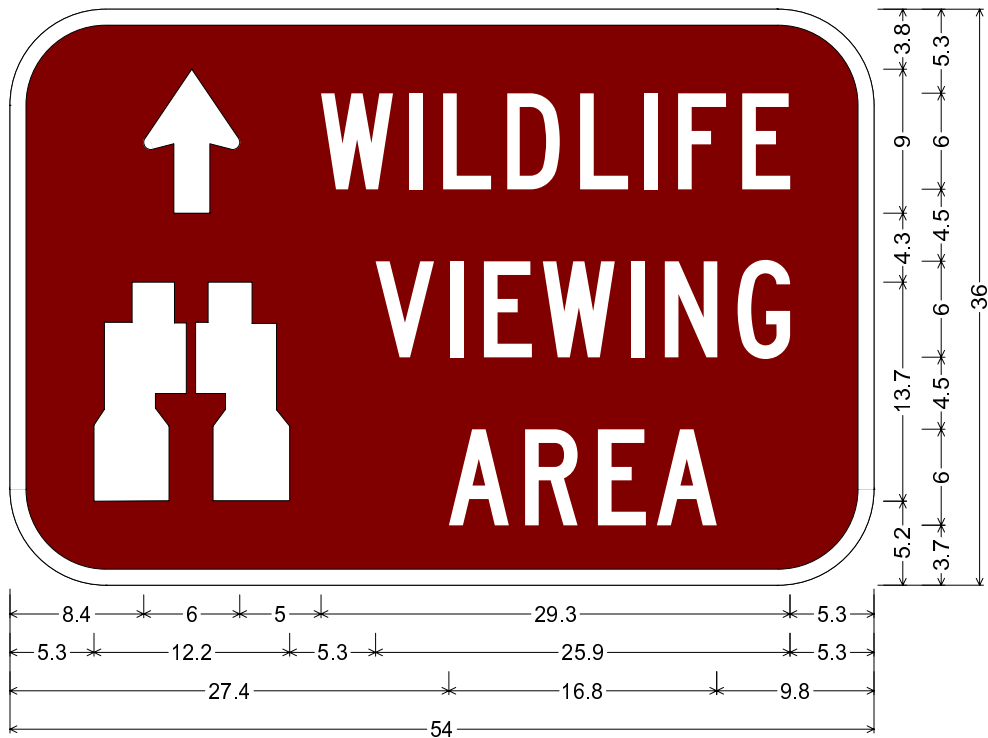
GNV46-2R_54x48;
 6.000" Radius, 1.000" Border, White on Brown;
 "HISTORIC" D; "MINING" D;
 "VIEWPOINT" D;
 Standard Arrow Custom 13.500" X 6.000" 0°;



STATE OF NEVADA
 DEPARTMENT OF TRANSPORTATION
 STANDARD SIGN SUPPLEMENT
 2006

HISTORIC MINING VIEWPOINT
 90, 0 OR 180 DEGREE ARROW
 SCALE: 1/2" = 1'-0"

SIGN NUMBER
 GNV 46-1
 GNV 46-2
 R, (L)



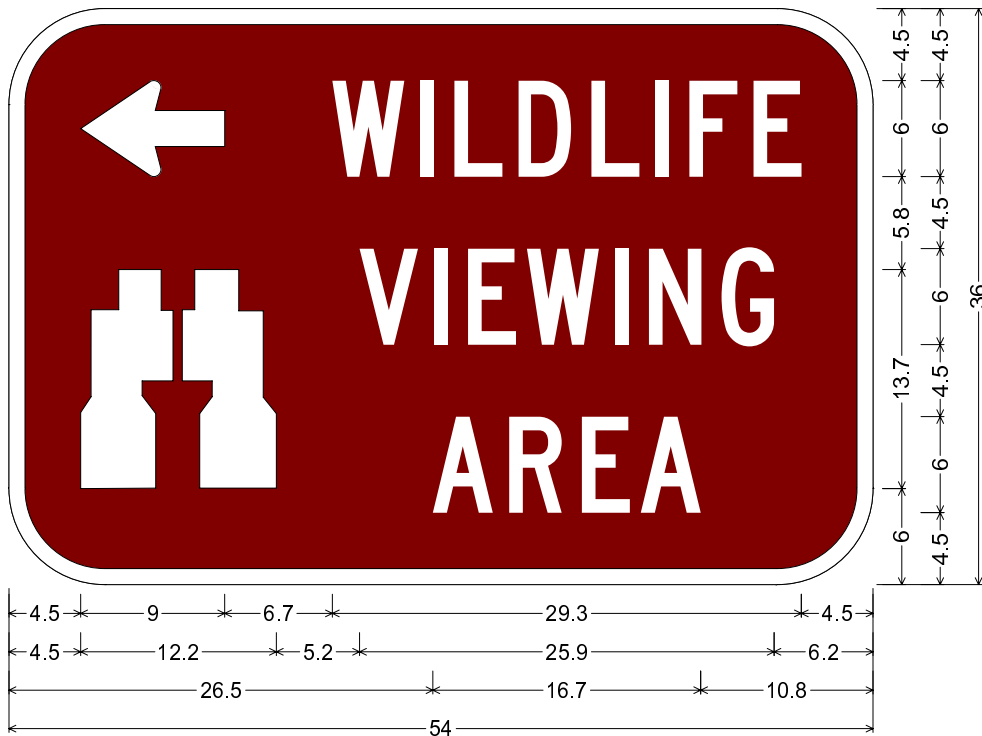
GNV47-1_54x36; 6.0" Radius, 1.0" Border, White on Brown;
 Standard Arrow Custom 9.0" X 6.0" 90°; binocular; "WILDLIFE" C; "VIEWING" C;
 "AREA" C;



STATE OF NEVADA
 DEPARTMENT OF TRANSPORTATION
 STANDARD SIGN SUPPLEMENT
 2006

WILDLIFE VIEWING AREA
 90 DEGREE ARROW
 SCALE: 1" = 1'-0"

SIGN
 NUMBER
GNV47-1



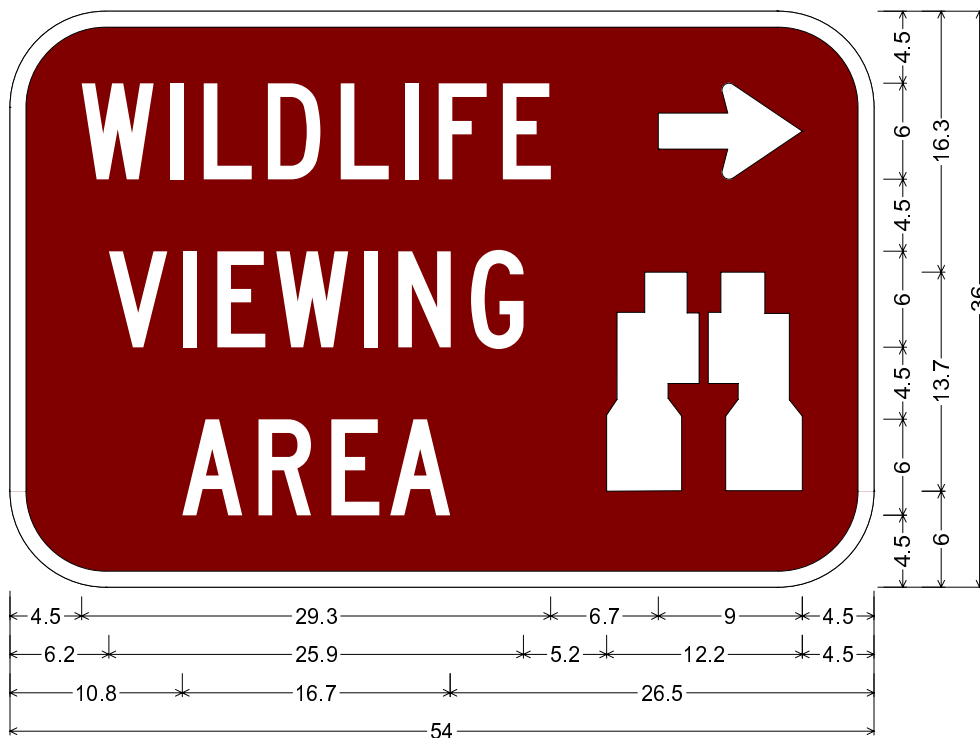
GNV47-2_54x36; 6.0" Radius, 1.0" Border, White on Brown;
 Standard Arrow Custom 9.0" X 6.0" 180°; binocular; "WILDLIFE" C; "VIEWING" C;
 "AREA" C;



STATE OF NEVADA
 DEPARTMENT OF TRANSPORTATION
 STANDARD SIGN SUPPLEMENT
 2006

WILDLIFE VIEWING AREA
 180 DEGREE ARROW
 SCALE: 1" = 1'-0"

SIGN
 NUMBER
GNV47-2



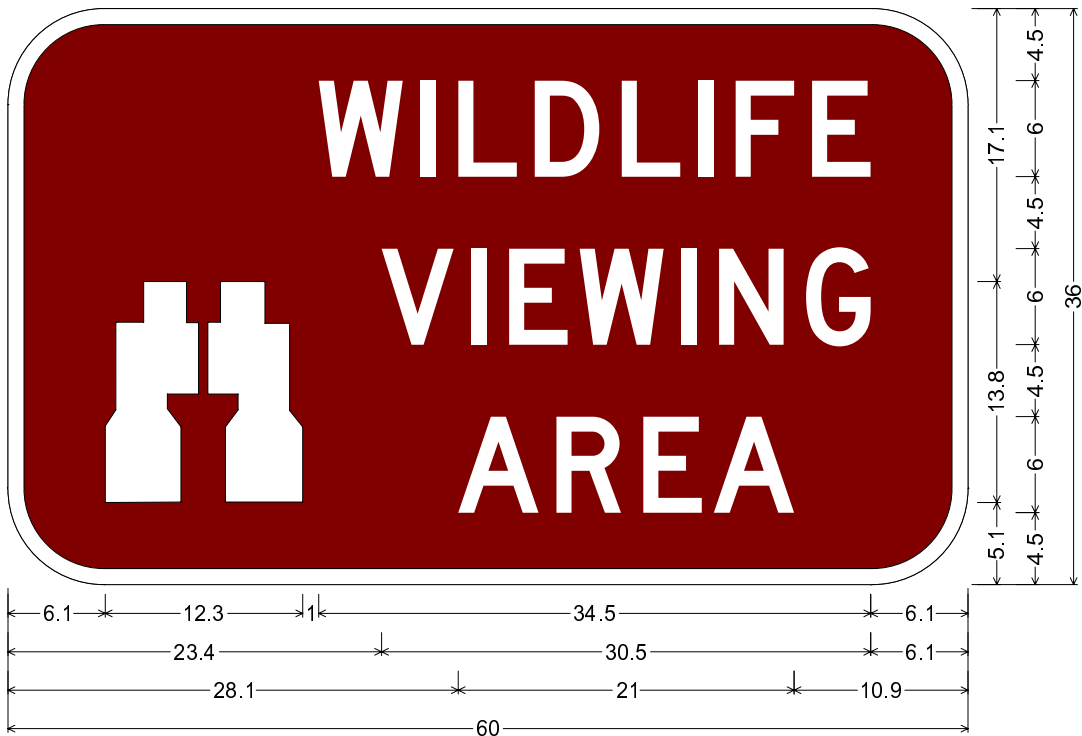
GNV47-3_54x36; 6.0" Radius, 1.0" Border, White on Brown;
 "WILDLIFE" C; "VIEWING" C; "AREA" C; Standard Arrow Custom 9.0" X 6.0" 0°;
 binocular;



STATE OF NEVADA
 DEPARTMENT OF TRANSPORTATION
 STANDARD SIGN SUPPLEMENT
 2006

WILDLIFE VIEWING AREA
 0 DEGREE ARROW
 SCALE: 1" = 1'-0"

SIGN
 NUMBER
GNV47-3



GNV47-4_60x36; 6.0" Radius, 1.0" Border, White on Brown; binocular; "WILDLIFE" D; "VIEWING" D; "AREA" D;



STATE OF NEVADA
 DEPARTMENT OF TRANSPORTATION
 STANDARD SIGN SUPPLEMENT
 2006

WILDLIFE VIEWING AREA
 SCALE: 1" = 1'-0"

SIGN
 NUMBER
 GNV 47-4